

Cleco[®]
Production Tools

CellCore[™]
Cordless Assembly Tools

EASY TO HANDLE. HARD TO BREAK.



Including New Products 2021

THE SMARTEST TOOL FOR THE TOUGHEST ENVIRONMENT

CellCore™ puts you in control with cordless assembly tools that are **easy to handle**, and **hard to break**.

Cleco's new CellCore™ Cordless Assembly Tools are smart, durable and designed to withstand the toughest environments. The lightweight ergonomic design reduces operator fatigue while delivering state-of-the-art power, weight and balance. A large user interface makes it quick and easy to program rundowns on the tool without a controller.



Durable - Assembly line tough
(Drop tested up to 1,5 meter)



Reliable - Increases uptime with 500.000 cycles
between maintenance



Ergonomic - Reduces operator fatigue while
delivering state-of-the-art power and intelligence



Easy to Use - Large user interface allows easy
on-the-tool programming without a controller

EASY TO HANDLE. HARD TO BREAK.



CellCore is the most versatile, easy-to-use cordless tool in the industry.

Users can program up to 10 rundown strategies, called "FastApps", directly on the tool in standalone mode. Users can also pair CellCore tools with Cleco's new mPro200 controller. By pairing the devices, users can easily capture data in real time and program advanced rundowns within a much more compact footprint.

THE SMARTEST TOOL FOR THE TOUGHEST ENVIRONMENT

Multi-Color LED - Color worklight on the tool for secondary okay/not okay visual feedback

Large User Interface - Allows easy on-the-tool programming without a controller

10 "Fast Apps" Programmable Rundown Strategies

Increased Storage - No uploading rundowns for up to one week (storage for 15,000 rundowns, 500 traces)





"Stay Alive" Function - Prevents reboot during battery change, gaining time and efficiency

Exceptional Low Weight, Balance and Grip - For superior ergonomics that increase productivity

Versatile - Forward and backward compatibility with Cleco's entire Global Controller platform

CellCore High Torque



-  **FastApps** - Program up to 10 applications directly on the tool or connect to a controller for maximum functionality
-  **Versatile** - 40-2000 Nm range allowing more flexibility in your tool
-  **Reliable** - Norbar® torque multiplier provides proven accuracy and quality
-  **Access** - 360° rotating head and handle for maximum accessibility

**ALL
NEW**

PISTOL



MODEL NUMBER	TORQUE RANGE (Nm) Min-Max	TORQUE RANGE (ft-lb) Min-Max	SPEED r/min	WEIGHT* kg (lb)	LENGTH mm (in)	SIDE TO CENTER mm (in)	HEIGHT mm (in)	OUTPUT
CCBPW04Q	1,2 - 4	0,9 - 2,9	2480	0,98 (2,16)	185 (7,27)	29 (1,14)	204 (8,03)	1/4" Hex Quick Change
CCBPW12Q	3,6 - 12	2,7 - 8,8	800	1,05 (2,32)	201 (7,89)	29 (1,14)	204 (8,03)	1/4" Hex Quick Change
CCBPW123	3,6 - 12	2,7 - 8,8	800	1,05 (2,32)	198 (7,79)	29 (1,14)	204 (8,03)	3/8" Square Drive
CCBPW22Q	6,6 - 22	4,9 - 16,2	430	1,05 (2,32)	201 (7,89)	29 (1,14)	204 (8,03)	1/4" Hex Quick Change
CCBPW223	6,6 - 22	4,9 - 16,2	430	1,05 (2,32)	198 (7,79)	29 (1,14)	204 (8,03)	3/8" Square Drive

*Tool weight values do not include battery. 2 Ah battery weighs 0.43 kg, 5 Ah battery weighs 0.72 kg

RIGHT ANGLE



MODEL NUMBER	TORQUE RANGE (Nm) Min-Max	TORQUE RANGE (ft-lb) Min-Max	SPEED r/min	WEIGHT* kg (lb)	LENGTH mm (in)	SIDE TO CENTER mm (in)	HEIGHT mm (in)	OUTPUT
CCBAW153	4,5 - 15	3,3 - 11,0	570	1,70 (3,75)	456 (17,95)	31,8 (1,25)	88 (3,46)	3/8" Square Drive - Pin Retainer
CCBAW153B	4,5 - 15	3,3 - 11,0	570	1,70 (3,75)	456 (17,95)	31,8 (1,25)	88 (3,46)	3/8" Square Drive - Ball Retainer
CCBAW253	7,5 - 25	5,5 - 18,4	305	1,70 (3,75)	456 (17,95)	31,8 (1,25)	88 (3,46)	3/8" Square Drive - Pin Retainer
CCBAW253B	7,5 - 25	5,5 - 18,4	305	1,70 (3,75)	456 (17,95)	31,8 (1,25)	88 (3,46)	3/8" Square Drive - Ball Retainer
CCBAW353	10,5 - 35	7,7 - 25,8	255	1,95 (4,30)	486 (19,15)	31,8 (1,25)	92 (3,63)	3/8" Square Drive - Pin Retainer
CCBAW353B	10,5 - 35	7,7 - 25,8	255	1,95 (4,30)	486 (19,15)	31,8 (1,25)	92 (3,63)	3/8" Square Drive - Ball Retainer
CCBAW503	15 - 50	11,1 - 36,8	165	2,00 (4,41)	499 (19,65)	31,8 (1,25)	92 (3,63)	3/8" Square Drive - Pin Retainer
CCBAW503B	15 - 50	11,1 - 36,8	165	2,00 (4,41)	499 (19,65)	31,8 (1,25)	92 (3,63)	3/8" Square Drive - Ball Retainer

*Tool weight values do not include battery. 2 Ah battery weighs 0.43 kg, 5 Ah battery weighs 0.72 kg

CELLCORE HIGH TORQUE (CCBP... = Pistol / CCBA... = Right Angle)



MODEL NUMBER	TORQUE RANGE (Nm) Min-Max	TORQUE RANGE (ft-lb) Min-Max	SPEED r/min	WEIGHT* kg (lb)	LENGTH mm (in)	SIDE TO CENTER mm (in)	HEIGHT mm (in)	OUTPUT
CCBPWN200D6	40-195	29,5-143,8	42	3,36 (7,41)	339 (13,35)	28 (1,10)	204 (8,03)	3/4" Square Drive
CCBPWN500D6	119-500	87,8-368,8	14	3,36 (7,41)	339 (13,35)	28 (1,10)	204 (8,03)	3/4" Square Drive
CCBPWN1000D6	214-1000	157,8-737,6	8	6,68 (14,73)	403 (15,87)	40 (1,57)	208 (8,19)	3/4" Square Drive
CCBPWN1350D8	293-1350	216-995,7	6	6,68 (14,73)	403 (15,87)	40 (1,57)	208 (8,19)	1" Square Drive
CCBPWN2000D8	436-2000	321,6-1475	4	6,68 (14,73)	403 (15,87)	40 (1,57)	208 (8,19)	1" Square Drive
CCBAWN225NB6	45-225	33,2-166	34	4,7 (10,3)	609,6 (24,0)	31,8 (1,25)	260,4 (10,25)	3/4" Square Drive
CCBAWN750NB6	154-750	113,6-553,2	11	5,0 (11,0)	596,9 (23,5)	31,8 (1,25)	260,4 (10,25)	3/4" Square Drive
CCBAWN1000NB6	200-1000	147,5-737,6	7	5,0 (11,0)	609,6 (24,0)	31,8 (1,25)	260,4 (10,25)	3/4" Square Drive

*Tool weight values do not include battery. 2 Ah battery weighs 0.43 kg, 5 Ah battery weighs 0.72 kg

ACCESSORIES



MODEL NUMBER	DESCRIPTION	MODEL NUMBER	DESCRIPTION
T50-1000497	18 V, 2.0 Ah Battery (0.43 kg/0.94 lb)	T50-1000499	18V - 1-Bay - Rapid Charger (NA)
T50-1000498	18 V, 5.0 Ah Battery (0.72 kg/1.60 lb)	T50-1000500	18V - 6-Bay Sequential Charger (NA)
T50-1000506	18V - 1-Bay - Rapid Charger (EU)	T50-1000543	18V - 1-Bay - Rapid Charger (Argentina)
T50-1000508	18V - 6-Bay Sequential Charger (EU)	T50-1000507	18V - 1-Bay - Rapid Charger (Brasil)
T50-1000544	18V - 1-Bay - Rapid Charger (UK)	T50-1000546	18V - 1-Bay - Rapid Charger (Japan)
T50-1000547	18V - 6-Bay Sequential Charger (UK)	T50-1000545	18V - 1-Bay - Rapid Charger (China)
T50-1000656	CellCore 15 & 25 Nm RA Output Drive Scratch Cover	T50-1000659	CellCore 4 Nm Pistol Output & Screen Cover
T50-1000657	CellCore 35 Nm RA Output Drive Scratch Cover	T50-1000660	CellCore 12 & 22 Nm Pistol Output & Screen Cover
T50-1000658	CellCore 50Nm RA Output Drive Scratch Cover	944332PT	CellCore RA Housing & Display Cover (permanent)

The Americas

Apex Tool Group
670 Industrial Drive
Lexington, SC 29072
USA
Tel.: +1 (800) 845 5629
Tel.: +1 (919) 387 0099
Fax: +1 (803) 358 7681
www.ClecoTools.com

Apex Tool Group
Manufacturing México
S. de R.L. de C.V.
Vialidad El Pueblito #103
Parque Industrial Querétaro
Querétaro, QRO 76220
México
Tel.: +52 (442) 211 3800
Fax: +52 (800) 685 5560

Apex Tool Group
Ind. Com. Ferram. Ltda. Av.
Liberdade, 4055
Zona Industrial Iporanga
Sorocaba, São Paulo
CEP# 18087-170
Brazil
Tel: +55 15 3238 3870
Fax: +55 15 3238 3938

Europe | Middle East | Africa

Apex Tool Group GmbH
Industriestraße 1
73463 Westhausen
Germany
Tel.: +49 (0) 73 63 81 0
Fax: +49 (0) 73 63 81 222
www.ClecoTools.de
www.ClecoTools.co.uk

Apex Tool Group SAS
25 Avenue Maurice Chevalier
77330 Ozoi-La-Ferrière
France
Tel: +33 16 44 32 200
Fax: +33 16 44 317 17

Apex Tool Group
Hungária Kft.
Platánia u.2
9027 Győr
Hungary
Tel.: +36 96 66 1383
Fax: +36 96 66 1135

Asia Pacific

Apex Power Tool Trading
(Shanghai) Co., Ltd.
2nd Floor, Area C
177 Bi Bo Road
Pu Dong New Area, Shanghai
China 201203 P.R.C.
Tel.: +86 21 60880320
Fax: +86 21 60880298

Apex Power Tools India
Private Limited
Gate No. 1, Plot No. 5
S. No. 234, 235 & 245
Indialand Global Industrial Park
Taluka-Mulsi, Phase I
Hinjawadi, Pune 411057
Maharashtra, India
Tel.: +91 020 66761111