AIMCO

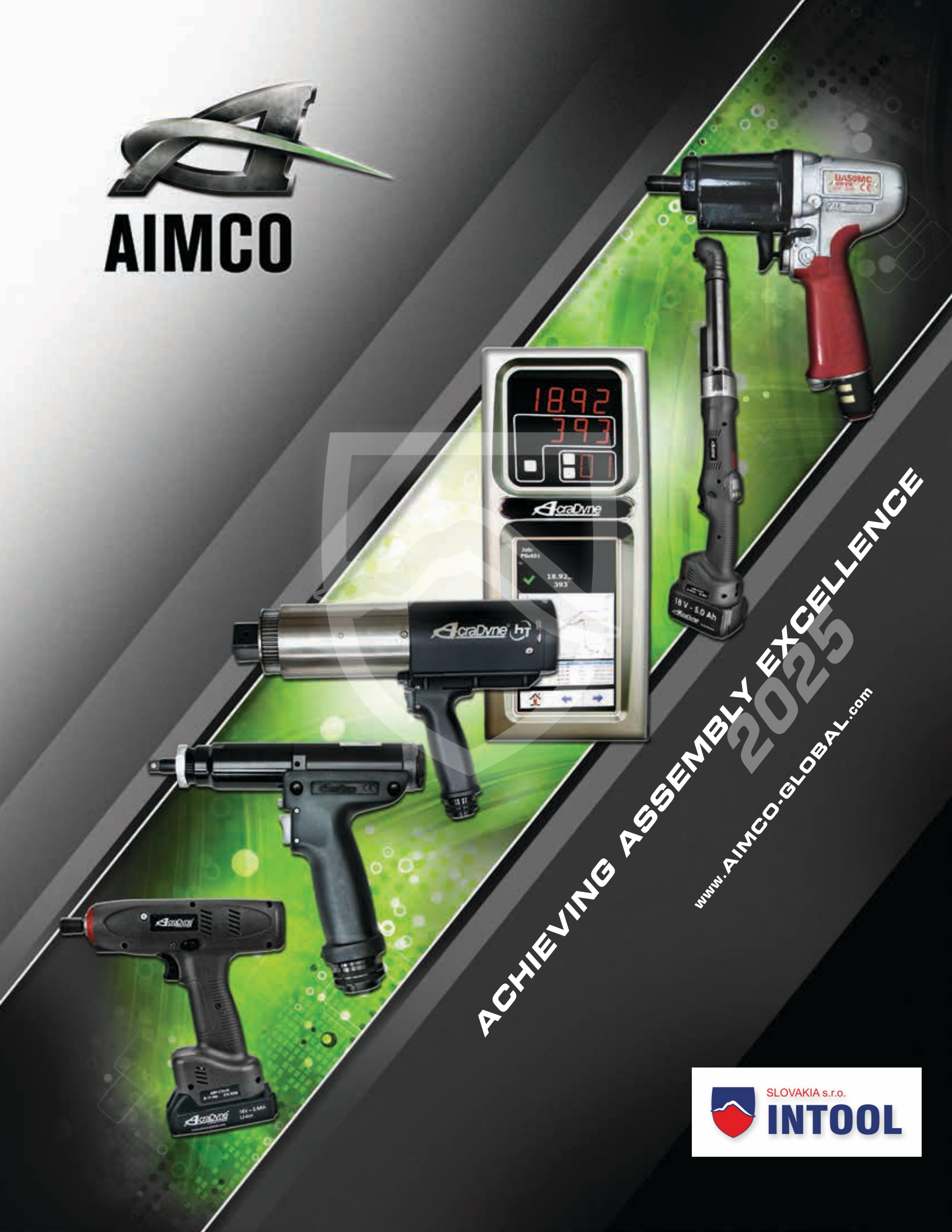

ACHIEVING ASSEMBLY EXCELLENCE

2025

www.AIMCO-GLOBAL.com

SLOVAKIA s.r.o.
INTOOL

For more than 50 years, AIMCO has been working with manufacturers around the world. We are the complete global source for all critical fastening and bolting solutions. AIMCO can effectively and swiftly meet your needs whether you're in Tennessee, USA fastening a 3 mm nut at 3 Nm, or in Denmark servicing wind-turbine bolts at 17,000 Nm. AIMCO provides the tools and solutions, on a global scale, that guarantee the success of your project. It is with great pride that AIMCO can say the products that we manufacture are **DESIGNED AND ASSEMBLED IN THE USA.**

TABLE OF CONTENTS

CONTROLLED TOOLS

AcraDyne®

GEN IV ACE Controller Platform . . . 7
Controller Software . . . 14
GEN IV Smart Arm System with Process Visualization . . . 15
1000 Series Nutrunners . . . 17
2000 Series Nutrunners . . . 20
2000 Series AcraDrive Discontinuous Drive Nutrunners . . . 24
3000 Series Nutrunners . . . 26
5000 Series Nutrunners . . . 28
AcraDyne Specialty Gearheads . . . 32
Custom Tool Holders . . . 32
Riv-Nut Tools . . . 33
HT Series DC Tools . . . 34
HT Series DC Angle Tools . . . 36
HT Series DC Dual-Lever Tools . . . 38
HTXD Extreme Duty High-Torque Tools . . . 40
Gen IV Field Controller . . . 42
HT Series Nose Extensions and Gearhead Tools . . . 43
HT Series DC Tool Accessories . . . 44
DC Tool / Spindle Selection Guide . . . 45
Cables and Accessories . . . 47
Cordless AB Series . . . 50
Cordless ABP Ultra Torque Series . . . 53
Multiple Nutrunning Systems . . . 55
AIMCO Tool Specials . . . 56

Uryu

Pulse Tool Overview . . . 57
UA-MC / SMC Series . . . 58
UA-AMC Series . . . 59
Acra-Pulse® UXR MC / SMC Series . . . 60
UDP-MC Series . . . 60
UBX-AF Series Battery Pulse Tools . . . 61
Uryu UEC / UECP / UCC Controllers . . . 62
Controlled Pulse Tool Accessories . . . 68

TORQUE MEASUREMENT

Torque Measurement Overview . . . 69
Torque Measurement Systems . . . 72
Torque Measurement Testers . . . 73
Torque Measurement Analyzers . . . 76
Auditor Data Collection Software . . . 78
High-Capacity Test Stands . . . 80
Torque Wrenches . . . 84
Mobile Torque Testing Stations . . . 88
Transducers . . . 89
Rundown Fixtures . . . 91
Joint Kits / Joint Simulators . . . 92
Torque Measurement Cables . . . 93

POWER TOOLS

AcraDyne HT Series Pneumatic Tools . . . 94
Pulse Tools: Overview . . . 97
Omega Pulse: UAT Series . . . 98
Omega Pulse: UL / ULT Series . . . 100
Acra-Pulse® U / UX / UXR Series . . . 102
UTM Series Fastening Counter . . . 103
BP-T Pulse Series Cordless Tools . . . 104
UBX-T Series Cordless Pulse Tools . . . 106
ABETP XT Cordless Series . . . 108
UAN Series Angle Nutrunners . . . 110
URW Series Ratchet Wrenches . . . 111
UOW & UGW Tubenut and Geared Wrenches . . . 112
DynaTorque® Manual Torque Multipliers . . . 113
US-LT / US / US-LD Pneumatic Screwdrivers . . . 114
Signature Series® SPC Precision Clutch Cordless Tools . . . 118
Signature Series® SIW Shut-Off Impact Cordless Tools . . . 120
Signature Series® SPT Transducerized Cordless Tools . . . 122
Electra® Series Electric Screwdrivers . . . 125
Impact Tools . . . 128
Grinders . . . 130
Sanders & Drills . . . 131
Percussion Tools . . . 132

ASSEMBLY SYSTEMS

A-50 Screw Presenters . . . 133
Acra-Feed® Automatic Screw Feed Systems . . . 134

TOOL SUPPORT SYSTEMS

Ergo Arms® . . . 135
Carbon Torque Arms . . . 137
Carbon Torque Tubes . . . 140
GCI Torque Reaction Arms . . . 142
3arm Zero Gravity Arms . . . 145
Support System Tool-Mounting Options . . . 150
Workstation Components And Assemblies . . . 151
Balancers / Retractors . . . 153
Air Preparation Units . . . 155
Air Line & Accessories . . . 156

FASTENER TOOLS

Standard Fastener Tools . . . 158
Ergo-Drive® Series ϵ* . . . 162
Custom / Special Parts . . . 164

Index . . . 168

* ϵ logo indicates where ERGO-DRIVE sockets/extensions benefit tool operation.

ERGO-DRIVE sockets are uniquely designed for repeatable, accurate rundowns. They also ensure excellent product quality, longer tool life, and better ergonomics for the tool user. Look for the ERGO-DRIVE ϵ logo in this catalog to see where ERGO-DRIVE sockets/extensions benefit tool operation, operator, and rundown. See page 162 for ERGO-DRIVE details.

WHAT IS IMPORTANT IN YOUR ASSEMBLY PROCESS?

Using AIMCO's industry standard PERQ formula guarantees that we will provide the best solution to fit your needs

PRODUCTIVITY

Speed and efficiency of the assembly process

Whether a large automotive manufacturer building several hundred vehicles daily, or an electronics company producing individual, custom-made components, AIMCO provides products and services that allow each company to work at their ideal pace in order to keep its processes running efficiently.

ERGONOMICS

Relationship between the worker and the assembly process

AIMCO focuses on providing products that are lightweight, quiet, and easy to operate, with minimal torque reaction and low vibration. These features allow assemblers to do their job in the safest possible manner and help manufacturers avoid the often hidden costs of workplace injuries.

RELIABILITY

Reduced cost of repairing and maintaining the tools in the assembly process

AIMCO helps manufacturers face the challenges of maintenance, repair, and lost labor time by offering products with superior workmanship and durability. By combining high-quality products with a detailed and flexible service-training program, AIMCO ensures its tools will meet the customer's expectations of reliability.

QUALITY

The ability of the tool to meet engineering requirements of the assembly process

AIMCO's assembly tools are tested and proven to meet the most stringent engineering specifications. AIMCO backs those tools up with its innovative Auditor torque measurement products. This allows manufacturers to focus on their most important goal — creating a quality product.

AIMCO and its distributors evaluate each manufacturer based on the PERQ formula to determine that company's unique blend of the PERQ elements – productivity, ergonomics, reliability, and quality. We then provide tooling options that enhance that mix. The end result is a manufacturing process that runs efficiently, produces high quality products and does so at the lowest possible cost. Combining PERQ with AIMCO's vast experience and unequalled service will enable any manufacturer to succeed in the global marketplace.

Power Source

ELECTRIC

- Clean and quiet
- Excellent torque repeatability because of slower speeds
- Greater flexibility at low torque ranges (<3 Nm)

PNEUMATIC

- Fast operation
- Good power-to-weight ratio
- Long overall service life
- Allow more coverage at higher torque ranges (>200 Nm)

CORDLESS

- Most flexibility for a broad range of applications
- No air hoses or cords to interfere with operator

Drive Type

DISCONTINUOUS

- Fast operation
- Virtually no torque reaction
- Frees up one hand for other, simultaneous tasks
- Superior clamp load repeatability

CONTINUOUS

- Effective on a wide range of joint types from very hard to extremely soft
- Minimal maintenance
- Excellent torque repeatability because of slower speeds

Orientation & Fixturing

PISTOL

- Generally the quickest operation due to "point-and-tighten" familiarity

INLINE

- Continuous drive inline tools normally require a reaction device for applications >2.5 Nm (20 in-lb)

RIGHT ANGLE

- Good for low-clearance applications
- Continuous drive right angle tools allows highest possible torque ranges before reaction devices are required

HANDHELD

- Normally the fastest to use on individual applications

FIXTURED

- Can be fully automated, allowing operator to conduct other tasks as system operates

MULTI-SPINDLE

- High productivity rates, but speed and cost may not be justified

Correct Tool Choice

Customer Commitment

Tool University

AIMCO's commitment doesn't end with your tool purchase. Our goal is to educate you and your team on the most effective and efficient ways to utilize our tools; therefore, consistently producing a quality product.

All customers have the opportunity to attend our Tool University (Tool-U) training at our corporate headquarters in Portland, Oregon. Always free of charge to customers, your team will receive technical and practical training, learning how to effectively troubleshoot, test, and properly use the tool, which will reduce down time and help you achieve maximum tool performance.

AIMCO utilizes a team of experts to cover all elements influencing the fastening process, exploring the synergy between the joint, power tool, torque measurement, and operator handling. This knowledge can be applied to almost any assembly process regardless of the tool brand.

Service

Cutting-Edge Knowledge Base

Our skilled technicians work closely with our Technical Services group as well as our expert team of engineers, to share knowledge, keep up with new technologies, and improve processes.



Service Guarantee

When AIMCO receives tools and equipment for servicing, they are pre-tested and inspected to identify issues. We provide precise repair estimates and feedback so that the customer ensures they are getting the most out of their tool investment. Repairs are completed using factory standards, parts, and processes. Once a repair is complete, it is tested, and/or calibrated, using N.I.S.T. certified measuring equipment, and guaranteed to perform to factory specifications.

Complete Support

AIMCO helps manufacturers face the challenges of maintenance, repair, and lost labor time by offering products with superior workmanship and durability. By combining high-quality products with a detailed and flexible service-training program, AIMCO ensures its tools will meet the expectations of reliability. AIMCO backs those tools with its innovative Auditor torque measurement products. This allows manufacturers to focus on their most important goal — satisfied customers.

AcraDyne Gen IV ACE Controller Platform

AcraDyne's Gen IV ACE Controller platform is a single platform that commands all transducerized tools in the AIMCO portfolio

AIR | CORDLESS | ELECTRIC

The same, simple programming for all tool types, including:

AcraDyne
- DC Tools
- Cordless Battery Tools

Uryu
- Air Powered Tools
- Electric Tools
- Pulse Tools

No additional controller training needed for different platforms (tool type specific knowledge is required).

One common communication for global data collection, line controls, and Field Bus platforms.

AcraDyne Gen IV ACE Controller Platform

The AcraDyne Gen IV ACE controller platform is the culmination of more than 50 years of serving our industrial fastening customers with 20 years of manufacturing DC tools that are DESIGNED AND ASSEMBLED IN THE USA. It is filled with countless advanced capabilities and features. The Gen IV ACE Controller is the core of the modular AcraDyne DC system. One controller will command any tool in the AcraDyne line from 1 Nm to 17,000 Nm, all with one cable.

Four Digit LED Torque Display

Large numbers can be seen from a distance.

Secondary Display

Allows user to easily set and toggle through information:

- Angle
- Engineering Units
- Bolt Count
- Job/Job Sequence

Parameter Set Display

Displays current parameter set and enables user to quickly change by scrolling up or down.

7" Touch-Screen Display

- Runs the same software on PC for ease of use
- Real-Time Graphing
- Selectable Run Screens

FEATURES AND BENEFITS

- Web browser based programming. Receive data on your PC, tablet, smartphone, or any other web-capable device. You can use more than one device at a time: Be in program mode on one device while reviewing real-time curves on another, while watching tool diagnostics on a third
- Multiple fastening strategies – Program up to 256 parameters with as many as 20 steps
- Jobs capability – 99. Event log – 5,000
- Backup & restore through USB or Ethernet
- Assignable I/O (8 X 8)
- Rundown storage – 1,000,000
- Real-time curve viewing. Curve storage – 20,000

NETWORKING CAPABILITIES

- Ethernet Protocols supported: Open Protocol, ToolsNet, Ethernet/IP, Modbus TCP, PFCS, XML, FTP Client
- Anybus® Field Bus connectivity: Profibus, Profinet, DeviceNet, CC-Link, CC-Link IE Field
- Data collection
- Serial protocols and string output
- Bar code scanning & printing
- Multi-spindle synchronization

AcraDyne Gen IV ACE Controller Platform

System Port

- Uses standard USB Type-B cable
- Easily connect to any computer to run software, program your controller, and download data and curves

Tool Connector

- Tool connector varies by tool type

Dual Ethernet Ports

- Enables two networks simultaneously for separate line control and data collection
- Supports any industry standard protocol
- Remote system monitoring, programming, and data download

USB Ports (4)

- Backup and Restore
- Update Software
- Download Data and Curves
- Expandable USB Peripherals

Illuminated On/Off Switch

Serial Port

- Data String Output
- Serial Protocols
- Bar Code Scanners
- Printers

Power Connector
(110V / 220V)

24V I/O (Assignable)

- 8 In/8 Out

Anybus® Field Bus Options:

- Profibus, Profinet, DeviceNET, CC-Link, CC-Link IE Field

Mounting Bracket
with Wire and Cable Routing Channels

The Gen IV ACE Controller Platform provides ultimate FLEXIBILITY and FREEDOM to command tools for every application

One common communication for your global data collection, line controls, and Field Bus platforms.



AcraDyne iEC

GEN IV ACE iEC Controller for all AcraDyne DC Tools

Model*	System Port & Removable Memory	Lights (L) LED Display (D) Graph (G)	24V I/O Assignable 8 X 8"	Serial Port with Protocols	Backup & Restore (USB)	Ethernet** Two Ports
Bottom Exit Cable						
iEC4EGV(P)(N)(D)(C)(M)	X	L/D/G	X	X	X	X
Top Exit Cable						
iEC4EGV(-T)(P-T)(N-T)(D-T)(C-T)(M-T)	X	L/D/G	X	X	X	X

* Field bus options: P = Profibus N = Profinet D = DeviceNet C = CC Link M = CC-Link IE Field Other Field bus options available upon request.
** Ethernet channel supports Open Protocol, ToolsNet, EtherNet/IP, Modbus TCP, PFCS, XML, and FTP Client.

AcraDyne iAC

GEN IV ACE iAC Controller for Transducerized Uryu Air Tools

Model*	System Port & Removable Memory	Lights (L) LED Display (D) Graph (G)	24V I/O Assignable 8 X 8"	Serial Port With Protocols	Backup & Restore (USB)	Solenoid Shut Off On Board	Programmable Regulator On Board	Ethernet** Two Ports
Bottom Exit Cable								
iAC4EGV(P)(N)(D)(C)(M)	X	L/D/G	X	X	X			X
iAC4ESRGV(P)(N)(D)(C)	X	L/D/G	X	X	X	X	X	X
Top Exit Cable								
iAC4EV(P-T)	X	L/D	X	X	X			X
iAC4EGV(-T)(P-T)(N-T)(D-T)(C-T)	X	L/D/G	X	X	X			X
iAC4ESRGV(-T)(P-T)(N-T)(D-T)(C-T)	X	L/D/G	X	X	X	X	X	X

* Field bus options: P = Profibus N = Profinet D = DeviceNet C = CC Link M = CC-Link IE Field Other Field bus options available upon request.
** Ethernet channel supports Open Protocol, ToolsNet, EtherNet/IP, Modbus TCP, PFCS, XML, and FTP Client.

AcraDyne iPC

GEN IV ACE iPC Controller for Uryu UDP Transducerized DC Pulse Tools

Model*	System Port & Removable Memory	Lights (L) LED Display (D) Graph (G)	24V I/O Assignable 8 X 8"	Serial Port with Protocols	Backup & Restore (USB)	Ethernet** Two Ports
Bottom Exit Cable						
110V Operation iPC4EGV(P1)(N1)(D1)(C1)(M1)	X	L/D/G	X	X	X	X
220V Operation iPC4EGV(P2)(N2)(D2)(C2)	X	L/D/G	X	X	X	X
Top Exit Cable						
110V Operation iPC4EGV(1-T)(P1-T)(N1-T)(D1-T)(C1-T)(M1-T)	X	L/D/G	X	X	X	X
220V Operation iPC4EGV(2-T)(P2-T)(N2-T)(D2-T)(C2-T)	X	L/D/G	X	X	X	X

* Field bus options: P = Profibus N = Profinet D = DeviceNet C = CC Link M = CC-Link IE Field Other Field bus options available upon request.
** Ethernet channel supports Open Protocol, ToolsNet, EtherNet/IP, Modbus TCP, PFCS, XML, and FTP Client.

AcraDyne iBC

GEN IV ACE iBC Controller for all AcraDyne Transducerized Battery Tools

Model*	System Port & Removable Memory	Lights (L) LED Display (D) Graph (G)	24V I/O Assignable 8 X 8"	Serial Port with Protocols	Backup & Restore (USB)	Ethernet** Two Ports
Connects through External WiFi Access Point (User Supplied)						
iBC4E(N)	X	L/D		X	X	X
iBC4EGV(P)(N)(D)(C)	X	L/D	X	X	X	X

* Field bus options: P = Profibus N = Profinet D = DeviceNet C = CC Link M = CC-Link IE Field Other Field bus options available upon request.
** Ethernet channel supports Open Protocol, ToolsNet, EtherNet/IP, Modbus TCP, PFCS, XML, and FTP Client.

AcraDyne iBC-Z

GEN IV ACE iBC-Z Controller for Uryu UBX-AF Transducerized Battery Oil Pulse Tools

Model*	System Port & Removable Memory	Lights (L) LED Display (D) Graph (G)	24v I/O Assignable 8 X 8"	Serial Port With Protocols	Backup & Restore (USB)	Ethernet** Two Ports
Connectivity through embedded Zigbee access point						
iBC4EGV(P-Z)(N-Z)(D-Z)(C-Z)(M-Z)	X	L/D/G	X	X	X	X

* Field bus options: P = Profibus N = Profinet D = DeviceNet C = CC Link M = CC-Link IE Field Other Field bus options available upon request.
** Ethernet channel supports Open Protocol, ToolsNet, EtherNet/IP, Modbus TCP, PFCS, XML, and FTP Client.

NETWORK CONNECTIVITY

POKA-YOKE ERROR PROOFING

AcraDyne's Gen IV ACE Platform supports any third-party accessory to poka-yoke your process.

FEATURES AND BENEFITS

- 24V I/O inputs support the outputs of the receiver units
- Connect click wrenches, crimpers, or any poka-yoked device to your network data collection and line controls with all of the Ethernet protocols and Field Buses offered in the ACE Platform

SOFTWARE

AcraDyne's software package is on-board every AcraDyne controller and is provided FREE of charge. This comprehensive, user-friendly program allows programming, analysis, and diagnostics.

The software is based on a standard web browser, allowing you to connect the AcraDyne controller with any computer, tablet, or smart device. Connect through Ethernet, USB, or wirelessly via a network connected to both devices.

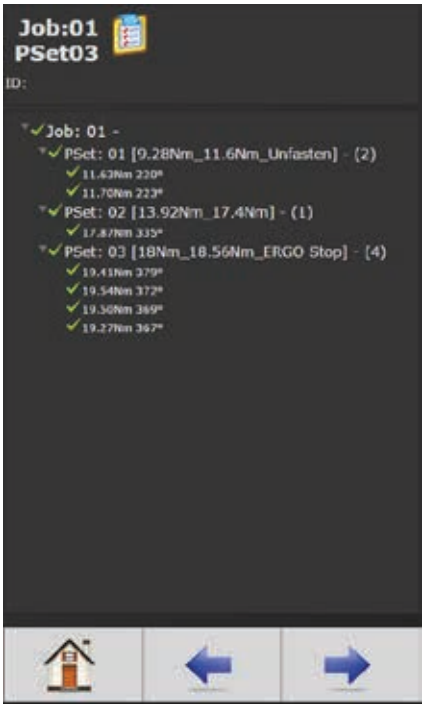

Adding and editing Parameter Sets (256) and Jobs (99) is easy and intuitive in the parameter set up function.

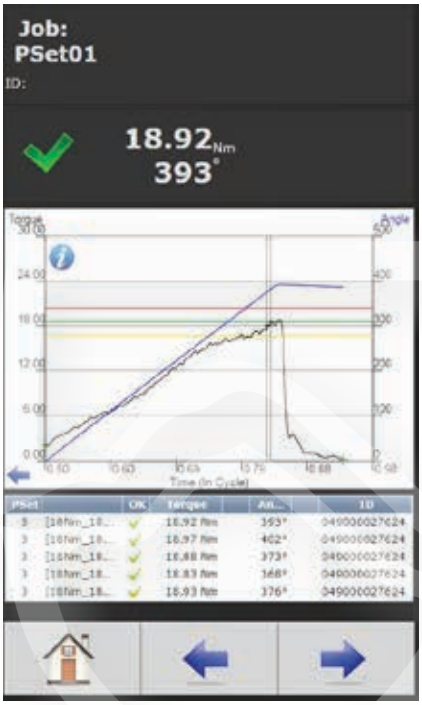

View curve results in real time or view stored results. As many as 20,000 curve results can be stored in memory.

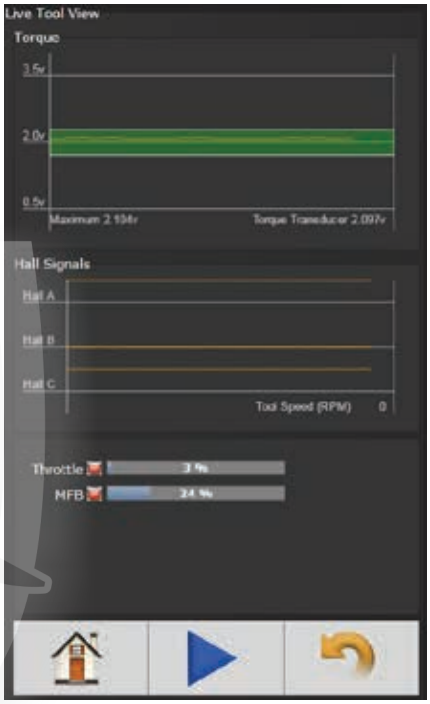

Tool programming and diagnostics for repair, calibration and advanced troubleshooting.



Choose from several run screens that display easy to view, large screen indicators.

Gen IV Controller with On-Board Smart Arm Capability and Process Visualization

AcraDyne Gen IV Controller's smart arm capability provides an advanced error-proofing solution to ensure the quality of your fastening operation. The process requires no external PC or software — the capability is on-board every Gen IV controller.



FEATURES AND BENEFITS

- Easy-to-follow visual guidance on the Gen IV controller graphical screen
- Easy setup — programming takes only minutes
- Once fastener locations are programmed into the Gen IV controller, the system can perform specific actions on specific fasteners
- No external PC or third-party software needed. Control the process using AcraDyne's Gen IV Controller and its integrated software, which is provided free of charge
- Low-cost solution vs. competitive offerings that require third-party PC-based control
- Modular – can be added at any time to an existing AcraDyne system using the Gen IV controller
- No guesswork! Powerful Gen IV data collection enables diagnostics and analysis
- Works with both continuous and discontinuous drive tools

The Gen IV controller provides easy-to-follow visual guidance directly on the graphical screen.

Tool in position over Bolt 1

Bolt 1 OK
Direction to Bolt 2

Tool in wrong location

AcraDyne®
A Division of AIMCO

Gen IV Smart Arm System with Process Visualization

Smart Arm Accessory:

- Requires no external PC or third-party software for operation
- Gen IV Controller Software integrates with plant manufacturing execution software or allows custom programming

Encoders located at each joint of the arm.

Smart Arm guides operator in the specified torque pattern and counts fasteners required for correct assembly.

Gen IV Controller captures fastening-process data:

- Data captured and reported in real time with torque and graphing capabilities
- Curve results presented in real time or from stored results
- 20,000 curve results can be stored in memory
- Monitor, control, and report torque, angle, engineering units, fastener count, job/job sequence
- Multiple fastening strategies: 256 parameter sets with 20 stages
- Jobs capabilities – 99

Custom image of run screen with preprogrammed fastener locations/specifications. Updates in real time.

Tool operates only when it is at the correct specified fastener location.

1000 SERIES

1 – 22 Nm

- Superior size, speed, and duty cycle compared to competitors' tools
- Durable Nylon motor and handle housing
- Onboard lights and audible signal for operator feedback

1000 Series Pistol Tools

- Bottom, top, rear exit and push-to-start models available
- Standard Square Drive or extended Ergo Drive output available on all models
- 1/4" Quick Change output available on 3 – 14 Nm models
- Programmable Multi-Function Button: One single button facilitates several distinctly different tasks

Bottom Exit (4A) Model

Rear Exit (4R) Model with Quick Change Output

Top Exit (4T) Model

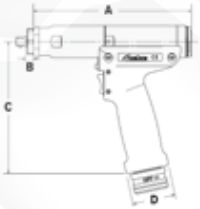

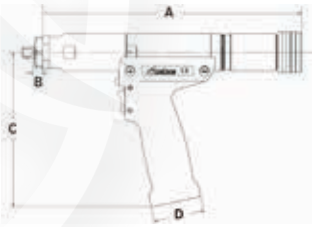

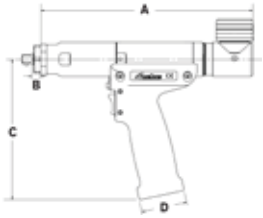

1000 Series Pistol Tools

Model	Max Torque NM	Max Torque FT-LB	Torque Range NM	Torque Range FT-LB	Free Speed RPM	Weight (-) Socket LB	Weight (-) Socket KG	Output Drive SQ DR	A IN	A MM	B IN	B MM	C IN	C MM	D IN	D MM
Pistol 4A Models = Bottom Exit 4R Models = Rear Exit 4T Models = Top Exit (V) = Extended Ergo-Drive Output (Q) = 1/4" Quick Change Output																
AEP4(A)(R)(T)12003B(V)(Q)	3	2.2	0.8 - 3	0.6 - 2.2	2,625	2.2	1.00	3/8"	A = 6.5 R = 9.3 T = 8.3	165.1 236 210.9	0.38	9.6	6.01	152.6	1.96	49.7
AEP4(A)(R)(T)12006B(V)(Q)	6	4.4	1.5 - 6	1.1 - 4.4	2,625	2.2	1.00	3/8"	A = 6.5 R = 9.3 T = 8.3	165.1 236 210.9	0.38	9.6	6.01	152.6	1.96	49.7
AEP4(A)(R)(T)12011B(V)(Q)	11	8.1	2.8 - 11	2 - 8.1	1,313	2.3	1.04	3/8".	A = 7.17 R = 10.34 T = 8.97	182.2 262.7 228	0.38	9.6	6.01	152.6	1.96	49.7
AEP4(A)(R)(T)12014B(V)(Q)	14	10	3.5 - 14	2.6 - 10	1,037	2.3	1.04	3/8"	A = 7.17 R = 10.34 T = 8.97	182.2 262.7 228	0.38	9.6	6.01	152.6	1.96	49.7
AEP4(A)(R)(T)12018BV	18	13	4.5 - 18	3.3 - 13	840	2.3	1.04	3/8"	A = 7.17 R = 10.34 T = 8.97	182.2 262.7 228	0.38	9.6	6.01	152.6	1.96	49.7
AEP4(A)(R)(T)12022BV	22	16	5.5 - 22	4.1 - 16	656	2.3	1.04	3/8"	A = 7.17 R = 10.34 T = 8.97	182.2 262.7 228	0.38	9.6	6.01	152.6	1.96	49.7
Pistol Push-to-Start																
AEP4T12003BL	3	2.2	0.8 - 3	0.6 - 2.2	2,625	2.2	1.00	3/8"	8.88	225.5	0.25	6.3	6.01	152.6	1.96	49.7
AEP4T12006BL	6	4.4	1.5 - 6	1.1 - 4.4	2,625	2.2	1.00	3/8"	8.88	225.5	0.25	6.3	6.01	152.6	1.96	49.7
AEP4T12011BL	11	8.1	2.8 - 11	2 - 8.1	1,313	2.3	1.04	3/8".	8.97	228	0.25	6.3	6.01	152.6	1.96	49.7
AEP4T12014BL	14	10	3.5 - 14	2.6 - 10	1,037	2.3	1.04	3/8"	8.97	228	0.25	6.3	6.01	152.6	1.96	49.7

* ϵ logo indicates where ERGO-DRIVE sockets/extensions benefit tool operation.

1000 Series Angle Tools

- Compact, durable head houses a precision right-angle gearset that fits into the tightest spaces
- Integrated transducer for accurate delivery or monitoring of Torque and Angle
- Lightweight materials and uniform body diameter provide a comfortable grip
- Ergonomically placed start lever for ease of operation
- Available in regular or flush socket options

Flush Socket Option

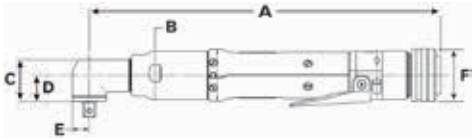

1000 Series Angle Tools

Model	Max Torque NM	Max Torque FT-LB	Torque Range NM	Torque Range FT-LB	Free Speed RPM	Weight (-) Socket LB	Weight (-) Socket KG	Output Drive SQ DR	A IN	A MM	B IN	B MM	C IN	C MM	D IN	D MM	E IN	E MM	F IN	F MM
Angle Add "F" to Part Numbers for Flush Socket																				
AEN4C12004B	4	3	1 - 4	0.7 - 3	3,111	2.0	0.91	3/8"	11.04	280.4	1.47	37.3	1.29	32.8	0.82	20.9	.52	13.1	1.56	39.6
AEN4C12009B	9	6.6	2.3 - 9	1.7 - 6.6	1,750	2.2	1.00	3/8"	11.01	279.6	1.47	37.3	1.29	32.8	0.82	20.9	.52	13.1	1.56	39.6
AEN4C12014B	14	10	3.5 -14	2.6 - 10	875	2.2	1.00	3/8"	11.65	295.9	1.47	37.3	1.29	32.8	0.82	20.9	.52	13.1	1.56	39.6
AEN4C12018B	18	13	4.5 - 18	3.3 - 13	691	2.2	1.00	3/8"	11.65	295.9	1.47	37.3	1.29	32.8	0.82	20.9	.52	13.1	1.56	39.6
AEN4C12022B	22	16	5.5 - 22	4.1 - 16.	560	2.2	1.00	3/8"	11.65	295.9	1.47	37.3	1.29	32.8	0.82	20.9	.52	13.1	1.56	39.6

1000 Series Inline Tools

- Square drive or Ergo drive available on all inline models
- Quick change output available on 3 – 14 Nm inline and push-to-start models
- User modifiable reaction bar included with in-line tools for use in handheld applications

Inline Tool

Push-to-Start Inline Tool

1000 Series Inline Tools

Model	Max Torque NM	Max Torque FT-LB	Torque Range NM	Torque Range FT-LB	Free Speed RPM	Weight (-) Socket LB	Weight (-) Socket KG	Output Drive SQ DR	A IN	A MM	B IN	B MM	C IN	C MM	D IN	D MM	E IN	E MM
Inline V = Extended Ergo-Drive Output Q = 1/4" Quick Change Output																		
AES4A12003B(V)(Q)	3	2.2	0.8 - 3	0.6 - 2.2	2,625	2.0	0.91	3/8"	11	279.4	1.47	37.3	7.43	188.6	1.56	39.6	1.31	33.4
AES4A12006B(V)(Q)	6	4.4	1.5 - 6	1.1 - 4.4	2,625	2.0	0.91	3/8"	11	279.4	1.47	37.3	7.43	188.6	1.56	39.6	1.31	33.4
AES4A12011B(V)(Q)	11	8.1	2.8 - 11	2 - 8.1	1,313	2.2	1.00	3/8"	11	279.4	1.47	37.3	7.43	188.6	1.56	39.6	1.31	33.4
AES4A12014B(V)(Q)	14	10	3.5 - 14	2.6 - 10	1,037	2.2	1.00	3/8"	11	279.4	1.56	39.6	7.43	188.6	1.56	39.6	1.31	33.4
AES4A12018BV	18	13	4.5 - 18	3.3 - 13	840	2.2	1.00	3/8"	11	279.4	1.47	37.3	7.43	188.6	1.56	39.6	1.31	33.4
AES4A12022BV	22	16	5.5 - 22	4.1 - 16	656	2.2	1.00	3/8"	11	279.4	1.47	37.3	7.43	188.6	1.56	39.6	1.31	33.4
Inline Push-to-Start (Q) = 1/4" Quick Change Output																		
AEL4A12003B(Q)	3	2.2	0.8 - 3	0.6 - 2.2	2,625	2.0	0.91	3/8"	10.69	271.6	1.56	39.6	7.38	187.4	0.21	5.3	1.56	39.6
AEL4A12006B(Q)	6	4.4	1.5 - 6	1.1 - 4.4	2,625	2.0	0.91	3/8"	10.69	271.6	1.56	39.6	7.38	187.4	0.21	5.3	1.56	39.6
AEL4A12011B(Q)	11	8.1	2.8 - 11	2 - 8.1	1,313	2.2	1.00	3/8"	11.26	286.1	1.56	39.6	7.38	187.4	0.21	5.3	1.56	39.6
AEL4A12014B(Q)	14	10	3.5 - 14	2.6 - 10	1,037	2.2	1.00	3/8"	11.26	286.1	1.56	39.6	7.38	187.4	0.21	5.3	1.56	39.6
AEL4A12018B	18	13	4.5 - 18	3.3 - 13	840	2.2	1.00	3/8"	11.26	286.1	1.56	39.6	7.38	187.4	0.21	5.3	1.56	39.6
AEL4A12022B	22	16	5.5 - 22	4.1 - 16	656	2.2	1.00	3/8"	11.26	286.1	1.56	39.6	7.38	187.4	0.21	5.3	1.56	39.6



Inline Tool, 3 – 22 Nm

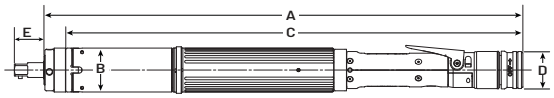

Inline Tool, 100 Nm



Push-to-Start Tool

* ⋹ logo indicates where ERGO-DRIVE sockets/extensions benefit tool operation.

1000 Series Tubenut Tools

- Durable tubenut head design
- Simple, one-touch back to open operation for maximum productivity
- Innovative Sensor Technology: Transducer senses resistance in the initial 90 degrees of rotation and returns to open upon resistance encountered



INNOVATIVE SAFETY SENSOR TECHNOLOGY: Tool returns to open upon resistance encountered in initial 90° of rotation.

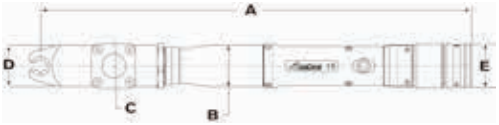

1000 Series Tubenut Tools

1000 Series	Max Torque NM	Max Torque FT-LB	Torque Range NM	Torque Range FT-LB	Free Speed RPM	Weight (-) Socket LB	Weight (-) Socket KG	Output Drive IN	Output Drive MM	A IN	A MM	B IN	B MM	C IN	C MM	D IN	D MM	E IN	E MM
Tubenut Wide variety of socket sizes available																			
AET4AA12018B	14	13	3.6 - 14	2.7 - 11	516	3.1	1.41	1/4 - 7/16	7 - 12	15.4	391.5	1.47	37.3	1.57	40	1.46	37	1.56	39.6
AET4AB12025B	20	18	5 - 20	3.7 - 15	387	3.1	1.41	3/8 - 5/8	10 - 17	15.9	404.9	1.47	37.3	1.57	40	1.56	39.5	1.56	39.6
AET4A12025B-KD	25	18	5 - 25	3.7 - 18	387	3.1	1.41	3/8 - 5/8	10 - 17	15.9	403.2	1.47	37.3	1.64	41.6	1.64	41.6	1.56	39.6
AET4A12030B-KD	30	22	6 - 30	4.4 - 22	285	3.1	1.41	3/8 - 5/8	10 - 17	15.9	403.2	1.47	37.3	1.64	41.6	1.64	41.6	1.56	39.6

1000 Series Fixtured Tools

- Rear & bottom exit available
- Standard Square Drive, Extended Ergo Drive, or 1/4" Quick Change outputs available in most models
- Integrated Sliding Spindles offered in varying lengths of travel to suit specific application needs

Rear Exit Model

Bottom Exit Model

1-3/4" Sliding Spindle Model



1000 Series Fixtured Tools

Model	Max Torque NM	Max Torque FT-LB	Torque Range NM	Torque Range FT-LB	Free Speed RPM	Weight (-) Socket LB	Weight (-) Socket KG	Output Drive SQ DR
Fixtured 4A models = 1/2" sliding spindle 4C Models = 1-3/4" Sliding Spindle 4X Models = Fixed 3/8" Sq. Dr. (B) = Bottom Exit Cable (Q) = 1/4" Quick Change Output								
AEF4(A)(C)(X)12003B(B)(Q)	3	2.2	0.8 - 3	0.6 - 2.2	2,625	2.0	0.91	3/8"
AEF4(A)(C)(X)12006B(B)(Q)	6	4.4	1.5 - 6	1.1 - 4.4	2,625	2.0	0.91	3/8"
AEF4(A)(C)(X)12011B(B)(Q)	11	8.1	2.8 - 11	2 - 8.1	1,313	2.2	1.00	3/8"
AEF4(A)(C)(X)12014B(B)(Q)	14	10	3.5 - 14	2.6 - 10	1,037	2.2	1.00	3/8"
AEF4(A)(C)(X)12018B(B)	18	13	4.5 - 18	3.3 - 13	840	2.2	1.00	3/8"
AEF4(A)(C)(X)12022B(B)	22	16	5.5 - 22	4.1 - 16	656	2.2	1.00	3/8"

AEF4A 1/2" Sliding Spindle Model

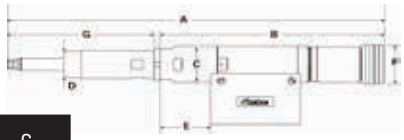

AEF4C 1-3/4" Sliding Spindle Model

1000 Series Fixtured Tool Dimensions

Fixtured	A IN	A MM	B IN	B MM	C IN	C MM	D IN	D MM	E IN	E MM	F IN	F MM	G IN	G MM
AEF4A12003B / AEF4A12006B	11.57	294	9.14	231.1	1.47	37.3	1.12	28.6	2.05	52.2	1.59	40.4	2.18	55.5
AEF4A12011B / AEF4A12014B / AEF4A12018B / AEF4A12022B	12.20	309.8	9.14	231.1	1.47	37.3	1.12	28.6	2.72	69.2	1.59	40.4	2.18	55.5
AEF4C12003B / AEF4C12006B	15.36	390.3	9.14	231.1	1.47	37.3	1.12	28.6	2.05	52.2	1.59	40.4	5.98	151.8
AEF4C12011B / AEF4C12014B / AEF4C12018B / AEF4C12022B	15.99	406.1	9.14	231.1	1.47	37.3	1.12	28.6	2.72	69.2	1.59	40.4	5.98	151.8
AEF4X12003B / AEF4X12006B	9.35	237.5	6.82	173.2	1.47	37.3	1.31	33.4	2.06	52.2	1.59	40.4	0.38	9.7
AEF4X12011B / AEF4X12014B / AEF4X12018B / AEF4X12022B	10.02	254.4	6.82	173.2	1.47	37.3	1.31	33.4	2.72	69.1	1.59	40.4	0.38	9.7

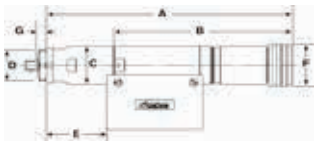

AEF4X Fixed 3/8" Sq. Dr. Model

* Ɛ logo indicates where ERGO-DRIVE sockets/extensions benefit tool operation.

2000 SERIES

3 – 55 Nm

- Superior size, speed, and duty cycle compared to competitors' tools
- Durable Nylon motor and handle housing
- Aluminum motor and gear housing
- Onboard lights and audible signal for operator feedback

2000 Series Pistol Tools

- Bottom, top, rear exit and push-to-start model available
- Standard Square Drive or extended Ergo Drive output available on all models
- Programmable Multi-Function Button: One single button facilitates several distinctly different tasks

Bottom Exit (4A) Model

Rear Exit (4R) Model with Quick Change Output

Top Exit (4T) Model

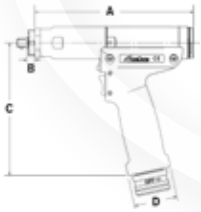

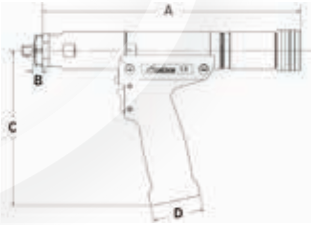

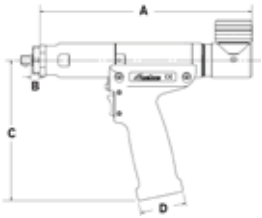

2000 Series Pistol Tools

Model	Max Torque Nm	Max Torque Ft-Lb	Torque Range Nm	Torque Range Ft-Lb	Free Speed Rpm	Weight (-) Socket Lb	Weight (-) Socket Kg	Output Sq Dr	(A) In	(A) Mm	(B) In	(B) Mm	(C) In	(C) Mm	(D) In	(D) Mm
Pistol Tools	4A Models = Bottom Exit 4R Models = Rear Exit 4T Models = Top Exit (V) = Extended Ergo-Drive Output															
AEP4(A)(R)(T)22020B(V)	20	14	5 - 20	3.7 - 14	1,837	2.4	1.09	3/8"	A = 7.82 R = 10.65 T = 9.71	198.7 270.6 246.5	0.38	9.7	A = 6.94 R = 6.01 T = 6.01	176.2 152.6 152.6	1.96	49.7
AEP4(A)(R)(T)22025B(V)	25	18	6.3 - 25	4.6 - 18	1,452	2.4	1.09	3/8"	A = 7.82 R = 10.65 T = 9.71	198.7 270.6 246.5	0.38	9.7	A = 6.94 R = 6.01 T = 6.01	176.2 152.6 152.6	1.96	49.7
AEP4(A)(R)(T)22030B(V)	30	22	7.5 - 30	5.5 - 22	1,176	2.4	1.09	3/8"	A = 7.82 R = 10.65 T = 9.71	198.7 270.6 246.5	0.38	9.7	A = 6.94 R = 6.01 T = 6.01	176.2 152.6 152.6	1.96	49.7
AEP4(A)(R)(T)22035B(V)	35	25	8.8- 35	6.5 - 25	1,045	2.4	1.09	3/8"	A = 7.82 R = 10.65 T = 9.71	198.7 270.6 246.5	0.38	9.7	A = 6.94 R = 6.01 T = 6.01	176.2 152.6 152.6	1.96	49.7
AEP4(A)(R)(T)22040B(V)	40	29	10 - 40	7.4 - 29	919	2.4	1.09	3/8"	A = 7.82 R = 10.65 T = 9.71	198.7 270.6 246.5	0.38	9.7	A = 6.94 R = 6.01 T = 6.01	176.2 152.6 152.6	1.96	49.7

* ϵ logo indicates where ERGO-DRIVE sockets/extensions benefit tool operation.

2000 Series Angle and Inline Tools

Gen IV Series Angle and Inline Nutrunners

Smart, Rugged, and Cost-Effective: The New Leader in Accurate Fastening

Optimal Length
- Access to most applications
- Easier tool positioning for operators

New Motor Design
- Lightweight
- Slim diameter

Updated Trigger Design
- Lever integrated to tool body for shorter activation stroke
- Increased durability

Ergonomic Handle
- Smooth grip surface
- Indexable head for optimizing trigger position

FEATURES AND BENEFITS

- New robust design is lighter, slimmer, and more ergonomic than previous Gen III nutrunners
- One of the lowest total cost of ownership in the industry
- Ergonomic updated trigger design integrates trigger to tool body, requiring a shorter activation stroke
- Indexable head optimizes trigger position
- Smooth-grip handle
- Short length means easier tool positioning
- Backward compatible with all Gen III and Gen IV AcraDyne controllers

2000 Series Angle & Inline Tools

	Torque Range		Free Speed	Weight (-) Socket		Output	(A)		(B)		(C)		(D)		(E)		(F)	
Model	NM	FT-LB	RPM	LB	KG	SQ DR	MM	IN	MM	IN	MM	IN	MM	IN	MM	IN	MM	IN
Angle Tools	(V) = Extended Ergo-Drive Output					(DL) = Dual Lever												
AEN4C22014C	3.5 - 14	2.6 - 10.3	2,450	2.7	1.2	3/8	397	15.6	32	1.3	59.4	2.3	43.3	1.7	160	6.3	20.9	0.8
AEN4C22024C	6 - 24	4.4 - 17.7	1,225	2.7	1.2	3/8	397	15.6	32	1.3	59.4	2.3	43.3	1.7	160	6.3	20.9	0.8
AEN4F22029C	7.3 - 29	5.4 - 21.4	1,102	3.2	1.5	3/8	419	16.5	33.4	1.3	79.8	3.1	43.3	1.7	160	6.3	29.4	1.16
AEN4F22036C	9 - 36	6.6 - 26.6	871	3.2	1.5	3/8	419	16.5	33.4	1.3	79.8	3.1	43.3	1.7	160	6.3	29.4	1.16
AEN4F22043C(VDL)	10.8 - 43	8 - 31.7	705	3.2	1.5	3/8	419	16.5	33.4	1.3	79.8	3.1	43.3	1.7	160	6.3	29.4	1.16
AEN4F22055C(V)	13.8 - 55	10.2 - 40.6	551	3.2	1.5	3/8	419	16.5	33.4	1.3	79.8	3.1	43.3	1.7	160	6.3	29.4	1.16
Inline Tools (Includes Reaction Bar and Fixture Nut)																		
AES4A22020CV	5 - 20	3.7 - 14.8	1,837	2.8	1.3	3/8	401	15.8	95.9	3.8	109.5	4.3	43.3	1.7	160	6.3	381	15
AES4A22025CV	6.3 - 25	4.6 - 18.4	1,452	2.8	1.3	3/8	401	15.8	95.9	3.8	109.5	4.3	43.3	1.7	160	6.3	381	15
AES4A22030CV	7.5 - 30	5.5 - 22.1	1,176	2.8	1.3	3/8	401	15.8	95.9	3.8	109.5	4.3	43.3	1.7	160	6.3	381	15
AES4A22035CV	8.8 - 35	6.5 - 25.8	1,045	2.8	1.3	3/8	401	15.8	95.9	3.8	109.5	4.3	43.3	1.7	160	6.3	381	15
AES4A22040CV	10 - 40	7.4 - 29.5	919	2.8	1.3	3/8	401	15.8	95.9	3.8	109.5	4.3	43.3	1.7	160	6.3	381	15

Angle Tool Dimensions

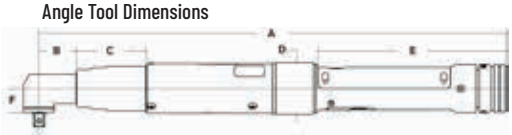

Inline Tool Dimensions

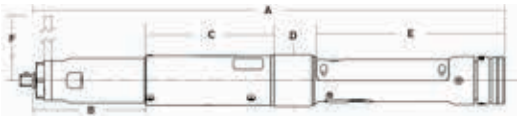

2000 Series Tubenut Tools

- Durable tubenut head design
- Simple, one-touch back to open operation for maximum productivity
- Innovative Sensor Technology: Transducer senses resistance in the initial 90 degrees of rotation and returns to open upon resistance encountered



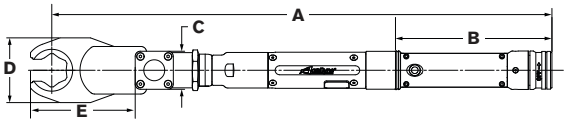

2000 Series Tubenut Tools

1000 Series	Torque Range NM	Torque Range FT-LB	Free Speed RPM	Weight (-) Socket LB	Weight (-) Socket KG	Output Drive IN	Output Drive MM	A IN	A MM	B IN	B MM	C IN	C MM	D IN	D MM	E IN	E MM
Tubenut Wide variety of socket sizes available (DL) = Dual Lever																	
AET4AA22016C(DL)	4 - 16	3 - 11.8	1,828	4.1	1.86	1/4 - 7/16	7 - 12	19.1	484.3	6.5	164.4	1.6	40	1.5	37	2.2	56
AET4AB22021C(DL)	5.3 - 21	4 - 15.5	1,371	5.0	2.27	3/8 - 5/8	10 - 17	19.6	498.7	6.5	164.4	1.6	40	1.6	40	2.9	74
AET4AC22028C(DL)	7 - 28	5 - 20.7	1,020	5.5	2.49	1/2 - 7/8	13 - 24	20	508.4	6.5	164.4	1.6	40	2.2	56	3.5	88
AET4AD22038CDL	9.5 - 38	7 - 28	756	6.6	2.99	5/8 - 1-3/16	17 - 32	20.7	525.9	6.5	164.4	1.6	40	2.7	68	4.3	110

2000 Series Hold and Drive Tools

- 1" & 2" travel models available
- Sockets and holders are custom

1" Travel (C-1) Model

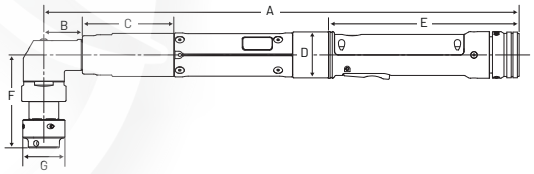

2000 Series Hold and Drive Tools

Model*	Max Torque NM	Max Torque FT-LB	Torque Range NM	Torque Range FT-LB	Free Speed RPM	Weight (LB)	Min Socket Max Socket	(A) IN	(A) MM	(B) IN	(B) MM	(C) IN	(C) MM	(D) IN	(D) MM	(E) IN	(E) MM	(F) IN	(F) MM	(G) IN	(G) MM
Hold & Drive (-1) = 1" Travel (-2) = 2" Travel																					
AEH4F22036C(-1)	36	27	7 - 36	5 - 27	871	-1 = 1.5 kg / 3.4 lb	9/16 (14 mm) 13/16 (21 mm)	16.2	412	1.3	33.4	3.2	80	1.6	40	6.5	165	-1 = 3.2	80.6	1.4	36.5
AEH4F22043C(-1)(-2)	43	32	9 - 43	7 - 32	705	-1 = 1.5 kg / 3.4 lb -2 = 1.7 kg / 3.7 lb	9/16 (14 mm) 13/16 (21 mm)	16.2	412	1.3	33.4	3.2	80	1.6	40	6.5	165	-1 = 3.2 -2 = 4.2	-1 = 80.6 -2 = 106	1.4	36.5
AEH4F22055C(-1)	55	41	11 - 55	8 - 41	551	-1 = 1.5 kg / 3.4 lb	9/16 (14 mm) 13/16 (21 mm)	16.2	412	1.3	33.4	3.2	80	1.6	40	6.5	165	-1 = 3.2	80.6	1.4	36.5

2000 Series Mid-Exit Tools

FEATURES AND BENEFITS

- Length
  - Reduced tool length due to cable exiting in front of grip surface
- Ergonomics
  - Reduced torque reaction compared to pistol-style tools
  - The inline handle, coupled with the ergonomic hand positioning, allows for increased leverage and decreased strain on the wrist
- Cable management
  - If used with a spring balancer, the tool hangs naturally near its center of gravity, the cable is controlled by the balancer
  - Front positioning of cable provides for easy cable management

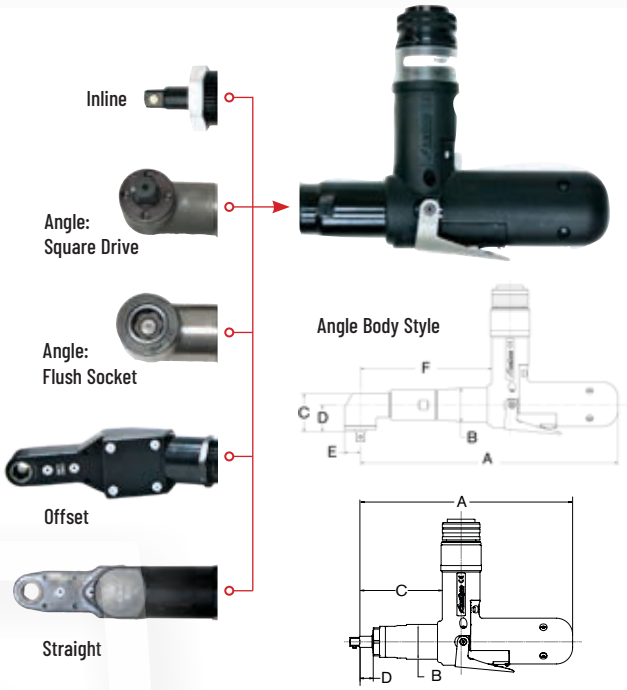

Inline, Straight, and Offset Body Style

2000 Series Mid-Exit Cable Tools

Model	Max Torque NM	Max Torque FT-LB	Torque Range NM	Torque Range FT-LB	Free Speed RPM	Weight (-) Socket LB	Weight (-) Socket KG	Output SQ. DR.	A IN	A MM	B IN	B MM	C IN	C MM	D IN	D MM	E IN	E MM	F IN	F MM
Mid-Exit Models: Angle Body Style Add "F" to Part Numbers for Flush Socket																				
AEN4C22015BM(F)	15	11	3.75 - 15	2.77 - 11	700	2.6	1.18	3/8"	9.02	229.1	1.47	37.3	1.29	32.8	.82	20.9	.52	13.1	3.51	89.3
AEN4F22030BM(F)	30	22	7.5 - 30	5.53 - 22	675	3.3	1.50	3/8"	11.24	285.6	1.47	37.3	1.66	42.1	1.17	29.7	.70	17.8	5.73	145.6
AEN4F22037BM(F)	37	29	9.25 - 37	6.82 - 29	533	3.3	1.50	3/8"	11.24	285.6	1.47	37.3	1.66	42.1	1.17	29.7	.70	17.8	5.73	145.6
AEN4F22044BM(F)	44	32	11 - 40	8.11 - 29	432	3.3	1.50	3/8"	11.24	285.6	1.47	37.3	1.66	42.1	1.17	29.7	.70	17.8	5.73	145.6
Mid-Exit Models: Inline, Straight, and Offset Body Style																				
AES4A22020BVM	20	15	5 - 20	3.7 - 15	1050	2.4	1.09	3/8"	9.0	228.5	1.47	37.3	3.49	88.6	.56	14.2	–	–	–	–
AES4A22025BVM	25	18	6.3 - 25	4.6 - 18	830	2.4	1.09	3/8"	9.0	228.5	1.47	37.3	3.49	88.6	.56	14.2	–	–	–	–
AES4A22030BVM	30	22	7.5 - 30	5.5 - 22	672	2.4	1.09	3/8"	9.0	228.5	1.47	37.3	3.49	88.6	.56	14.2	–	–	–	–
AES4A22040BVM	40	30	10 - 40	7.4 - 30	525	2.4	1.09	3/8"	9.0	228.5	1.47	37.3	3.49	88.6	.56	14.2	–	–	–	–

AcraDrive Discontinuous Drive Tools

ONE TOOL
TWO WAYS TO DRIVE
THREE TIGHTENING STRATEGIES
MULTIPLE HANDLE CONFIGURATIONS

Providing amazing flexibility in one tool, the AcraDyne Discontinuous Drive Nutrunner adds choice, speed, accuracy, and virtually reaction-free tightening to the user-friendly GEN IV Ecosystem

TIGHTENING STRATEGIES

- Continuous Mode
  - Tool can be programmed to run in Continuous Mode like traditional DC nutrunners (within ergonomically acceptable limits)
- Discontinuous Mode
  - Virtually reaction-free performance with great accuracy and controllability
- Continuous Mode & Discontinuous Mode
  - Unique capability in a single tool delivers torque to the fastener in both Continuous and Discontinuous modes when programmed in a multistage parameter

DISCONTINUOUS DRIVE ADVANTAGES

- High torque accuracy
- High tool speeds
- Minimal torque reaction
- Low vibration & noise
- One-handed operation
- Durable motor and gearing for long lifespan between preventative maintenance

DESIGNED + ASSEMBLED IN THE USA



Offering the greatest flexibility in one tool. The AcraDrive Discontinuous nutrunner offers three modes that are programmable in the Gen IV Controller. The ability to operate in Continuous Mode, Discontinuous Mode, or Continuous & Discontinuous Mode with one tool means ultimate cost savings with multiple features. No more need to sacrifice ergonomics for reduced cost of ownership, or forfeit high tool speeds in order to achieve traceable data.

FEATURES AND BENEFITS

Safe & Ergonomic Operation

- Optimal balance for less operator fatigue
- Minimal torque reaction properties in Discontinuous mode
- Proprietary motor control algorithm for optimizing to application demands
- Multiple handle configurations allow for greater access to the application

Flexibility & Cost Savings

- Connects to the industry's most intuitive control platform — AcraDyne's iEC Gen IV Controller
- One tool capable of Continuous and Discontinuous drive means that one tool can cover more applications
- No software add-ons required and no-cost updates available at www.aimco-global.com

Pistol Model, Bottom Exit

Inverted Pistol Model

Low Maintenance

- Precision gearing tested to greater than 500,000 cycle reliability
- Sealed brushless optimized motors with zero maintenance requirements

Speed & Accuracy

- Combines fast tool speeds with Discontinuous drive and advanced data tracing
- Torque is measured by an industry standard Strain Gauge traceable transducer

2000 Series Discontinuous Drive Tools

Model	Torque Range NM	Torque Range FT-LB	Max Speed RPM	Joints Hard	Joints Medium	Length IN	Length MM	Weight LB	Weight KG	Output Sq. Drive
Pistol Tools P = Pistol Tools with Bottom Exit PR = Pistol Tools with Rear Exit U = Inverted Pistol Tool										
AEP4(P)(PR)22030AV	18 - 30	13.3 - 22	1,579	20 - 80°	80 - 150°	P =10.7 PR = 14.7	P = 271 PR = 373	4.05	1.84	3/8"
AEP4P22030AVU	18 - 30	13.3 - 22	1,579	20 - 80°	80 - 150°	10.7	271	4.05	1.84	3/8"
AEP4(P)(PR)22050AV	28 - 50	20.7 - 37	1,579	20 - 80°	80 - 150°	P = 10.8 PR = 14.8	P = 274 PR = 376	4.05	1.84	1/2"
AEP4P22050AVU	28 - 50	20.7 - 37	1,579	20 - 80°	80 - 150°	10.8	274	4.05	1.84	1/2"

3000 SERIES

10 – 600 Nm

- Superior size, speed, and duty cycle compared to competitors' tools
- Aluminum gear and motor housing
- Onboard lights and audible signal for operator feedback

3000 Series Angle Tools

- Provides the perfect solution for space-limited applications
- Compact, durable head houses a precision right-angle gearset that fits into the tightest spaces
- Integrated transducer for accurate delivery or monitoring of Torque and Angle
- Lightweight materials and uniform body diameter provide a comfortable grip
- Ergonomically placed start lever for ease of operation
- Available in regular or flush socket options
- Dual-Lever available on 60 – 375 Nm models

AEN33060C

AEN33200CF, Flush Socket

Flush Socket Option

3000 Series Angle Tools

Model	Max Torque NM	Max Torque FT-LB	Torque Range NM	Torque Range FT-LB	Free Speed RPM	Weight (-) Socket LB	Weight (-) Socket KG	Output SQ. DR	(A) IN	(A) MM	(B) IN	(B) MM	(C) IN	(C) MM	(D) IN	(D) MM	(E) IN	(E) MM
3000 Series	Add "F" to Part Numbers for Flush Socket				DL = Dual Lever			(V) = Extended Ergo-Drive Output				W = Wobble Output Spindle						
AEN33060C(F)(DL)(V)	60	44	12 - 60	9 - 44	845	6.6	2.99	1/2.	19.14	486.14	1.85	47	1.91	48.36	1.38	35.2	.83	21
AEN33090C(F)(DL)(V)(W)	90	66	18 - 90	13 - 66	568	6.6	2.99	1/2.	19.14	486.14	1.85	47	1.91	48.36	1.38	35.2	.83	21
AEN33120C(F)(DL)	120	89	24 - 120	18 - 88	442	9.3	4.22	1/2	21.22	539	1.85	47	2.78	71	2.08	53	1.05	27
AEN33200C(F)(DL)	200	148	40 - 200	29 - 147	245	9.4	4.26	3/4	23.43	595	1.85	47	2.54	65	1.84	47	1.05	27
AEN33210C(DL)	210	155	50 - 210	37 - 155	234	10.0	4.54	3/4	23.8	604.5	1.85	47	2.97	75	2.04	52	1.25	32
AEN33300C(DL)	300	221	60 - 300	42 - 221	151	10.0	4.54	3/4	23.72	602	1.85	47	2.97	75	2.04	52	1.25	32
AEN33375C(DL)	375	277	75 - 375	55 - 276	151	10.0	4.54	3/4	23.72	602	1.85	47	2.97	75	2.04	52	1.25	32

3000 Series Inline Tools

- Compact and durable, AcraDyne 3000 Series inline nutrunners are the ideal choice for fixtured fastening applications
- A uniform body diameter and a hex-shaped mounting point allow for simple installation into fixtured plates
- User modifiable reaction bar included with in-line tools for use in handheld applications
- Standard Square Drive or extended Ergo Drive output available on all models

AES33040CV

AES33060C-2

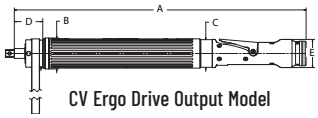

CV Ergo Drive Output Model

C-2 2" Sliding Spindle Model



400 Nm & 600 Nm Models with Standard Square Drive Output

3000 Series Inline Tools

Model	Max Torque NM	Max Torque FT-LB	Torque Range NM	Torque Range FT-LB	Free Speed RPM	Weight (-) Socket LB	Weight (-) Socket KG	Output SQ. DR	(A) IN	(A) MM	(B) IN	(B) MM	(C) IN	(C) MM	(D) IN	(D) MM	(E) IN	(E) MM
3000 Series (V) = Extended Ergo-Drive Output -2 = 2" sliding spindle																		
AES33040C(V)(-2)	40	30	8 - 40	5.9 - 30	1,314	6.4	2.90	1/2"	V = 18.46 -2 = 23.89	469 606.8	1.96	49.8	V = 1.75 -2 = 1.85	44.5 47	V = 1.8 -2 = 4.3	45.7 109.5	1.78	45.2
AES33060C(V)(-2)	60	44	12 - 60	8.9 - 44	883	6.4	2.90	1/2"	V = 18.46 -2 = 23.89	469 606.8	1.96	49.8	V = 1.75 -2 = 1.85	44.5 47	V = 1.8 -2 = 4.3	45.7 109.5	1.78	45.2
AES33100C(V)(-2)	100	74	20 - 100	15 - 74	489	8.1	3.67	1/2"	V = 22.78 -2 = 27.71	578.6 703.8	1.96	49.8	V = 1.75 -2 = 1.85	44.5 47	V = 6.11 -2 = 3.96	155.3 100.5	1.78	45.2
AES33150C(V)(-2)	150	111	30 - 150	22 - 111	329	8.1	3.67	1/2."	V = 22.78 -2 = 27.71	578.6 703.8	1.96	49.8	V = 1.75 -2 = 1.85	44.5 47	V = 6.11 -2 = 3.96	155.3 100.5	1.78	45.2
AES33230C(V)(-2)	185	137	46 - 185	34 - 137	221	8.1	3.67	1/2"	V = 22.78 -2 = 27.71	578.6 703.8	1.96	49.8	V = 1.75 -2 = 1.85	44.5 47	V = 6.11 -2 = 3.96	155.3 100.5	1.78	45.2
AES33400C	400	295	80 - 400	59 - 295	122	13.0*	5.90*	3/4"	25.2	640	2.64	67.1	1.85	47	1.19	30.12	1.78	45.2
AES33600C	600	443	120 - 600	89 - 443	82	13.0*	5.90*	3/4"	25.2	640	2.64	67.1	1.85	47	1.19	30.12	1.78	45.2

* Incudes reaction bar and fixture nut

3000 Series Hold and Drive Tools

- 1" & 2" travel models available
- Sockets and holders are custom

1" Travel (C-1) Model

2" Travel (C-2) Model

3000 Series Hold and Drive Tools

Model*	Max Torque NM	Max Torque FT-LB	Torque Range NM	Torque Range FT-LB	Free Speed RPM	Weight (LB)	Min Socket Max Socket	(A) IN	(A) MM	(B) IN	(B) MM	(C) IN	(C) MM	(D) IN	(D) MM	(E) IN	(E) MM
Hold & Drive (-1) = 1" Travel (-2) = 2" Travel																	
AEH33060C(-1)(-2)	60	44	12 - 60	9 - 44	845	-1 = 7.3 -2 = 7.5	9/16 (14 mm) 1-1/4 (32 mm)	19.1	485.1	1.85	47	-1 = 3.36 -2 = 4.37	85.3 111.1	1.88	47.6	1.78	45.2
AEH33090C(-1)(-2)	90	66	18 - 90	13 - 66	568	-1 = 7.3 -2 = 7.6	9/16 (14 mm) 1-1/4 (32 mm)	16.79	426.5	1.85	47	-1 = 3.36 -2 = 4.37	85.3 111.1	1.88	47.6	1.78	45.2
AEH33120C(-1)(-2)	120	89	24 - 120	18 - 89	442	-1 = 10.0 -2 = 10.3	5/8 (15 mm) 1-1/4 (32 mm)	21.22	539.1	1.85	47	-1 = 4.09 -2 = 5.09	103.8 129.2	2.25	57.2	1.78	45.2

* ϵ logo indicates where ERGO-DRIVE sockets/extensions benefit tool operation.

5000 SERIES

20 – 635 Nm

- Superior size, speed, and duty cycle compared to competitors' tools
- High duty cycle
- Durable Nylon motor and handle housing
- Onboard lights and audible signal for operator feedback

5000 Series Pistol Tools

- Bottom and top exit models, as well as push-to start models available
- Ergo drive available on 75 – 170 Nm models
- Programmable Multi-Function Button: One single button facilitates several distinctly different tasks

AEP35635A

AEP35075AV

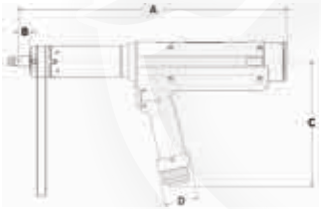

Extended Ergo Drive Bottom Exit (AV) Model

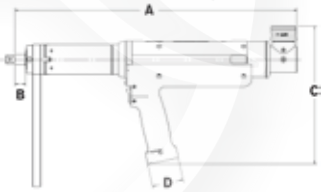

Extended Ergo Drive Top Exit (AVT) Model

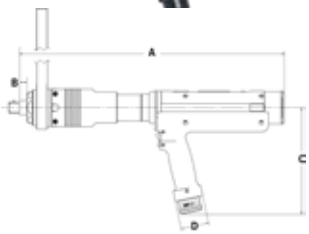

Standard Square Drive Bottom Exit (A) Model

5000 Series Pistol Tools

Model	Max Torque NM	Max Torque FT-LB	Torque Range NM	Torque Range FT-LB	Free Speed RPM	Weight (-) Socket LB	Weight (-) Socket KG	Output SQ DR	(A) IN	(A) MM	(B) IN	(B) MM	(C) IN	(C) MM	(D) IN	(D) MM
5000 Series	V = Extended Ergo-Drive Output		T = Top Exit Models													
AEP35075AV(T)	75	55	19 - 75	14 - 55	944	9.2	4.17	1/2	AV = 15.95 AVT = 16.83	405.2 427.4	.68	17.4	AV = 7.44 AVT = 8.63	188.9 219	1.96	49.7
AEP35090AV(T)	90	66	23 - 90	17 - 66	767	9.2	4.17	1/2	AV = 15.95 AVT = 16.83	405.2 427.4	.68	17.4	AV = 7.44 AVT = 8.63	188.9 219	1.96	49.7
AEP35110AV(T)	110	81	28 - 110	21 - 81	634	9.2	4.17	1/2	AV = 15.95 AVT = 16.83	405.2 427.4	.68	17.4	AV = 7.44 AVT = 8.63	188.9 219	1.96	49.7
AEP35135AV(T)	135	99	34 - 135	25 - 99	515	9.2	4.17	1/2	AV = 15.95 AVT = 16.83	405.2 427.4	.68	17.4	AV = 7.44 AVT = 8.63	188.9 219	1.96	49.7
AEP35170AV(T)	170	125	43 - 170	32 - 125	418	9.2	4.17	1/2	AV = 15.95 AVT = 16.83	405.2 427.4	.68	17.4	AV = 7.44 AVT = 8.63	188.9 219	1.96	49.7
AEP35280A(T)	280	206	70 - 280	52 - 207	236	13.6	6.17	3/4	A = 18.51 AT = 19.41	470.3 493.1	.52	13.1	A = 7.44 AT = 8.59	188.9 217.9	1.96	49.7
AEP35350A(T)	350	258	88 - 350	65 - 258	192	13.6	6.17	3/4	A = 18.51 AT = 19.41	470.3 493.1	.52	13.1	A = 7.44 AT = 8.59	188.9 217.9	1.96	49.7
AEP35420A(T)	420	310	105 - 420	78 - 310	159	13.6	6.17	3/4	A = 18.51 AT = 19.41	470.3 493.1	.52	13.1	A = 7.44 AT = 8.59	188.9 217.9	1.96	49.7
AEP35515A(T)	515	380	128 - 515	95 - 380	129	13.6	6.17	3/4	A = 18.51 AT = 19.41	470.3 493.1	.52	13.1	A = 7.44 AT = 8.59	188.9 217.9	1.96	49.7
AEP35635A(T)(R)	635	468	159 - 635	117 - 469	104	13.6	6.17	3/4	A = 18.51 AT = 19.41	470.3 493.1	.52	13.1	A = 7.44 AT = 8.59	188.9 217.9	1.96	49.7

* ϵ logo indicates where ERGO-DRIVE sockets/extensions benefit tool operation.

5000 Series Angle Tools

- Provides the perfect solution for space-limited applications. Compact, durable head houses a precision right-angle gearset that fits into the tightest spaces
- Integrated transducer for accurate delivery or monitoring of Torque and Angle
- Lightweight materials and uniform body diameter provide a comfortable grip
- Ergonomically placed start lever for ease of operation
- Available in regular or flush socket options

AEN35140B

AEN35285B

Flush Socket Option

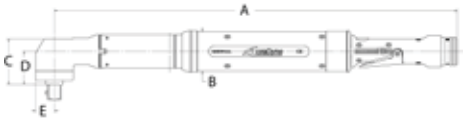

5000 Series Angle Tools

Model	Max Torque NM	Max Torque FT-LB	Torque Range NM	Torque Range FT-LB	Free Speed RPM	Weight (-) Socket LB	Weight (-) Socket KG	Output SQ. DR	(A) IN	(A) MM	(B) IN	(B) MM	(C) IN	(C) MM	(D) IN	(D) MM	(E) B models only IN	(E) B models only MM
5000 Series Add "F" to Part Numbers for Flush Socket																		
AEN35090B(F)	90	66	23 - 90	17 - 66	607	6.9	3.13	1/2	22.63	574.8	2.31	58.7	1.91	48.6	1.38	35.2	.81	20.6
AEN35140B(F)	140	103	35 - 140	26 - 103	472	10.4	4.72	3/4	22.56	573	2.31	58.7	2.54	64.6	1.84	46.8	1.05	26.7
AEN35175B(F)	175	129	44 - 175	33 - 129	384	10.5	4.76	3/4	22.56	573	2.31	58.7	2.54	64.6	1.84	46.8	1.05	26.7
AEN35210BF	210	155	52 - 210	38 - 155	317	12.3	5.58	3/4	22.56	573	2.31	58.7	2.4	61	1.7	43.2	–	–
AEN35225B(F)	225	166	56 - 225	41 - 166	291	12.3	5.58	3/4	22.92	582.2	2.31	58.7	2.86	72.6	1.94	49.1	1.25	31.8
AEN35285B(F)	285	210	71 - 285	52 - 210	236	12.3	5.58	3/4	22.92	582.2	2.31	58.7	2.86	72.6	1.94	49.1	1.25	31.8
AEN35350B(F)	350	258	88 - 350	65 - 258	191	12.3	5.58	3/4	22.92	582.2	2.31	58.7	2.86	72.6	1.94	49.1	1.25	31.8

5000 Series Inline Tools

- Compact and durable, AcraDyne 5000 Series inline nutrunners are the ideal choice for fixtured fastening applications
- A uniform body diameter and a hex-shaped mounting point allow for simple installation into fixtured plates
- User modifiable reaction bar included with in-line tools for use in handheld applications
- Standard Square Drive or extended Ergo Drive output available on all models

AES35170AV

AES35280A

5000 Series
75 – 170 Nm Models (1/2" Sq. Dr.)

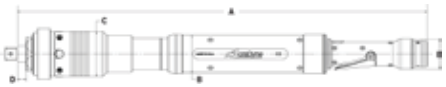

5000 Series
280 – 635 Nm Models (3/4" Sq. Dr.)

5000 Series Inline Tools

Model	Max Torque NM	Max Torque FT-LB	Torque Range NM	Torque Range FT-LB	Free Speed RPM	Weight (-) Socket LB	Weight (-) Socket KG	Output Sq. Dr IN	(A) IN	(A) MM	(B) IN	(B) MM	(C) IN	(C) MM	(D) IN	(D) MM	(E) IN	(E) MM
5000 Series V = Extended Ergo-Drive Output																		
AES35075AV	75	55	19 - 75	14 - 55	944	9.2	4.17	1/2	21.9	556.3	1.85	47	2.31	58.7	.68	17.4	1.78	45.2
AES35090AV	90	66	23 - 90	17 - 66	767	9.2	4.17	1/2	21.9	556.3	1.85	47	2.31	58.7	.68	17.4	1.78	45.2
AES35110AV	110	81	28 - 110	21 - 81	634	9.2	4.17	1/2.	21.9	556.3	1.85	47	2.31	58.7	.68	17.4	1.78	45.2
AES35135AV	135	100	34 - 135	25 - 100	515	9.2	4.17	1/2.	21.9	556.3	1.85	47	2.31	58.7	.68	17.4	1.78	45.2
AES35170AV	170	126	43 - 170	32 - 126	418	9.2	4.17	1/2	21.9	556.3	1.85	47	2.31	58.7	.68	17.4	1.78	45.2
AES35280A	280	207	70 - 280	52 - 207	236	12.8	5.81	3/4	24.33	618.2	2.31	58.7	2.64	67.1	.52	13.1	1.78	45.2
AES35350A	350	258	88 - 350	65 - 258	192	12.8	5.81	3/4	24.33	618.2	2.31	58.7	2.64	67.1	.52	13.1	1.78	45.2
AES35420A	420	310	105 - 420	78 - 310	159	12.8	5.81	3/4	24.33	618.2	2.31	58.7	2.64	67.1	.52	13.1	1.78	45.2
AES35515A	515	380	128 - 515	95 - 380	129	12.8	5.81	3/4.	24.33	618.2	2.31	58.7	2.64	67.1	.52	13.1	1.78	45.2
AES35635A	635	469	159 - 635	117 - 469	104	12.8	5.81	3/4	24.33	618.2	2.31	58.7	2.64	67.1	.52	13.1	1.78	45.2

* ϵ logo indicates where ERGO-DRIVE sockets/extensions benefit tool operation.

5000 Series Fixtured Tools

- Rear & bottom exit available
- Standard Square Drive, Extended Ergo Drive, or 1/4" Quick Change outputs available in most models
- Models available with 1/2" fixed sq. dr., 3/4" fixed sq. dr., and 2" siding spindle

AEF35135AV
Extended Ergo Drive, Rear Exit Model

AEF35350A
Standard Spindle, Rear Exit Model

AEF35135AVB
Extended Ergo Drive, Bottom Exit Model

5000 Series Fixtured Tools

Model	Max Torque NM	Max Torque FT-LB	Torque Range NM	Torque Range FT-LB	Free Speed RPM	Weight (-) Socket LB	Weight (-) Socket KG	Output SQ. DR.
5000 Series								
(V) = Extended Ergo Drive Output (VB) = Extended Output with Bottom Exit Cable (B) = Bottom Exit Cable								
(-2) = 2" Sliding Spindle with Rear Exit Cable (B-2) = 2" Sliding Spindle with Bottom Exit Cable								
AEF35075A(V)(VB)(-2)(B-2)	75	55	19 - 75	14 - 55	944	9.6	4.35	1/2"
AEF35090A(V)(VB)(-2)(B-2)	90	66	23 - 90	17 - 66	767	9.6	4.35	1/2"
AEF35110A(V)(VB)(-2)(B-2)	110	81	28 - 110	21 - 81	634	9.6	4.35	1/2"
AEF35135A(V)(VB)(-2)(B-2)	135	100	34 - 135	25 - 100	515	9.6	4.35	1/2"
AEF35170A(V)(VB)	170	125	43 - 170	32 - 125	418	9.6	4.35	1/2"
AEF35170A(-2)(B-2)	170	125	43 - 170	32 - 125	418	9.6	4.35	3/4"
AEF35280A*	280	207	70 - 280	52 - 207	236	13.6	6.17	3/4"
AEF35350A*	350	258	88 - 350	65 - 258	192	13.6	6.17	3/4"
AEF35420A*	420	310	105 - 420	77 - 310	159	13.6	6.17	3/4"
AEF35515A*	515	380	128 - 515	95 - 380	129	13.6	6.17	3/4"
AEF35635A*	635	469	159 - 635	117 - 469	104	13.6	6.17	3/4"

* Item 28843 is a panel mount 2" sliding spindle for 280 - 635 Nm models.

AEF35135A-2
2" Sliding Spindle, Rear Exit Model

AEF35135AB-2
2" Sliding Spindle, Bottom Exit Model

5000 Series Fixtured Tool Dimensions

MODEL	(A) IN	(A) MM	(B) IN	(B) MM	(C) IN	(C) MM	(D) IN	(D) MM	(E) IN	(E) MM	(F) IN	(F) MM	(G) IN	(G) MM
Standard Spindle Models														
AEF35280A	20.5	520	11.6	293	2.1	54	2.6	67	9.3	236	1.6	40	.5	13
AEF35350A	20.5	520	11.6	293	2.1	54	2.6	67	9.3	236	1.6	40	.5	13
AEF35420A	20.5	520	11.6	293	2.1	54	2.6	67	9.3	236	1.6	40	.5	13
AEF35515A	20.5	520	11.6	293	2.1	54	2.6	67	9.3	236	1.6	40	.5	13
AEF35635A	20.5	520	11.6	293	2.1	54	2.6	67	9.3	236	1.6	40	.5	13
Extended Ergo Drive Output Models														
AEF35075AV	18	458	11.6	293	1.9	47	1.8	44	6.9	176	1.6	40	.7	18
AEF35090AV	18	458	11.6	293	1.9	47	1.8	44	6.9	176	1.6	40	.7	18
AEF35110AV	18	458	11.6	293	1.9	47	1.8	44	6.9	176	1.6	40	.7	18
AEF35135AV	18	458	11.6	293	1.9	47	1.8	44	6.9	176	1.6	40	.7	18
AEF35170AV	18	458	11.6	293	1.9	47	1.8	44	6.9	176	1.6	40	.7	18
2" Sliding Spindle with Rear Exit Cable Models														
AEF35075A-2	23.5	596	11.6	293	1.9	47	1.8	44	6.9	176	1.6	40	2.2	57
AEF35090A-2	23.5	596	11.6	293	1.9	47	1.8	44	6.9	176	1.6	40	2.2	57
AEF35110A-2	23.5	596	11.6	293	1.9	47	1.8	44	6.9	176	1.6	40	2.2	57
AEF35135A-2	23.5	596	11.6	293	1.9	47	1.8	44	6.9	176	1.6	40	2.2	57
AEF35170A-2	23.5	596	11.6	293	1.9	47	1.8	44	6.9	176	1.6	40	2.2	57

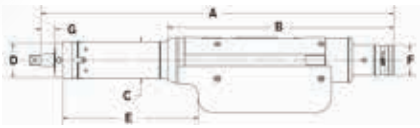

Extended Ergo Drive Output (AV) Models

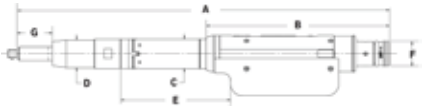

2" Sliding Spindle (A-2) Models

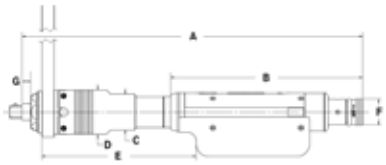

Standard Spindle (A) Models

* ⋹ logo indicates where ERGO-DRIVE sockets/extensions benefit tool operation.

5000 Series Hold-and-Drive Tools

- Torques ranging from 90 Nm – 350 Nm
- Very robust design
- 1″ and 2″ travels are standard
- Sockets and holders are custom

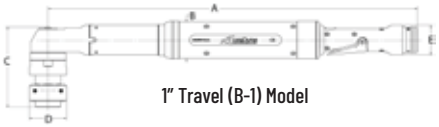

1″ Travel (B-1) Model

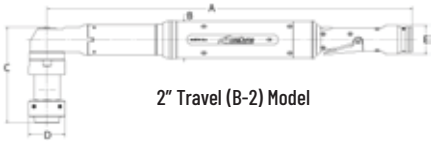

2″ Travel (B-2) Model

5000 Series Hold and Drive Tools

Model*	Max Torque NM	Max Torque FT-LB	Torque Range Nm	Torque Range FT-LB	Free Speed RPM	Weight (LB)	Min Socket Max Socket	(A) IN	(A) MM	(B) IN	(B) MM	(C) IN	(C) MM	(D) IN	(D) MM	(E) IN	(E) MM
Hold & Drive (-1) = 1″ Travel (-2) = 2″ Travel																	
AEH35090B(-1)(-2)	90	66	23 - 90	17 - 66	607	-1 = 7.6 -2 = 7.9	9/16 (14 mm) 1-1/4 (32 mm)	22.63	574.8	2.31	58.7	-1 = 4.02 -2 = 4.96	102.1 126	1.88	47.6	1.78	45.2
AEH35140B(-1)(-2)	140	103	35 - 140	26 - 103	472	-1 = 10.6 -2 = 11.0	5/8 (15 mm) 1-1/4, (32 mm)	22.56	572.9	2.31	58.7	-1 = 4.87 -2 = 5.87	123.7 149.1	2.25	57.15	1.78	45.2
AEH35175B(-1)(-2)	175	129	44 - 175	33 - 129	384	-1 = 10.6 -2 = 11.1	5/8 (15 mm) 1-1/4 (32 mm)	22.52	571.9	2.31	58.7	-1 = 4.87 -2 = 5.87	123.7 149.1	2.25	57.15	1.78	45.2
AEH35225B(-1)(-2)	225	166	56 - 225	41 - 166	291	-1 = 12.9 -2 = 13.3	3/4 (19 mm) 1-1/4 (32 mm)	22.92	582.2	2.31	58.7	-1 = 5.52 -2 = 6.52	140.1 165.5	2.63	66.7	1.78	45.2
AEH35285B(-1)(-2)	285	210	71 - 285	52 - 210	236	-1 = 12.9 -2 = 13.3	3/4 (19 mm) 1-1/4 (32 mm)	22.92	582.2	2.31	58.7	-1 = 5.52 -2 = 6.52	140.1 165.5	2.63	66.7	1.78	45.2
AEH35350B(-1)(-2)	350	258	88 - 350	65 - 258	191	-1 = 12.9 -2 = 13.3	3/4 (19 mm) 1-1/4 (32 mm)	22.92	582.2	2.31	58.7	-1 = 5.52 -2 = 6.52	140.1 165.5	2.63	66.7	1.78	45.2

AIMCO
WWW.AIMCO-GLOBAL.COM

SPECIALTY GEARHEADS

AIMCO can provide specialized heads for most any application. Tubenut, Hold and Drive, Crow Foot, Offsets, and Sliding Spindles are just a few of the head styles available. Whatever the requirements, AIMCO will recommend the head configuration that will get the job done successfully.

Contact an AIMCO Customer Service Associate for more details, 1-503-254-6600, or toll free 1-800-852-1368.

CUSTOM TOOL HOLDERS

AIMCO works closely with customers to design the best customized fit for their application. Contact an AIMCO Customer Service Associate for more details, 1-503-254-6600, or toll free 1-800-852-1368.



Acradyne Riv-Nut Tools

Offering the same size, speed, and duty cycle benefits of 1000 and 2000 series tools, AcraDyne's Riv-Nut tools have a simple, quick mandrel change design and are suitable for a wide range of material thicknesses — limited only by rivet nut size.

FEATURES AND BENEFITS

- Pull-to-torque tool/controller system ensures accurate, repeatable, and measurable tightening every time
- 1000 & 2000 series tools available with bottom exit, rear exit, or top exit cable configurations. Fixtured, and Push-to-Start models are available by request. Contact AIMCO at 1-503-254-6600, or toll free 1-800-852-1368
- Low-friction coating on mandrel for extended life
- Precise control of rivet compression with Torque and Angle detection capability
- Data collection and networking capabilities to capture and utilize result data for QMS systems and line controls
- Multi-function button (MFB) provides increased flexibility
- On-board lights and audible signal for operator feedback
- Works with rivet sizes M4 – M10 or 8-32 – 3/8-16

Also Available in the Following Models

1000 & 2000 Series Riv-Nut Tools

Model*	Torque Range NM	Torque Range FT-LB	Free Speed RPM	Weight (-) Socket LB	Weight (-) Socket KG	Thread Size		Dimensions (A) IN	(A) MM	(B) IN	(B) MM	(C) IN	(C) MM	(D) IN	(D) MM
Pistol															
1000 Series 4A Models = Bottom Exit 4R Models = Rear Exit 4T Models = Top Exit															
AEP4(A)(R)12006BR	1.5 - 6	1.1 - 4.4	2,625	2.2	1.00	M4 x 0.7 mm M5 x 0.8 mm M6 x 1.0 mm M8 x 1.25 mm M10 x 1.5 mm	8-32 UNC 10-24 UNC 10-32 UNF 1/4-20 UNC 5/16-18 UNC 3/8-16 UNC	9.68	245.9	1.05	26.7	6.01	152.6	1.96	49.8
AEP4(A)(R)12014BR	3.5 - 14	2.6 - 10	1,037	2.3	1.04			9.68	245.9	1.05	26.7	6.87	174.5	1.96	49.8
AEP4(A)(R)12022BR	5.5 - 22	4.1 - 16	656	2.3	1.04			9.68	245.9	1.05	26.7	6.87	174.5	1.96	49.8
2000 Series 4A Models = Bottom Exit 4R Models = Rear Exit 4T Models = Top Exit															
AEP4(A)(R)(T)22020BR	5 - 20	3.7 - 15	1,837	2.4	1.09	M4 x 0.7 mm M5 x 0.8 mm M6 x 1.0 mm M8 x 1.25 mm M10 x 1.5 mm	8-32 UNC 10-24 UNC 10-32 UNF 1/4-20 UNC 5/16-18 UNC 3/8-16 UNC	10.18	258.6	1.05	26.7	6.87	174.5	1.96	49.8
AEP4(A)(R)(T)22030BR	7.5 - 30	5.5 - 22	1,176	2.4	1.09			10.18	258.6	1.05	26.7	6.87	174.5	1.96	49.8
AEP4(A)(R)(T)22040BR	10 - 40	7.4 - 30	919	2.4	1.09			10.18	258.6	1.05	26.7	6.87	174.5	1.96	49.8
Straight															
2000 Series															
AES4A22020CR	5 - 20	3.7 - 14.8	1,837	2.8	1.3	M4 x 0.7 mm M5 x 0.8 mm M6 x 1.0 mm M8 x 1.25 mm M10 x 1.5 mm	8-32 UNC 10-24 UNC 10-32 UNF 1/4-20 UNC 5/16-18 UNC 3/8-16 UNC	16.4	417.3	1.7	43.2	7.04	178.7	1.38	34.9
AES4A22040CR	10 - 40	7.4 - 29.5	919	2.8	1.3			16.4	417.3	1.7	43.2	7.04	178.7	1.38	40.4

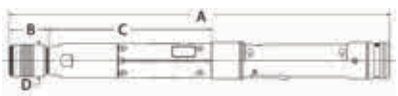

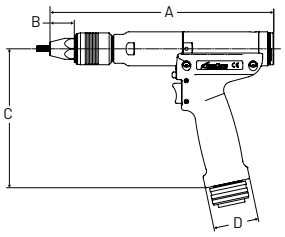

AcraDyne High Torque DC Tools

Critical bolting demands tools that deliver high torque with superior performance. Couple with AcraDyne's Controller, the HT Series tools combine these features in an electric, high-torque bolting system that beats the competition in accuracy, speed, and safety.

Pistol Type (AEP)

FEATURES AND BENEFITS

- Built-in integral transducer for optimal monitoring and control
- One of the most accurate high-torque tools in the world
- 250 Nm – 17,000 Nm torque range
- Ergonomic, robust design with five handle configurations that are also available in dual-lever models
- The world's most advanced traceable system at the output
- Three tightening strategies:
  - *Torque Control:* Drive the tool to a pre-set Target Torque
  - *Angle Control:* Drive the tool to or measure a pre-set Degree of Angle
  - *Yield Control:* Drive the tool to the Fastener Yield Point to achieve maximum clamp load
- Data retrieval
- Optional rugged carrying/storage case available
- Optional tool fan available in models 8,100 NM and above
- DESIGNED AND ASSEMBLED IN THE USA

Axial Type (AEJ)

Straight Lever Type (AES)

HT Fixed Gearcase Tools

Model	Approx. Torque NM	Approx. Torque FT-LB	Approx. Speed RPM	Weight KG	Weight LB	Total Length (incl sq. dr) MM	Total Length (incl sq. dr) IN	Dia. MM	Dia. IN	Drive IN	Sound Level dB(A)
HT Series Fixed Gearcase Models (R) = Pistol Tool with Rear Exit Cable (B) = Fixtured Model with Bottom Exit Cable											
6000 Series											
AE(P)4A66250B(R) AE(D)(S)(J)(F)4A66250B	250	185	315	4.6	10.5	P = 289 P(R) = 331 D = 388 S = 440 J = 331 F = 331 F(B) = 353	11.4 13 15.3 17.3 13 13 13.9	66	2.6	0.75	66
AE(P)4A66425B(R) AE(D)(S)(J)4A66425B AE(F)4A66425B(B)	425	315	165	4.6	10.5			66	2.6	0.75	66
AE(P)A66625B(R) AE(D)(S)(J)4A66625B AE(F)4A66625B(B)	625	460	106	4.8	10.5			66	2.6	0.75	66
AE(P)4A66925B(R) AE(D)(S)(J)(F)4A66925B	925	682	72	4.8	10.5			66	2.6	0.75	66
7000 Series											
AE(F)4A76200BB	200	148	432	5.2	11.5	313	12.3	67.3	2.7	0.75	66
AE(P)(D)(S)(J)(F)4A771000B	1,000	738	65	6.6	14.5	P = 302 D = 397 S = 453 J = 343 F = 343	11.9 15.6 17.8 13.5 13.5	77.5	3.1	1	66
AE(P)(D)(S)(J)4A772500B AE(F)4A772500B(B)	2,500	1,844	25	7.5	16.5	P = 337 D = 433 S = 488 J = 379 F = 379	13.3 17.0 19.2 14.9 14.9	77.5	3.1	1	66
8000 Series											
AE(F)4A872800B	2,800	2,065	8.7	10.4	23	407	16	77.5	3.1	1	66
AE(P)(D)(J)(F)4A884200B1 AE(P)(D)(S)(J)(F)4A884200B	4,200	3,100	12	11.1	24.5	P = 384 D = 480 S = 546 J = 410 F = 410	15.1 18.9 21.5 16.1 16.1	91.2	3.6	B1 = 1 B = 1.5	66
AE(P)(D)(J)(F)4A885000B	5,000	3,700	9.3	11.1	24.5					1.5	66
AE(P)(D)(J)(F)4A896500B AE(F)4A896500B(B)	6,500	4,800	7	15.7	34.5	P = 438 D = 533 S = 599 J = 463 F = 462	17.2 21 23.6 18.2 18.2	103.8	4.1	1.5	66
AE(P)(D)(S)(J)(F)4A898100B	8,100	6,000	5	15.7	34.5						

* 8,100 Nm - 17,000 Nm models are not supported by the Gen III controller platform. The Gen IV controller platform is required.

Rear Mounted Pistol (AED)

Fixtured Type (AEF)

360° Swivel Gearcase Nutrunners

FEATURES AND BENEFITS

- Same features and benefits of fixed gearcase models
- Ergonomic, robust design with two handle configurations

2,800 Nm Torque
AEP4W872800B

8,100 Nm Torque
AEJ4B898100B

8,100 Nm Torque
AEP4B898100B

HT 360° Swivel Gearcase Tools

Model	Approx. Torque NM	Approx. Torque FT-LB	Approx. Speed RPM	Weight KG	Weight LB	Length (incl sq. dr) MM	Length (incl sq. dr) IN	Dia. MM	Dia. IN	Drive IN	Sound Level dB(A)
HT Series 360° Swivel Gearcase Models (R) = Pistol Tool with Rear Exit Cable											
6000 Series											
AE(P)4B66250B(R) AE(D)(J)4B66250B	250	185	315	5.3	12	P = 327 P(R) = 368 D = 429 J = 369	12.9 14.5 16.9 14.5	67.3	2.7	0.75	66
AE(P)4B66425B(R) AE(D)(J)4B66425B	425	315	165	5.3	12					0.75	66
AE(P)4B66625B(R) AE(D)(J)4B66625B	625	460	106	5.5	12					0.75	66
AE(P)4B66925B(R) AE(D)(J)4B66925B	925	682	72	5.5	12					0.75	66
7000 Series											
AE(P)(J)4B771000B	1,000	738	65	7.3	16	P = 339 J = 381	13.4 15	77.5	3.1	1	66
AE(P)(J)4B772500B	2,500	1,844	25	8.2	18	P = 377 J = 418	14.8 16.5				
8000 Series											
AE(P)(D)(J)4B884200B1 AE(P)(D)(J)4B884200B	4,200	3,100	12	11.8	26	P = 422 D = 518 J = 446	16.6 20.4 17.6	91.2	3.6	B1 = 1 B = 1.5	66
AE(P)(J)4B896500B	6,500	4,800	7	16.4	36	P = 475 J = 499	18.7 19.7	103.8	4.1	1.5	66
AE(P)(D)(J)4B898100B*	8,100	6,000	5	16.4	36	P = 475 D = 571 J = 499	18.7 22.5 19.7	103.8	4.1	1.5	66
AE(P)4B998100B*	8,100	6,000	5	21.8	48	532	20.9	112	4.4	1.5	66
Models for Extreme Duty / Low Power Environments											
Wind Series											
AE(P)(J)4W872800B	2,800	2,065	9	10.0	22	P = 406 J = 430	16 17	76	3.0	1	66
AE(P)(D)(J)4W885000B1* AE(P)(D)(J)4W885000B*	5,000	3,700	4.5	11.8	26	P = 422 D = 518 J = 446	16.6 20.4 17.6	91.2	3.6	B1 = 1 B = 1.5	66

* 8,100 Nm - 17,000 Nm models are not supported by the Gen III controller platform. The Gen IV controller platform is required.

AIMCO can provide customized tooling solutions for even the most unique applications. Let us propose a solution tailored to your needs. Contact an AIMCO Customer Service Associate for more details, 1-503-254-6600, or toll free 1-800-852-1368.

Application designs today present difficult to access bolting locations that until now, could not be reached with precision tooling. AcraDyne® HT Series tools have long featured the measurement sensor directly at the output of the tool, which means the torque reported is the torque delivered. This makes the AcraDyne HT Angle tool one of the most accurate high-torque right-angle tools in the world

The AcraDyne® HT Swivel GearCase Angle Nutrunners represent industry leading technology and innovative tool form. These nutrunners enable tight tolerance bolting on fasteners that were very difficult to reach before.

What began as a 3000NM version for performing work on Wind Turbine Blade servicing jobs, has now evolved into a broad range of tools at torques starting at 50 Nm and reaching up to 5000 Nm. Available in 5000, 6000, 7000, and now 8000 series models, there is an AcraDyne® HT Swivel GearCase tool available to solve your tough challenge.

5000 Series Models

AEN356540A

AEN356910AG

AEN3571000A

AEN3571600A

AEN3572600A

FEATURES AND BENEFITS

- Transducerized closed loop control at the output like all AcraDyne HT-Series tools
- These low-profile head, small-diameter, lever-operated tools, with the torque measured at the output, offer a unique solution
- The torque reported is the torque delivered
- One of the most accurate high-torque right-angle tools in the world
- Same durable, high-cycle gearing as all HT-series tools
- 5000 series tools are fixed gearcase models
- 6000 series tools available in fixed gearcase and 360° swivel gearcase models
- 7000 & 8000 series tools available in 360° swivel gearcase models

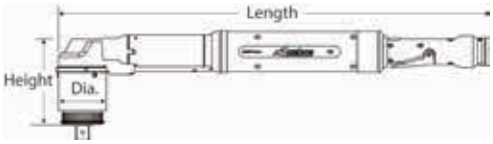

5000 Series HT DC Angle Tools

Model	Series	Torque Range NM	Torque Range FT-LB	Free Speed RPM	Weight * KG	Weight * LB	Length (Minus Reaction Bar) MM	Length (Minus Reaction Bar) IN	Height (Minus Sq. Dr) MM	Height (Minus Sq. Dr) IN	Dia. MM	Dia. IN	Drive IN	Sound Level dB(A)
5000 Series 135 - 2,600 Nm / 100 - 1,917 Ft-Lb														
Fixed Gearcase														
AEN356540A	5000	135 - 540	100 - 398	109	5.95	13.1	607	23.9	120.6	4.75	67.4	2.7	3/4	66
AEN356910AG	5000	225 - 900	166 - 664	27.9	5.5	12.2	496	19.5	150.6	5.93	65.8	2.6	3/4	66
AEN3571000A	5000	250 - 1,000	184 - 737	61	7.39	16.3	621	24.5	136.1	5.36	77.4	3.1	1	66
AEN3571600A	5000	400 - 1,600	295 - 1,180	33	7.57	16.7	612	24.1	136.1	5.36	71.4	3.1	1	66
AEN3572600A	5000	650 - 2,600	479 - 1,917	21	8.40	18.5	621	24.5	171.9	6.77	77.4	3.1	1	66

* Weight is tool only w/o Socket and Reaction Bar

AcraDyne High Torque DC Angle Tools

6000 Series Models



6000 Series Fixed Gearcase Models

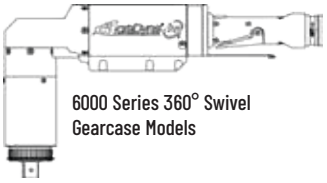

6000 Series 360° Swivel Gearcase Models



6000 Series Fixtured Gearcase Models

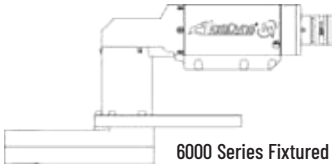

6000 Series Fixtured Gearcase Models with Offset Gearhead

7000 Series Models

AEN4B773000B

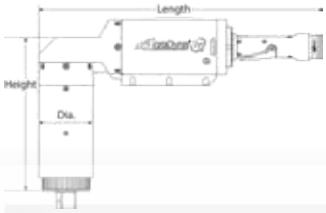

8000 Series Models

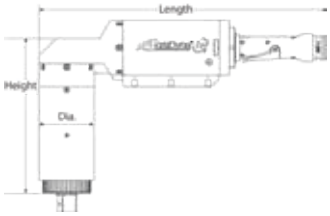

6000, 7000, and 8000 Series HT DC Angle Tools

Model	Series	Torque Range NM	Torque Range FT-LB	Free Speed RPM	Weight * KG	Weight * LB	Length (Minus Reaction Bar) MM	Length (Minus Reaction Bar) IN	Height (Minus Sq. Dr) MM	Height (Minus Sq. Dr) IN	Dia. MM	Dia. IN	Drive IN	Sound Level dB(A)
6000 Series 50 - 925 Nm / 37 - 682 Ft-Lb														
Fixed Gearcase														
AEN4A66250B	6000	50 - 250	37 - 184	188	5.6	12.4	417	16.4	150	5.9	67.3	2.7	3/4	66
AEN4A66425B	6000	85 - 425	63 - 313	97	5.6	12.4	417	16.4	150	5.9	67.3	2.7	3/4	66
AEN4A66625B	6000	125 - 625	92 - 461	64	5.6	12.4	417	16.4	150	5.9	67.3	2.7	3/4	66
AEN4A66925B	6000	185 - 925	136 - 682	43.2	5.6	12.4	417	16.4	150	5.9	67.3	2.7	3/4	66
360° Swivel Gearcase														
AEN4B66250B	6000	50 - 250	37 - 184	188	6.3	13.9	417	16.4	188	7.4	67.3	2.7	3/4	66
AEN4B66425B	6000	85 - 425	63 - 313	97	6.3	13.9	417	16.4	188	7.4	67.3	2.7	3/4	66
AEN4B66625B	6000	125 - 625	92 - 461	64	6.3	13.9	417	16.4	188	7.4	67.3	2.7	3/4	66
AEN4B66925B	6000	185 - 925	136 - 682	43.2	6.3	13.9	417	16.4	188	7.4	67.3	2.7	3/4	66
Fixtured														
Add -NP to a model number for offset gearhead. Dimensions vary depending on gearhead. Contact an AIMCO Customer Service Associate for more details, 1-503-254-6600, or toll free 1-800-852-1368														
AEF4N66250B(-NP)	6000	50 - 250	37 - 184	188	5.6	12.4	307	12.1	150	5.9	67.3	2.7	3/4	66
AEF4N66425B(-NP)	6000	85 - 425	63 - 313	97	5.6	12.4	307	12.1	150	5.9	67.3	2.7	3/4	66
AEF4N66625B(-NP)	6000	125 - 625	92 - 461	64	5.6	12.4	307	12.1	150	5.9	67.3	2.7	3/4	66
AEF4N66925B	6000	185 - 925	136 - 682	43.2	5.6	12.4	307	12.1	150	5.9	67.3	2.7	3/4	66
7000 Series 240 - 3,000 Nm / 177 - 2,200 Ft-Lb														
360° Swivel Gearcase														
AEN4B771200B(DL)	7000	240 - 1,200	177 - 885	38	8.1	17.9	422	16.6	229	9	77.5	3.1	1"	66
AEN4B773000B(DL)	7000	600 - 3,000	443 - 2,200	15	9.3	20.4	422	16.6	229	9	77.5	3.1	1"	66
8000 Series 1,000 - 5,000 Nm / 740 - 3,700 Ft-Lb														
360° Swivel Gearcase														
AEN4B885000B1	8000	1,000 - 5,000	740 - 3,700	6	15.9	35	476	18.7	258	10.1	91.2	3.6	1	66
AEN4B885000B	8000	1,000 - 5,000	740 - 3,700	6	15.9	35	476	18.7	258	10.1	91.2	3.6	1.5	66

* Weight is tool only w/o Socket and Reaction Bar

Gen IV iEC4W Field Controller: High Torque with High Tech

The Gen IV Field Controller (see page 42) is the core of the modular AcraDyne DC system. One controller will command any tool in the AcraDyne line — including the HT DC Angle Tool — from 1 Nm to 17,000 Nm, all with the same modular standard cable design.

HIGH TORQUE DUAL-LEVER TOOLS

Provides Additional Safety by Avoiding Accidental Tool Start

FEATURES AND BENEFITS

- Built-in integral transducer for optimal monitoring and control
- One of the most accurate high-torque tools in the world
- 250 Nm – 17,000 Nm
- Two-Hand No Tie Down Operation
  - No Tie Down Control: Operator must have both hands on and activating the dual-starting mechanisms simultaneously. Both hands must remain in position, activating the dual controls, at all times in order for the tool to operate.
- Additional safety when using a tool with a reaction bar or nose extension. Operator's hands remain on the controls and not in a position where they could be impacted by reaction devices
- Hands stay clear of application
- Helps avoid accidental starting of the tool
- Available in five handle types: "Handle Bar" (F) style, Straight (S) style with side handle, Pistol (P) style, Rear-Mounted Pistol (D) style, and J-Handle (J) style
- DESIGNED AND ASSEMBLED IN THE USA

AEJ Type

AEP Type

AED Type

AES Type

AEF Type

HT Dual-Lever Nutrunners: **SAFETY** is **VITAL** in Critical Bolting

AcraDyne's Nutrunners are designed with ultimate operator safety in mind. The optional dual-lever design helps prevent:

Injuries from Accidental Tool Start

Two-hand operation with no tie-down feature requires the operator to use both hands on the trigger simultaneously. This eliminates the possibility of accidental tool start and keeps both of the operator's hands out of harm's way.

Strain Caused by Awkward Tool Operation

Multiple handle styles ensure the safest, most ergonomic tool for your specific application.

Hand and Finger Trauma

Significantly reduce the risk of crushed or mutilated fingers from unintended tool start.

Protect your most valuable asset — your tool operator.

HT Fixed Gearcase Dual-Lever Tools

Dual Lever Model	Approx. Torque NM	Approx. Torque FT-LB	Approx. Speed RPM	Weight KG	Weight LB	Length (incl sq. dr) MM	Length (incl sq. dr) IN	Dia. MM	Dia. IN	Drive IN	Sound Level dB(A)
HT Series Fixed Gearcase: Dual-Lever Models	For Straight Type Tools Only: (L) = Left-Side Handle (R) = Right-Side Handle										
6000 Series											
AE(P)(F)4A66250BDL AE(S)4A66250BDL(L)(R)	250	185	315	3.9	9	P = 314 F = 331 S = 440	12.4 13 17.3	67.3	2.7	0.75	66
AE(P)(F)4A66425BDL AE(S)4A66425BDL(L)(R)	425	315	165	3.9	9					0.75	66
AE(P)(F)4A66625BDL AE(S)4A66625BDL(L)(R)	625	460	106	4.1	9					0.75	66
AE(P)(F)4A66925BDL AE(S)4A66925BDL(L)(R)	925	682	72	4.1	9					0.75	66
7000 Series											
AE(P)(F)4A771000BDL AE(S)4A771000BDL(L)(R)	1,000	738	65	5.9	13	P = 324 F = 343 S = 453	12.7 13.5 17.8	77.5	3.1	1	66
AE(P)(F)4A772500BDL AE(S)4A772500BDL(L)(R)	2,500	1,844	25	6.8	15	P = 359 F = 379 S = 488	14.1 14.9 19.2	77.5	3.1	1	66
8000 Series											
AE(F)4A884200B1DL AE(F)4A884200BDL	4,200	3,100	12	10.4	23	410	16.1	91.2	3.6	B1 = 1 B = 1.5	66
AE(F)4A885000BDL	5,000	3,700	9.3	10.4	23	410	16.1	91.2	3.6	1	66
AE(P)(F)4A896500BDL	6,500	4,800	7	15.0	33	P = 438 F = 462	17.2 18.2	102.4	4	1.5	66
AE(F)(J)4A898100BDL*	8,100	6,000	5	15.0	33	F = 462 J = 462	18.2 18.2	102.4	4	1.5	66

* 8,100 Nm – 17,000 Nm models are not supported by the Gen III controller platform. The Gen IV controller platform is required.

HT 360° Swivel Gearcase Dual-Lever Tools

Dual Lever Model	Approx. Torque NM	Approx. Torque FT-LB	Approx. Speed RPM	Weight KG	Weight LB	Length (incl sq. dr) MM	Length (incl sq. dr) IN	Dia. MM	Dia. IN	Drive IN	Sound Level dB(A)
HT Series 360° Swivel Gearcase: Dual-Lever Models	For Straight Type Tools Only: (L) = Left-Side Handle (R) = Right-Side Handle										
6000 Series											
AE(P)(F)4B66250BDL AE(S)4B66250BDL(L)(R)	250	185	315	4.6	10.5	P = 353 F = 369 S = 630	13.9 14.5 24.8	67.3	2.7	0.75	66
AE(F)4B66425BDL AE(S)4B66425BDL(L)(R)	425	315	165	4.6	10.5						66
AE(F)4B66625BDL AE(S)4B66625BDL(L)(R)	625	460	106	4.8	10.5						66
AE(F)4B66925BDL AE(S)4B66925BDL(L)(R)	925	682	72	4.8	10.5						66
7000 Series											
AE(P)(F)4B771000BDL AE(D)4B771000BDL(L) AE(S)4B771000BDL(L)(R)	1,000	738	65	6.6	14.5	P = 361 F = 343 D = 438 S = 492	14.2 13.5 17.2 19.4	77.5	3.1	1	66
AE(D)4B771800BDL(L)	1,800	1,328	28	7.5	16.5	475	18.7	77.5	3.1	1	66
AE(P)(F)4B772500BDL AE(D)4B772500BDL(L) AE(S)4B772500BDL(L)(R)	2,500	1,844	25	7.5	16.5	P = 398 F = 379 D = 475 S = 528	15.7 14.9 18.7 20.8	77.5	3.1	1	66
8000 Series											
AE(J)4B884200B1DL AE(J)4B884200BDL	4,200	3,100	12	12.7	28	B1 = 446 B = 451	B1 = 17.6 B = 17.8	91.2	3.6	B1 = 1 B = 1.5	66
AE(J)4B885000B1DL AE(J)4B885000BDL	5,000	3,700	9	12.7	28	B1 = 446 B = 451	B1 = 17.6 B = 17.8	91.2	3.6	B1 = 1 B = 1.5	66
AE(J)4W885000B1DL AE(J)4W885000BDL	5,000	3,700	4.5	12.7	28	B1 = 446 B = 451	B1 = 17.6 B = 17.8	91.2	3.6	B1 = 1 B = 1.5	66
AE(J)4U885000B1DL.001 AE(J)4U885000BDL.001	5,000	3,700	5	21.8	48	345	13.6	91.2	3.6	B1 = 1 B = 1.5	66
AE(P)(F)4B896500BDL	6,500	4,800	5	16.4	36	P = 475 F = 499	P = 18.7 F = 19.7	104	4.1	1.5	66
AE(J)4B898100BDL*	8,100	6,000	5	16.4	36	499	19.7	104	4.1	1.5	66

* 8,100 Nm – 17,000 Nm models are not supported by the Gen III controller platform. The Gen IV controller platform is required.

AIMCO can provide customized tooling solutions for even the most unique applications. Let us propose a solution tailored to your needs. Contact an AIMCO Customer Service Associate for more details, 1-503-254-6600, or toll free 1-800-852-1368.

AcraDyne HTXD EXTREME DUTY

Full-Strength Tools for Big Jobs

AcraDyne's HTXD Nutrunner/Gen IV Controller System is one of the Most Accurate High-Torque Bolting Systems in the World

- Measures traceable, dynamic torque directly at the square drive, and the built-in transducer ensures accurate torque values. The torque reported is the torque delivered
- Accuracy not affected by gearing efficiency
- Available in J handle and Pistol handle configurations
- Extreme Duty engineering with motors rated for bolting applications near continuous duty
- Patented dual J-Handle models have additional safety features: Operators must use both hands on the trigger simultaneously, eliminating the possibility of accidental tool start and keeping both of the operator's hands out of harm's way
- Wide range of tightening strategies available including Torque Control, Torque plus Angle, Angle Control, and Yield Control



Pistol Model
12,000 Nm

Fixtured Model
6,500 Nm

Dual J-Handle Models

Fixtured Angle Model
12,000 Nm



J-Handle Model
12,000 Nm

12,000 Nm

17,000 Nm
U.S. Patent D968491

HT 360° Swivel Gearcase Bolting Tools for Extreme Duty

Model	Series	Approx. Torque NM	Approx. Torque FT-LB	Approx. Speed RPM	Weight * KG	Weight * LB	Length (incl sq. dr) MM	Length (incl sq. dr) IN	Dia. MM	Dia. IN	Drive IN	Sound Level dB(A)
AEJ = J Handle/Axial Type AEP = Pistol Type AEF = Fixtured Type												
Single-Handle Models Standard. Add "DL" to Model Numbers for Dual Handles (AEJ models only)												
Fixed Gearcase												
AEF4A996500B	9000	6,500	4,800	5.8	19	42	494	19.5	104	4.1	1.5	66
360° Swivel Gearcase												
AEP4W998100B	9000	8,100	6,000	2.3	21.8	48	544	21.4	104	4.1	1.5	66
AEJ4W998100B	9000	8,100	6,000	2.3	21.8	48	544	21.4	104	4.1	1.5	66
AEJ4U998100BDL	9000	8,100	6,000	2.3	21.8	48	427	16.8	104	4.1	1.5	66
AEP4W9X12000B	9X	12,000	8,850	2	31.8	70	572	22.5	131	5.2	1.5	66
AEJ4W9X12000B	9X	12,000	8,850	2	31.8	70	572	22.5	131	5.2	1.5	66
AEJ4U9X12000BDL	9X	12,000	8,850	2	31.8	70	441	17.4	131	5.2	1.5	66
AEP4W9Y17000B	9Y	17,000	12,500	1	42.6	94	381	15	153	6.0	2.5	66
AEJ4U9Y17000BDL	9Y	17,000	12,500	1	42.6	94	458	18	153	60	2.5	66
Angle Tools												
360° Swivel Gearcase												
AEF4N9X12000B	9X	12,000	8,850	1.65	28.1	61.9	422	16.6	131	5.2	1.5	66

* Weight is tool only w/o Socket and Reaction Bar

iEC4WF Field Controller

Ultimate Operator Safety for Lifting Larger Bolting Tools

AcraDyne's XD Lift Assist device for tool suspension and use allows for easy handling of equipment that otherwise would need two operators to position.

AXD-2000
Lift Assist

FEATURES AND BENEFITS

- Lift can be assembled/disassembled in less than 15 minutes
- Can be used inside wind turbines at deck platforms
- Designed for a wide variety of applications including narrow tower platforms and ladder spaces
- Lift Assist weighs 30 kg / 67 lbs
- Weight of unit is below the weight allowed to be lifted by personnel inside or outside the tower
- Disassembled Lift Assist is transported in a load-rated bag that can be lifted manually or by hoist within the tower
- Device is rated for loads up to 200 kg / 440 lbs
- Full-swivel wheels with locking brakes make movement and repositioning easy

System shown with Gen IV iEC4W Controller and 9Y Series 17,000 Nm Nutrunner Controller and tool sold separately

Load-rated carry bag can be lifted manually or by hoist

AXD-2000B
Carry Bag

AcraDyne Gen IV Field Controller

Improved design of AcraDyne's powerful Gen IV Field Controller means increased durability, lighter weight, and quick and easy setup

iEC4WF Field Controller

Rugged, Lightweight Case

FEATURES AND BENEFITS

- Optimized for extreme duty applications >5,000 Nm
- The Gen IV Controller utilizes three tightening strategies:
  - Torque Control: Drive the tool to a pre-set Target Torque
  - Angle Control: Drive the tool to or measure a pre-set Degree of Angle
  - Yield Control: Drive the tool to the Fastener Yield Point to achieve maximum clamp load
- Multiple fastening strategies – Program up to 256 parameters with as many as 20 steps
- Jobs capability – 99
- Real-time curve viewing. Curve storage – 20,000
- Rundown storage – 1,000,000
- Event log – 5,000
- Backup & restore through USB
- Weatherproof, rugged case protects from the toughest environments
- Compact design weighs less than 20 lbs
- Ground clamp is quick and easy to set up and eliminates additional parts that are substantially heavy
- Optional tool fan kit helps prevents tool overheating
- Capable of interface with the AcraDyne series Dual-Lever tools that offer two-hand, no tie down functionality
- 110V — 220V compatible
- Single Ethernet port increases speed of connectivity, signal stability, and signal consistency
- Commands any tool in the AcraDyne line from 1 Nm to 17,000 Nm, all with one cable

PERQ Advantages

PRODUCTIVITY	• Replace multiple conventional tools with one flexible controlled system • Quick and easy setup • Fan kit reduces downtime due to tool overheating
ERGONOMICS	• Compact, rugged case with easy carry handle makes field use easy and convenient • Lightweight for operator comfort
RELIABILITY	• Weatherproof rugged case • Industrial touch screen
QUALITY	• Controlled tightening and consistent torque control improves quality • Process controls reduce human error, and ensure no missed fasteners, stripped threads, rehits, or damaged threads • No premature shut-off

Model	Description	Dimensions W x D x H	Weight LB	Weight KG
iEC4WF	Field use controller for use with 110V or 220V service	16.1" x 12.8" x 6.9" 408 mm x 326 mm x 175 mm	18.5	8.4

NOSE EXTENSIONS

FEATURES AND BENEFITS

- Ideal for hard-to-reach applications when a torque tube, or arm, is not desirable
- A cost-effective, more flexible option compared to a multiple spindle system
- Common applications:
  - Wheel install and repair stations
  - Large flange assembly
  - Mining vehicle shovel bolts
  - Railway equipment maintenance
  - Oil and gas industry well fixtures

28050

28480

HT GEARHEAD TOOLS

FEATURES AND BENEFITS

- Application-specific, custom made tools fit virtually any application
- Same durable gearing as found on AcraDyne's standard HT series tools
- Model types available:
  - HT Offset Gearhead tools
  - HT Right Angle with Offset Gearhead tools
  - HT Right Angle Air tools with Offset Gearhead

Custom accessories are available for your application. Contact an AIMCO Customer Service Associate for more details, 1-503-254-6600, or toll free 1-800-852-1368.

ACCESSORIES

Custom accessories are available for your application; contact an AIMCO Customer Service Associate for details, 1-503-254-6600, or toll free 1-800-852-1368.

Swivel Handle

Swivel Bail

Fixed Handle

Hoist Ring

Fixed Handle with Hoist Ring

Model	Description
26477	Swivel Bail, 6000 Series
26327	Swivel Bail, 7000 Series
25287	Swivel Bail, 8000 Series
26630	Swivel Bail, 8000/9000 Series Tools
26478	Swivel D-Handle, 6000 Series
26328	Swivel D-Handle, 7000 Series
25291	Swivel D-Handle, 8000 Series
26479	Stationary Bail, 6000 series (26336 handle not included)
26332	Stationary Bail, 7000 series (26336 handle not included)
25289	Stationary Bail, 8000 series (26336 handle not included)
26336	Fixed Handle (for use with 26479, 26332, 25289)
26337	Rear Fixed Hoist Ring, 6000/7000/8000 Series Pistols
28514	Rear Folding Hoist Ring Kit for 8000 Series Pistols
28549	Sliding Spindle, 6000 Series
27045	Sliding Spindle, 7000 Series
30300	Sliding Spindle, 8000 Series

REACTION BARS

HT tool includes a standard, spline attachment reaction device. Custom reaction devices are available. Contact an AIMCO Customer Service Associate for more details, 1-503-254-6600, or toll free 1-800-852-1368.

	Model	Description
Single Ended Flat	26810	6000 Series
	26800	7000 Series
	25277	8000 Series
	27255	9000 Series
	30303	X Series
Single Ended Offset	26815	2.375" Offset, 6000 Series
	26885	4.00" Offset, 6000 Series
	27200	3.10" Offset, 7000 Series
	26890	4.00" Offset, 7000 Series
	25274	3.35" Offset, 8000 Series
	25275	4.00" Offset, 8000 Series
	26840	3.35" Offset, 9000 Series
	30306	5.00" Offset, X Series
	31273	5.00" Offset, Y Series
Double Ended Flat	26830	6000 Series
	26820	7000 Series
	25278	8000 Series
Double Ended Offset	25276	3.35" Offset, 8000 Series

PROTECTIVE COVERS

Durable protective covers prevent marring and damage.

Model	Description
BJ10078	Protective Cover, 6000 Series
BJ10077	Protective Cover, 7000 Series
BJ10076	Protective Cover, 8000 Series

HEAVY DUTY WATER-RESISTANT CASE FOR HT TOOLS

Case with molded foam insert

Made of ultra high-strength polypropylene copolymer resin, this water resistant utility case protects AcraDyne HT tools.

- Molded-in hinge, trigger-release latch system, and snap-down cushion grip handle
- Resistance to UV, solvents, corrosion, and impact damage

Model	Compatible Tools	Description
CC-6000-FIP	6000 series	Case with foam in place
CC-7000-FIP	7000 series	Case with foam in place
CC-8000-FIP	8000 series	Case with foam in place

Please contact an AIMCO Customer Service Associate for details, 1-503-254-6600, or toll free 1-800-852-1368.

DC Tools: Tool/Spindle Selection Guide

Model	RPM**	Length IN	Length MM	Weight LB	Weight KG
Angle					
AEN4C12004B	3,111	11.65	295.9	2.0	0.91
AEN4C12009B	1,750	11.00	279.5	2.2	1.00
AEN4C12014B	875	11.66	296.4	2.2	1.00
AEN4C12018B	691	11.66	296.4	2.2	1.00
AEN4C12022B	560	11.66	296.4	2.2	1.00
AEN32015C	1,481	14.6	371.0	2.7	1.22
AEN32025C	833	14.6	371.0	2.7	1.22
AEN32030C	803	14.4	366.2	2.8	1.27
AEN32040C	574	14.4	366.2	2.8	1.27
AEN33042C	1,095	16.6	422.3	4.4	2.00
AEN33053C	1,095	16.6	422.3	4.4	2.00
AEN33060C	845	18.9	480.5	6.6	2.99
AEN33090C	568	18.9	480.5	6.6	2.99
AEN33120C	442	21.0	533.5	9.3	4.22
AEN33200C	245	23.2	589.6	9.4	4.26
AEN33210C	234	23.6	599.9	10.0	4.54
AEN33300C	151	23.6	599.0	10.0	4.54
AEN33375C	151	23.6	599.0	10.0	4.54
AEN35090B	607	22.6	573.7	6.9	3.13
AEN35140B	472	22.5	571.9	10.4	4.72
AEN35175B	384	22.5	571.9	10.5	4.76
AEN35225B	291	22.9	581.1	12.3	5.58
AEN35285B	236	22.9	581.1	12.3	5.58
AEN35350B	191	22.9	581.1	12.3	5.58
Inline					
AES4A12003BQ	2,625	11.12	282.7	2.0	0.91
AES4A12006BQ	2,625	11.12	282.7	2.0	0.91
AES4A12011BV	1,313	11.44	290.5	2.2	1.00
AES4A12014BV	1,037	11.44	290.5	2.2	1.00
AES4A12018BV	840	11.44	290.5	2.2	1.00
AES4A12022BV	656	11.44	290.5	2.2	1.00
AES32010CV	2,222	13.9	351.7	2.5	1.13
AES32020CV	1,250	13.9	351.7	2.5	1.13
AES32025CV	893	13.9	351.7	3.2	1.45
AES32038CV	595	16.7	424.0	4.2	1.91
AES33040CV	1,314	18.2	463.4	6.4	2.90
AES33060CV	883	18.2	463.4	6.4	2.90
AES33100CV	489	22.6	573.0	8.1	3.67
AES33150CV	329	22.6	573.0	8.1	3.67
AES33230CV	221	22.6	573.0	8.1	3.67
AES33230C-2	221	22.6	573.0	8.1	3.67
AES33400CV	122	24.9	632.5	13.0*	5.90*
AES33600CV**	82	24.9	632.5	13.0*	5.90*
AES35075AV	944	21.9	555.2	9.2	4.17
AES35090AV	767	21.9	555.2	9.2	4.17
AES35110AV	634	21.9	555.2	9.2	4.17
AES35135AV	515	21.9	555.2	9.2	4.17
AES35170AV	418	21.9	555.2	9.2	4.17
AES35280A	236	24.2	615.1	12.8	5.81
AES35350A	192	24.2	615.1	12.8	5.81
AES35420A	159	24.2	615.1	12.8	5.81
AES35515A***	129	24.2	615.1	12.8	5.81
AES35635A****	104	24.2	615.1	12.8	5.81

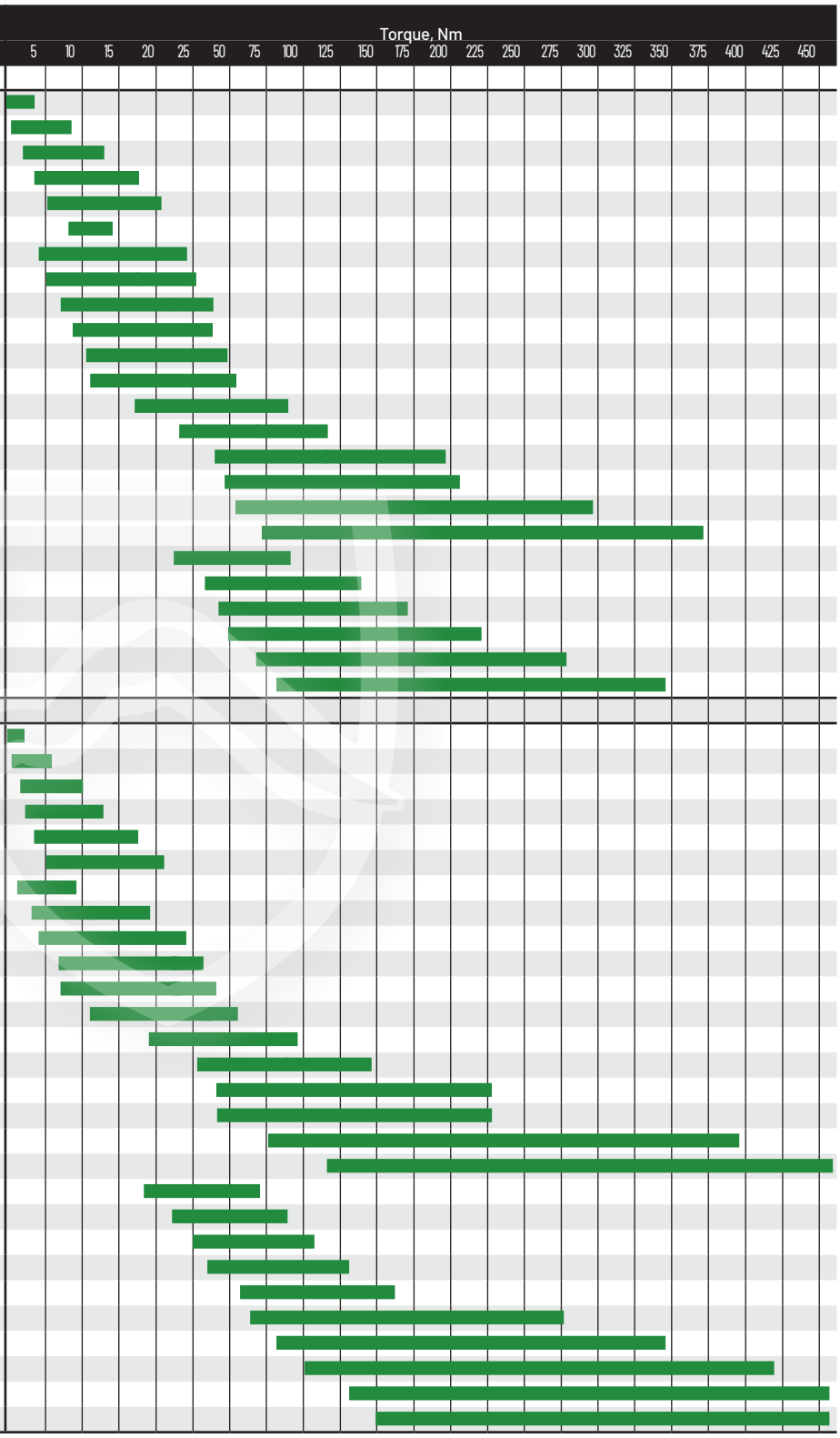

* Includes reaction bar and fixture nut.
** Torque Range: 120-480 Nm Max Torque: 600 Nm
*** Torque Range: 128-515 Nm
**** Torque Range: 159-635 Nm

Recommended Torque Range

Continued on next page

Model	RPM**	Length IN	Length MM	Weight LB	Weight KG
Pistol					
AEP4_12003B_	2,625	7.3	186.3	2.2	1.00
AEP4_12006B_	2,625	7.3	186.3	2.2	1.00
AEP4_12011BV	1,313	8.0	203.3	2.3	1.04
AEP4_12014BV	1,037	8.0	203.3	2.3	1.04
AEP4_12018BV	840	8.0	203.3	2.3	1.04
AEP4_12022BV	656	8.0	203.3	2.3	1.04
AEP4_22020BV	1,313	8.7	219.9	2.4	1.09
AEP4_22025BV	1,037	8.7	219.9	2.4	1.09
AEP4_22030BV	840	8.7	219.9	2.4	1.09
AEP4_22035BV	747	8.7	219.9	2.4	1.09
AEP4_22040BV	656	8.7	219.9	2.4	1.09
AEP35075AV	944	16.0	405.2	9.2	4.17
AEP35090AV	767	16.0	405.2	9.2	4.17
AEP35110AV	634	16.0	405.2	9.2	4.17
AEP35135AV	515	16.0	405.2	9.2	4.17
AEP35170AV	418	16.0	405.2	9.2	4.17
AEP35280A	236	18.4	468.2	13.6	6.17
AEP35350A	192	18.4	468.2	13.6	6.17
AEP35420A	159	18.4	468.2	13.6	6.17
AEP35515A*	129	18.4	468.2	13.6	6.17
AEP35635A**	104	18.4	468.2	13.6	6.17
Tubenut					
AET4A12018B	516	15.41	288.1	3.1	1.41
AET4A12025B	387	15.41	288.1	3.1	1.41
AET4A12025B-KD	387	15.9	404.9	3.1	1.41
AET32020C	622	17.2	436.4	3.1	1.41
AET32025C	466	17.8	450.9	4.0	1.81
AET32035C	347	18.1	460.5	4.5	2.04
AET32050C	257	18.8	478.0	5.6	2.54

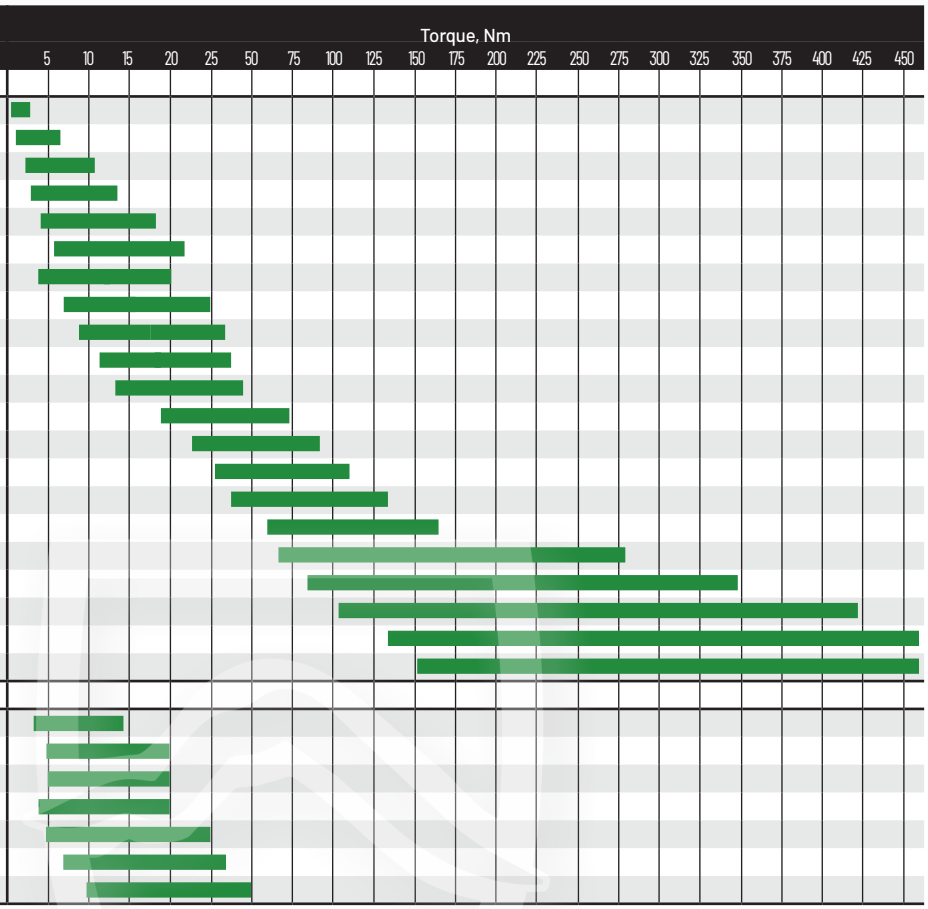

* Torque Range: 128 - 515 Nm
** Torque Range: 159 - 635 Nm

Recommended Torque Range

High Torque Series

Model Number Ending In	RPM**	Length IN	Length MM	Weight LB	Weight KG
66250B (DL)	315	12.4 - 24.8	314 - 630	9 - 12	3.9 - 5.3
66425B (DL)	165	12.4 - 24.8	314 - 630	9 - 12	3.9 - 5.3
66625B (DL)	106	12.4 - 24.8	314 - 630	9 - 12	4.1 - 5.5
66925B (DL)	72	12.4 - 24.8	314 - 630	9 - 12	4.1 - 5.5
771000B (DL)	65	12.7 - 19.4	324 - 492	13 - 16	5.9 - 7.3
771800BDL	28	18.7	475	7.5	16.5
772500B (DL)	25	14.1 - 20.8	359 - 528	15 - 18	6.8 - 8.2
872800B	9	16 - 17	406 - 430	22	10
884200B1 (DL)	12	410 - 446	16.1 - 17.6	23 - 26	10.4 - 11.8
884200B (DL)	12	410 - 446	16.1 - 17.6	24.5	11.1
885000B1	4.5	16.6 - 17.6	422 - 446	26	11.8
885000B	4.5	16.6 - 17.6	422 - 446	26	11.8
885000BDL	9.3	16.1	410	23	10.4
896500B (DL)	5 - 7	17.2 - 19.7	438 - 499	33 - 36	15 - 16.4
898100B (DL)	5	18.2 - 20.9	462 - 532	33 - 36	15 - 16.4
996500B	5.8	19.5	494	42	19
998100B (DL)	2.3	21.4	544	48	21.8
9X12000B (DL)	2	17.4 - 22.5	441 - 572	70	31.8
9Y17000B (DL)	1	15 - 18	381 - 458	94	42.6

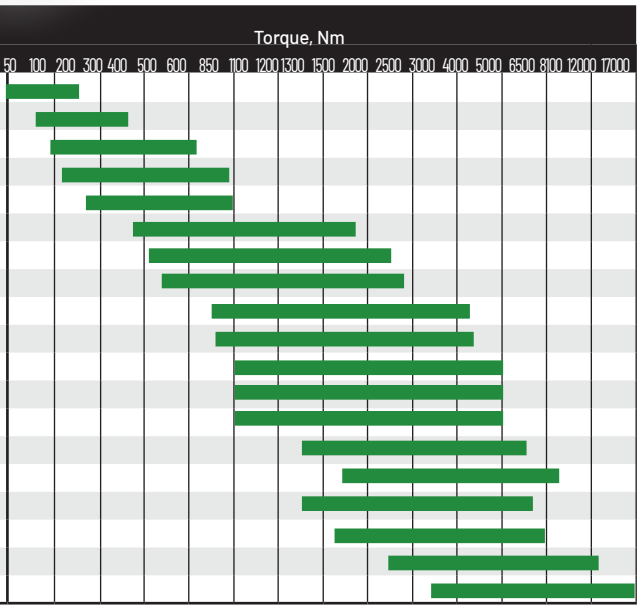

Recommended Torque Range

CABLE ASSEMBLIES

The AcraDyne DC electric nutrunner tool system uses a single cable to carry all necessary conductors for superior ergonomics and durability.

- Flexible polyurethane cover for maximum durability, abrasion and transmission fluid resistant
- Quick disconnects at both ends facilitate tool changeover and troubleshooting
- The CAN data/signal is via RJ45 for products such as the KDM socket tray or computer



Model	Description	Length M	Length Ft
Tool Cables			
24330	G3/G4 Tool Cable 3M	3	9.8
25350	G3/G4 Tool Cable 5M	5	16.4
24320	G3/G4 Tool Cable 10M	10	32.8
27110	G3/G4 Tool Cable 3M Lightweight*	3	9.8
27115	G3/G4 Tool Cable 5M Lightweight*	5	16.4
27122	G3/G4 Tool Cable 10M Lightweight*	10	32.8
Extensions			
24320	Extension cable 10M	10	32.8
25518	Extension cable 20M	20	65.6

*Lightweight cables are for use only with 1000 & 2000 Series tools.

CABLE ADAPTERS AND CONNECTORS

	Model	Description
Adapters and Connectors		
	26364	G3/G4 Right Angle Cable Adapter
	25491	G3/G4 Breakaway Cable Connector – Ensures disconnect of cable should stress in excess of 40 lbs. occur (see below)
	30355	Y Cable Harness connects G4 iAC controller and controller's I/O to tool's EC/MCCBL cable. Compatible with UA-40S(D)MC, UA-50S(D)MC, UA-60S(D)MC, UA-70SMC, and UA-150MC tools.

DATA INTERFACE OPTION

	Model	Description
Data Interface Options		
	27348	I/O Wiring Connector – Simple module to facilitate connections to I/O on iEC Controllers
	28292	System Port Cable, USB 2.0 Cable, A Male to B Male, 3M

GEN IV CONTROLLER CHOKE ASSEMBLY

	Model	Description
	32400	Choke filter for the Gen IV Controller Power Cable reduces trip occurrences of sensitive GFCI breakers

BREAKAWAY CABLE CONNECTOR

Innovative Quick Disconnect Device reduces cable damage from dropping tools or pulling cables when in use.

25491
Breakaway Cable Connector

- Easily snaps into place, using magnetic force, at either the tool or the controller
- Adjust holding force by removing or adding magnets. Max holding force is 40 lbs / 18 kg

LIGHT TOWER

23730

Cost- and energy-efficient LED light tower is visible from any direction, angle, and distance

- Two built-in alarms (FB Type) with selectable sound patterns
- Adjustable Volume (Max. 85 dB at 1 m)
- Tower includes red, yellow, green, blue, and clear lenses

FRL ASSEMBLY KIT

For use with the iAC controller, AcraDyne's FRL assembly kit includes a regulator and solenoid. The kit attaches to the controller or can operate as a stand-alone unit.



Top view

30850 FRL Assembly Kit

ANGLE TOOL BODY JACKETS

Keep tools protected with AIMCO's tool Body Jackets.

Model	Description
BJ10051	For 1000 series angle tools
BJ10052	For 2015, 2025 series angle tools
BJ10053	For 2030, 2040, 2055 series angle tools
BJ10054	For 3060, 3090 series angle tools
BJ10055	For 3120, 3200 series angle tools

SOCKET TRAYS

Socket trays, for use with iEC and UEC Controllers, are supplied with blank socket pucks machined to fit specific sockets for the application. AIMCO provides this machining as an additional service. When ordering, please specify the outer dimensions of the sockets you plan to use, and whether you would like a quote for the machining service.

- Simply remove the assigned socket to select the application to be run
- Quick and easy set up. Parameters assigned to socket position automatically
- Optional self-illuminating socket receptacles
- Delrin® blanks may be easily machined by the customer to accommodate custom socket profiling
- Nothing to break, wear out, or maintain
- Proximity sensors detect presence of socket

AMPST-2-I AMPST-6-I AMPST-6S-I

Model	Description
AMPST-2-I	2-Position Socket Tray for iEC Controllers, 2 x 1, 1.25" Socket
AMPST-2-U	2-Position Socket Tray for UEC Controllers, 2 x 1, 1.25" Socket
AMPST-4-I	4-Position Socket Tray for iEC Controllers, 2 x 2, 1.25" Socket
AMPST-4-U	4-Position Socket Tray for UEC Controllers, 2 x 2, 1.25" Socket
AMPST-6S-I	6-Position Socket Tray for iEC Controllers, 6 x 1, 1.25" Socket
AMPST-6S-U	6-Position Socket Tray for UEC Controllers, 6 x 1, 1.25" Socket
AMPST-6-I	6-Position Socket Tray for iEC Controllers, 3 x 2, 1.25" Socket
AMPST-6-U	6-Position Socket Tray for UEC Controllers, 3 x 2, 1.25" Socket
AMPST-8-I	8-Position Socket Tray for iEC Controllers, 4 x 2, 1.25" Socket
AMPST-8-IL	8-Position Socket Tray for iEC Controllers, 4 x 2, 2.0" Socket
AMPST-8-U	8-Position Socket Tray for UEC Controllers, 4 x 2, 1.25" Socket

Socket trays with 6 – 8 positions are available in varied configurations to suit workspace requirements (straight or double rows). Tell your AIMCO representative your specific requirements when inquiring.

BAR CODE SCANNER

Sturdy bar code scanners allow you to easily scan small, stacked, or poorly printed, one-dimensional bar codes. Kit includes a cradle, power supply, and USB/Ethernet cable.

28859
Bluetooth®-Enabled
Scanner Kit

- Scratch proof, tempered glass exit window
- Single-circuit board construction eliminates common interconnection failures
- Industrial long-life charging contacts can withstand 250,000+ insertions into cradle
- Wireless scanner enables users to hold scanner at any angle

Model	Description
20400	RS232 Barcode Reader Kit
28859	RS232 Wireless Barcode Reader Kit

CONTROLLER BRACKETS

20853

27816

Model	Description
20853	Table stand free standing platform
27816	Mounting bracket with internal wireways

TOOL BAILS

- AcraDyne's spring bails are designed for use with any of the AcraDyne 1000, 2000, or 3000 Series tools
- Spring bails snap on quickly and firmly at any place on the body of the tool for perfect balance and secure suspension

	Model	Description
	27791	Rotating Bail Assembly for 1000 Series Tools
	26568	Cable Bail to Hang Tool Vertically for Gen III Cables
	21208	Spring Bail for 2000 Series Tools
	23662	Rotating Bail for 2000 Series Tools
	23575	Rotating Bail for 3000 Series Tools

MOUNTING BRACKETS

	Model	Description
	25717	Mounting Bracket for 1000 Series Angle Tools
	25843	Mounting Bracket for 1000 Series Push-To-Start Tools
	26443	Mounting Bracket for 1000/2000 Series Straight and Pistol Tools
	24924	Mounting Flange for 1000/2000 Series Straight and Pistol Tools
	28622	Mounting Flange for 2000 Series Inline Tools
	30351	Mounting Bracket, Drive End for 2000 Series Inline Tools
	25718	Mounting Bracket for 3000/5000 Series Angle Tools
	26570	Mounting Bracket for 3000/5000 Series Straight Tools
	26394	Mounting Flange for 5000 Series

TOOL STORAGE

Tool baskets and tool hangers are a great way to keep a tool in place when not being used.

UNIVERSAL TOOL BASKET

Interchangeable among angle head and pistol grip tool models throughout the industry.

21226

VERTICAL TOOL HANGER

Designed for AcraDyne Gen 1/Gen 2 tools.

21159

AcraDyne Cordless AB Series
INNOVATIVE TOOLS IN A POWERFUL PACKAGE

AcraDyne's high-performance cordless tools deliver precise torque and/or angle to the fastener. Innovative technology guarantees repeatable torque results every time, ensuring you meet your most important goal — creating quality products. The tools are available in two model types:

1 AB-MTA
Clutch Shut-Off Tool

Measures Torque and Reports Angle

2 AB-CTA
Transducer Shut-Off Tool

Controls Torque and Angle

FEATURES AND BENEFITS OF ALL AB TOOLS

- Self-Controlling Tools
  Can run stand alone or in conjunction with an iBC ACE Platform controller as a line interface (see page 12)
- Tool programming done with no-cost AcraDyne Tool Manager software using USB cable interface to PC
- Selectable vibration alarm provides tactile feedback
- 99 programs with 6 steps per program available
- Job functionality for sequencing and/or bolt counting
- Programmable
  - Torque
  - Angle
  - RPM
  - Time
  - Fastening direction
- Multicolor LED status screen
- 150,000 results stored on-board

TORQUE RANGES

AB-MTA

- Pistol Tool: 1.0 – 17 Nm
- Straight Tool: 1.0 – 17 Nm
- Angle Tool: 2.5 – 115 Nm

AB-CTA

- Pistol Tool: 1.5 – 3,000 Nm (torque range for pistol tools includes Ultra Torque models on page 53)
- Straight Tool: 1.5 –1 7 Nm
- Angle Tool: 1.5 – 120 Nm
- Tubenut Tool: 3.0 – 20 Nm

MTA Series

Measures Torque and Reports Angle

The AB-MTA Series controls torque to the fastener with a precision Clutch Shut-Off mechanism. This technology increases productivity by allowing the tool to run at higher speeds and with minimal overshoot. The highly accurate clutch reduces torque reaction transmitted to the operator through its speed of shut-off at the moment reaction forces are generated.

For simple adjustment, the MTA series provides easy clutch access.

AcraDyne Cordless AB-MTA Series Tools

Model	Torque Range NM	Torque Range FT-LB	Max Speed RPM	Drive Type	Weight W/O Battery KG	Weight W/O Battery LB	Tool Dimensions A IN	A MM	B IN	B MM	C IN	C MM	D IN	D MM
Pistol														
ABP-MTA06(Q)(WQ)(BQ)(WBQ)	1.0 - 6	0.8 - 4.4	1,100	1/4" QC	1.25	2.75	9.1	230	1.02	26	8.56	218	4.5	115
ABP-MTA12(Q)(WQ)(BQ)(WBQ)	2.3 - 12	1.7 - 8.9	629	1/4" QC	1.25	2.75	9.1	230	1.02	26	8.56	218	4.5	115
Straight														
ABS-MTA06(Q)(WQ)(BQ)(WBQ)	1.0 - 6	0.8 - 4.4	1,100	1/4" QC	1.0	2.2	17.2	437	3.19	81	0.79	20	4.5	115
ABS-MTA12(Q)(WQ)(BQ)(WBQ)	2.3 - 12	1.7 - 8.9	629	1/4" QC	1.1	2.4	17.2	437	3.19	81	0.79	20	4.5	115
Angle														
ABN-MTA10(W)(B)(WB)	2.5 - 10	1.9 - 7.4	629	3/8" Sq.	1.35	3.0	17.9	455	3.94	100	1.12	29	4.5	115
ABN-MTA55(W)(WB)	13 - 55	9.6 - 40.6	94	3/8" Sq.	2.7	6.0	22.5	572	7.7	196	1.65	42	4.5	115
ABN-MTA85(W)(B)(WB)	23 - 85	17 - 63	70	3/8" Sq.	2.9	6.4	25.9	658	10.2	259	1.8	46	4.5	115

W = WiFi option B = Barcode option Q = Quick Change

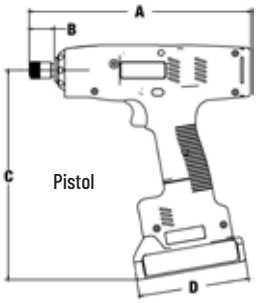

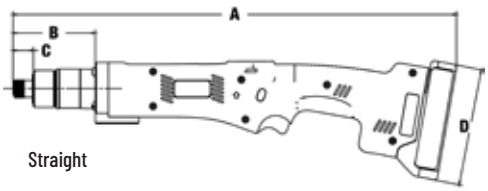

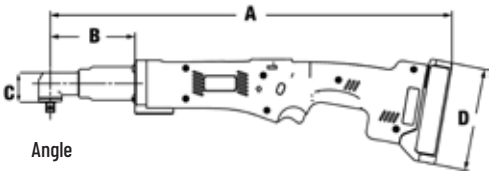

CTA Series

Controls Torque and Angle

The AB-CTA Series provides the most sophisticated option in the AcraDyne cordless tool line. The Transducer Shut-Off means precise torque measurement with high accuracy and traceable results. Transducer shut-off allows speed adjustment and provides the ability to reject conditions such as cross threads and double hits on a fastener.

AcraDyne Cordless AB-CTA Series Tools

Model	Torque Range NM	Torque Range FT-LB	Max Speed RPM	Drive TYPE	Weight W/O Battery KG	Weight W/O Battery LB	Tool Dimensions A IN	A MM	B IN	B MM	C IN	C MM	D IN	D MM	E	
Pistol																
ABP-CTA12(Q)(WQ)(WBQ)	1.5 - 12	1.1 - 8.9	629	1/4" QC	1.15	2.5	9.1	230	1.02	26	8.56	218	4.5	115	–	–
ABP-CTA17(Q)(WQ)(WBQ)	3 - 17	2.2 - 12.5	449	1/4" QC	1.15	2.5	9.1	230	1.02	26	8.56	218	4.5	115	–	–
For 120 — 5,000 Nm Pistol Tools, see Ultra Torque models on page 53																
Straight																
ABS-CTA12(WQ)	1.5 - 12	1.1 - 8.9	570	1/4" QC	0.95	2.1	17.2	437	3.19	81	0.79	20	4.5	115	–	–
Angle																
ABN-CTA10(W)(B)(WB)	1.5 - 10	1.1 - 7.4	570	1/4" Sq.	1.35	3.0	17.9	455	3.94	100	1.12	29	4.5	115	–	–
ABN-CTA12(W)(B)(WB)	2.5 - 12	1.8 - 8.9	420	3/8" Sq	1.4	3.1	18.1	461	4.14	105	1.29	33	4.5	115		
ABN-CTA20(W)(B)(WB)	5 - 20	3.7 - 14.8	300	3/8" Sq.	1.2	2.6	18.1	461	4.14	105	1.29	33	4.5	115	–	–
ABN-CTA30(W)(B)(WB)	8 - 30	5.9 - 22.1	170	3/8" Sq.	1.2	2.6	21.6	547	7	179	1.65	42	4.5	115	–	–
ABN-CTA55(W)(B)(WB)	15 - 55	11.1 - 40.6	90	3/8" Sq.	1.4	3.1	23.1	587	8.61	219	1.65	42	4.5	115	–	–
ABN-CTA90(W)	25 - 90	18.4 - 66.6	60	1/2" Sq.	2.9	6.4	25.9	658	11.4	290	1.91	49	4.5	115	–	–

W = WiFi option B = Barcode option Q = Quick Change

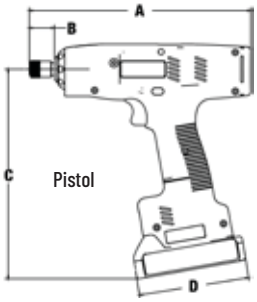

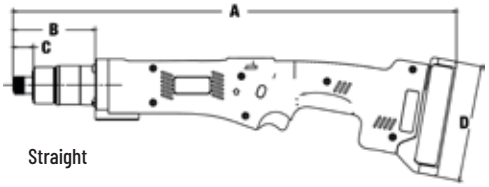

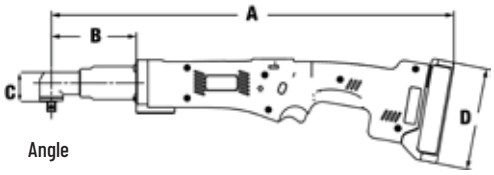

Tubenut models also available. Contact an AIMCO Customer Service Associate for more details, 1-503-254-6600, or toll free 1-800-852-1368.

Ultra Torque AB-CTA Series

Unmatched Accuracy for Higher-Torque Applications

FEATURES AND BENEFITS

- Transducerized for precise delivery of torque and angle to the fastener
- Usable stand-alone or with AcraDyne iBC series Controller for line controls and/or data integration with QMS systems
- Sophisticated control set with AcraDyne Tool Manager program with 99 PSETS available
- Operator feedback with OLED screen, audible and tactile feedback
- Wide variety of strategies, including:
  - Torque
  - Angle
  - Torque Plus Turn
  - Torque Minus Turn
- Available with Two-Hand, No Tie Down Button to ensure operator safety from accidental contact with reaction bar
- Standard Offset, Deep Offset, and Flat Reaction Bars available. Custom reaction bars available by request
- Tool supplied with one battery (P/N AB-B1850LI), see page 54 and standard reaction bar. Charger (see page 54) is purchased separately:
  - AB-C18110 (120VAC) Charger or
  - AB-C18220 (220VAC) Charger

ABP-CTA3000WDL
Operator Safety: Dual Trigger Option with Two-Hand, No Tie Down Button prevents accidental contact with reaction bar

AcraDyne Cordless ABP-CTA Ultra Torque Series Tools

Model	Max Torque NM	Max Torque FT-LB	Max Speed RPM	Length MM	Length IN	Weight	Gearbox Diameter MM	Gearbox Diameter IN
Pistol								
ABP-CTA120W	120	89	68	335	13.2	w/out battery: 3.7 kg / 8.04 lb w/battery: 4.3 kg / 9.44 lb	67	2.6
ABP-CTA250W	250	185	27	335	13.2	w/out battery: 3.7 kg / 8.04 lb w/battery: 4.3 kg / 9.44 lb	67	2.6
ABP-CTA450W	450	332	14	335	13.2	w/out battery: 3.7 kg / 8.04 lb w/battery: 4.3 kg / 9.44 lb	67	2.6
ABP-CTA650W	650	480	9.4	335	13.2	w/out battery: 3.7 kg / 8.04 lb w/battery: 4.3 kg / 9.44 lb	67	2.6
ABP-CTA950(W)	950	700	6.4	335	13.2	w/out battery: 3.7 kg / 8.04 lb w/battery: 4.3 kg / 9.44 lb	67	2.6
ABP-CTA1400W	1,400	1,000	4	338	13.3	w/out battery: 4.0 kg / 8.85 lb w/battery: 5.1 kg / 11.25 lb	77.5	3.1
ABP-CTA3000W	3,000	2,200	2.1	374	14.7	w/out battery: 5.6 kg / 12.31 lb w/battery: 6.2 kg / 13.71 lb	77.5	3.1
ABP-CTA5000	5,000	3,688	1.3	418	16.5	w/out battery: 7.9 kg / 17.4 lb w/battery: 8.5 / 18.8 lb	91.2	3.6

W = WiFi

AB-B1850LI Battery

AB-C18110
Battery Charger

Batteries & Chargers

BATTERIES

- Li-Ion for best energy density
- Deep-discharge protection prevents battery failure
- All AB models utilize the same battery connection and chargers
- Batteries available in 2.5 Ah or 5.5 Ah

AB-B1825LI

AB-B1850LI

Battery Model #	Voltage	Type	Capacity	Weight
AB-B1825LI	18V	Li-Ion	2.5 Ah	.8 Lb/.35 kg
AB-B1850LI	18V	Li-Ion	5.0 Ah	1.3 Lb/.6 kg

AB-C18110

BATTERY CHARGERS

- Battery defect detection
- Microprocessor-controlled charging: Charging time is dependent on the capacity of the battery
- Reverse polarity protection
- Automatic battery voltage detection
- Multi-bay charger includes battery adapters
- All AB models use the same batteries and chargers

AB-C18-4W

Model	Description	Output	Input	Charging Time	Dimensions (W/O Battery)	Weight
AB-C18110	Quick-charge unit for 110V	14.4V – 18V, 3.0A	110VAC, 50-60Hz	Max 55 min for 2.5 Ah battery	3.39" (W) x 4.21" (H) x 6.02" (D) 86 mm (W) x 107 mm (H) x 153 mm (D)	1.2 Lb/.55 kg
AB-C18220	Quick-charge unit for 220V	14.4V – 18V, 3.0A	220-240VAC, 50-60Hz	Max 55 min for 2.5 Ah battery	3.39" (W) x 4.21" (H) x 6.02" (D) 86 mm (W) x 107 mm (H) x 153 mm (D)	1.2 Lb/.55 kg
AB-C18-4W	4-bay charge unit for 100-240VAC	14.4V – 18V, 3.0A	100-240VAC, 50-60Hz	Max 55 min for 2.5 Ah battery	21.2" (W) x 7.2" (H) x 10.2" (D) (incl. feet) 539 mm (W) x 182 mm (H) x 260 mm (D) (incl. feet)	16.8 Lb/7.6 kg

AB-PCOLRING

COLOR INDEX RINGS

Colored rings on AB Series tools make it easy to determine tool torque with a quick glance. Set comes with four colors: blue, yellow, red, and silver.

SUSPENSION BAIL

Bails attach to tool body for perfect balance and secure suspension.

AB-PBAIL

MULTIPLE NUTRUNNING SYSTEMS

AIMCO can integrate the AcraDyne tool spindle into a customized Multiple Nutrunning system. From simple systems vertically suspended above the part, to assembly stations that integrate with your line, AIMCO can effectively accommodate your project.

LET US KNOW YOUR REQUIREMENTS AND WE WILL PROPOSE A SOLUTION TAILORED TO YOUR NEEDS.

FEATURES AND BENEFITS

- Nutrunner sequencing - Allows nutrunners to be sequenced at each phase of the tightening process, providing even distribution of torque and load to each fastener. This prevents part damage and distortion
- Snug threshold, final torque in one pass - No need for multiple torque stage sequencing. Fixtured nutrunners save time and effort
- No missed fasteners - Multiple nutrunners have a spindle dedicated to each location, ensuring quality on every rundown on every bolt
- Better residual torques - Synchronized controlled fastening allows residual torque levels to be consistent with the dynamic torque specification
- Saving in cycle time - Compared to using a single nutrunner tool with many rundowns, running all fasteners simultaneously reduces in-station cycle time
- Cost saving benefits - Saving installation cycle time frees operators to handle additional tasks and potentially reduce labor costs
- Collect data — Most common methods of collecting data for quality control and statistical analysis can be implemented from a serial data string using RS232 to formatted data from a network database

INDUSTRY APPLICATIONS

- Harvester chain-pull assembly, 2-spindle
- Engine flywheel assembly, 3-spindle
- Wheel lug nut assembly, 4-spindle
- Axle u-bolt assembly, 4-spindle
- Gasoline generator assembly, 6-spindle
- Lawn mower motor assembly, 7-spindle
- Air-cooled small vehicle engine assembly, 10-spindle

AIMCO
WWW.AIMCO-GLOBAL.COM

AIMCO can provide customized tooling solutions for even the most unique applications. Let us propose a solution tailored to your needs. Contact an AIMCO Customer Service Associate for more details, 1-503-254-6600, or toll free 1-800-852-1368.

Uryu Controlled Pulse Tools Offer Ergonomic Solutions for Precise Quality Control and High Productivity

MAGNETOSTRICTIVE TRANSDUCER

Uryu's unique feature, a brushless Magnetostrictive Transducer, provides real time monitoring of torque delivered to the fastener that is then used by the tool controller in managing the delivery of torque.

The Magnetostrictive Torque Transducer is a non-contact system consisting of the tool anvil surrounded by a pair of sensor coils providing accuracy and durability in a tightening process. This system is accurate and robust in detecting dynamic torque application while fastening.

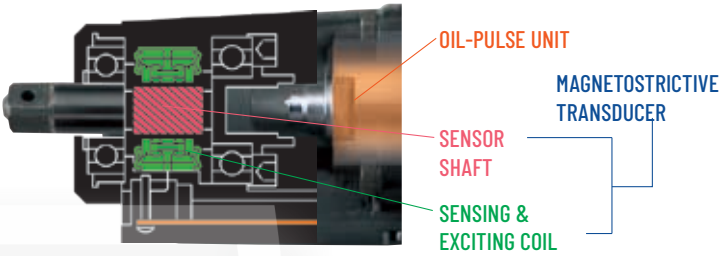

When torque is applied to the tool anvil, tensile stress is detected by the coils as changes in the magnetic field. These magnetic field changes are analyzed and converted to torque signals that a controller uses to shut off the tool.

AUTO RELIEF TECHNOLOGY

URYU's patented Auto Relief Technology ensures smooth delivery of torque during pulse tool operation.

A relief valve within the pulse unit manages the pressurization of the pulse unit fluid in a proportional manner. This modulation begins the application of torque energy to the fastener in a more controlled manner than has ever before been possible. A benefit of this technology is the elimination of an initial torque spike generated by the inertial mass of the pulse unit which, prior to bolt seating, is influenced by the inertia of the spinning mass.

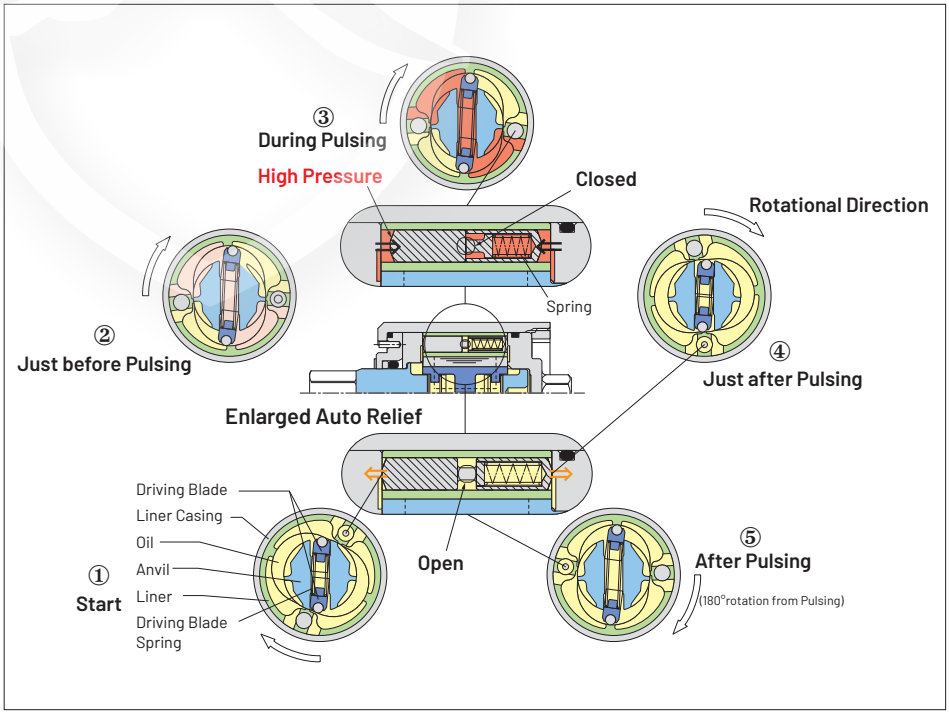

Uryu's Auto Relief system dynamically responds to the joint condition resulting in more pulses, shorter in duration to meet the target torque. This leads to more accurate fastening over a wide variety of application demands.

UA-MC PNEUMATIC PULSE SERIES ∈



FEATURES AND BENEFITS

- Auto Relief Technology provides additional torque control during pulsing events
- External solenoid valve increases power-to-weight ratio by 20%
- Magnetostrictive Transducer provides durability with low size and weight
- All models work with any UEC Series controller and can connect to a wide range of network protocols when used with an AcraDyne iAC series controller
- With torque reaction virtually non-existent, allowing for one-handed operation, the UA-MC provides significantly increased ergonomics

CONTROLLER OPTIONS



URYU UEC-4801A Controller (see page 63)

URYU UEC-5500 Controller for multiple spindles (see page 64)

Gen IV iAC Controller for transducerized Uryu air tools (see page 11)

UA-MC Pneumatic Pulse Tools

Recommended air pressure: 85 PSI

Model	Torque Range NM	Torque Range FT-LB	Free Speed RPM	Length MM	Length IN	Weight LB	Weight KG	Drive Size IN	Air Usage CFM
Pistol Type									
UA-40MC	6.8 - 12.0	5.0 - 8.8	3,600	170	6.7	2.4	1.1	3/8	7.0
UA-40DMC	6.9 - 12.0	5.0 - 8.8	3,600	170	6.7	2.4	1.1	1/4 QC	7.0
UA-50MC	16.6 - 29.0	12.2 - 21.4	4,250	170	6.7	2.4	1.1	3/8	8.8
UA-50DMC	16.6 - 29.0	12.2 - 21.4	4,250	170	6.7	2.4	1.1	1/4	8.8
UA-60MC	25.1 - 44.0	18.5 - 32.5	5,000	175	6.9	2.5	1.1	3/8	14.0
UA-70MC	28.5 - 50.0	21.0 - 37.0	5,700	187	7.4	2.7	1.2	3/8	15.8
UA-80MC	40.0 - 60.0	29.6 - 44.4	6,000	195	7.7	3.4	1.6	3/8	16.8
UA-90MC	45.7 - 80.0	33.8 - 59.2	5,500	203	8.0	3.7	1.7	1/2	18.6
UA-100MC	51.4 - 90.0	38.0 - 66.6	5,200	215	8.5	4.5	2.1	1/2	19.3
UA-130MC	74.2 - 130.0	54.9 - 96.2	4,500	233	9.2	6.2	2.8	1/2	25.6
UA-150MC	150 - 220	111 - 163	4,350	251	9.9	8.8	4.0	3/4	24.7
Straight Type									
UA-40SMC	7.0 - 13.0	5.2 - 9.6	3,600	246	9.7	2.7	1.2	3/8	7.0
UA-40SDMC	5.0 - 12.0	3.7 - 8.9	3,600	246	9.7	2.7	1.2	1/4	7.0
UA-50SMC	11.0 - 25.0	8.1 - 18.5	4,250	246	9.7	2.7	1.2	3/8	8.8
UA-50SDMC	9.0 - 23.0	6.7 - 17.0	4,250	246	9.7	2.7	1.2	1/4	8.8
UA-60SMC	18.0 - 38.0	13.3 - 28.1	5,000	252	10.0	2.9	1.3	3/8	14.0
UA-60SDMC	16.0 - 34.0	11.8 - 25.2	5,000	252	10.0	2.9	1.3	1/8	14.0
UA-70SMC	30.0 - 50.0	22.2 - 37.0	5,700	265	10.4	3.1	1.4	3/8	15.8

Air Inlet: 1/4" N.P.T. Recommended Air Hose Size: 1/4" I.D. for UA-40MC - UA-50MC 3/8" I.D. for UA-60MC - UA-100MC 1/2" I.D. for UA-130MC - UA-150MC

* ∈ logo indicates where ERGO-DRIVE sockets/extensions benefit tool operation.

UA-AMC PNEUMATIC PULSE SERIES

UA-500AMC

UA-1300AMC

FEATURES AND BENEFITS

- The UA-AMC features angle measurement for improved process control
- Virtually no torque reaction
- Detects cross threading, double hits on the same fastener, stripped and damaged fastener threads, and incorrect fasteners in an application
- Transducer integrated resolver
- Patented Auto Relief Technology provides smooth torque delivery during pulsing events
- Triple chamber air motors for high power output in UA-400AMC, UA-500AMC, and UA-600AMC models

CONTROLLER OPTIONS

URYU UEC-4801A Controller (see page 63)

URYU UEC-5500 Controller for multiple spindles (see page 64)

Gen IV iAC Controller for transducerized Uryu air tools (see page 11)

UA-AMC Pneumatic Pulse Tools

Recommended air pressure: 85 PSI

Model	Torque Range NM	Torque Range FT-LB	Free Speed RPM	Length MM	Length IN	Weight LB	Weight KG	Drive Size IN	Air Usage CFM
UA-400AMC	7 - 13	5.2 - 9.6	3,600	193.0	7.6	3.0	1.4	3/8	7.0
UA-500AMC	11 - 25	8.1 - 18.4	4,250	193.0	7.6	3.0	1.4	3/8	8.8
UA-600AMC	18 - 38	13.3 - 28.0	5,000	198.5	7.8	3.1	1.4	3/8	14.0
UA-700AMC	30 - 50	22.1 - 36.9	5,700	207.5	8.2	3.3	1.5	3/8	15.8
UA-800AMC	40 - 60	29.5 - 44.3	5,300	215.5	8.5	3.7	1.7	3/8	16.8
UA-900AMC	40 - 80	29.5 - 59.0	5,500	227.5	9.0	4.7	2.2	1/2	18.6
UA-1000AMC	50 - 90	36.9 - 66.4	5,200	235.0	9.3	5.4	2.5	1/2	19.3
UA-1300AMC	85 - 130	62.7 - 95.9	4,500	256.5	10.1	7.2	3.3	1/2	25.6

Air Inlet: 1/4" N.P.T. Recommended Air Hose Size: 1/4" I.D. for UA-400AMC - UA-500AMC 3/8" I.D. for UA-600AMC - UA-1000AMC 1/2" I.D. for UA-1300AMC

* logo indicates where ERGO-DRIVE sockets/extensions benefit tool operation.

ACRA-PULSE MC PNEUMATIC PULSE SERIES

UXR-1820MC

UXR-2400SMC

FEATURES AND BENEFITS

- Electronically controlled built-in shut-off valve stops tool as soon as target torque is reached
- LED indicator shows Good or No Good after each tightening

CONTROLLER OPTIONS

URYU UEC-4801A Controller (see page 63)

URYU UEC-5500 Controller for multiple spindles (see page 64)

Gen IV iAC Controller for transducerized Uryu air tools (see page 11))

UXR-MC Series Tools

Recommended air pressure: 85 PSI

Model	Torque Range NM	Torque Range FT-LB	Free Speed RPM	Length MM	Length IN	Weight LB	Weight KG	Drive IN	Noise Level dB(A)	Air Usage CFM
Pistol										
UXR-1820MC	160 - 250	117.8 - 183.7	4,600	322	12.7	12.3	5.5	3/4 SQ.	84	24.7
UXR-2000MC	250 - 400	184.4 - 295.1	4,600	355	14	17.6	8.0	3/4 SQ.	85	33.6
Inline										
UXR-2400SMC	350 - 600	258.2 - 442.7	3,300	457	18.0	27.6	12.5	1.0 SQ.	85	35.3

* External Solenoid Valve (909-749-0) Required Air Hose Size: 3/8" I.D. Air Inlet: N.P.T. 1/4" N.P.T. 3/8" for UXR-1820MC N.P.T. 1/2" for UXR-2400SMC

UDP-MC TRANSDUCERIZED ELECTRIC PULSE SERIES

UDP-A600LMC

UDP-A700MC

UDP-A100MC
UDP-A120MC

FEATURES AND BENEFITS

- High speed for increased productivity
- Virtually no torque reaction
- Magnetostrictive Transducer provides durability with low size and weight
- Auto relief pulse mechanism for measured application of tightening energy
- Automatic Ventilation System: Cooling fan is activated automatically when pulling the throttle trigger, which reduces heat and increases duty cycle

CONTROLLER OPTIONS

URYU UECP-4810 controller with integrated tool driver (see page 65)

Gen IV iPC Controller for transducerized Uryu DC pulse (see page 12)

UDP-MC Series Tools

Model	Type	Torque Range NM	Torque Range FT-LB	Free Speed RPM	Weight LB	Length IN	Drive IN	Sound Level dB(A)	Cable Assembly Connects Tool To Controller
UDP-A600LMC	Transducerized	4 - 20	3 - 14.8	4,800	3.4	8.4	3/8 SQ.	74	910-807-0 (5 meter) 910-808-0 (10 meter)
UDP-A700MC	Transducerized	10 - 50	7.4 - 37	4,800	3.9	9.5	3/8 SQ.	76	
UDP-A100MC	Transducerized	45 - 100	33.3 - 74	4,800	6.3	9.8	1/2 SQ	76	
UDP-A120MC	Transducerized	55 - 120	40.5 - 88.4	4,800	6.3	9.8	1/2 SQ	78	910-567-0 (5 meter) 910-568-0 (10 meter) 910-569-0 (15 meter) 910-625-0 (20 meter)

* ϵ logo indicates where ERGO-DRIVE sockets/extensions benefit tool operation.

Revolutionary UBX-AF Battery Tools

Quantum Leap Forward in Hydraulic Pulse Technology Coupled with a PRECISE Transducerized Battery Tool

UBX-AF Series Sut-Off Battery Oil Pulse Tool incoporates an innovative Phoenix Pulse Unit with more efficient blades and elimination of springs, which ***lengthens service intervals by as much as 400%*** with a high degree of accuracy and nearly reaction-free operation

FEATURES AND BENEFITS

- On-board LED indicates fastening results
- Short duration, non-mechanical pulsing delivers torque to the fastener with near reaction-free feel. High pulse frequency and crisp tool shut off results in accurate delivery of torque
- Number of fastenings per minute (on average). Fastening time 0.5 sec.:
  - UBX-AF500Z: 11 — UBX-AF700Z: 9
  - UBX-AF600Z: 10 — UBX-AF900Z: 6
- Fastener quantity per full charge (on a B joint with 1 sec or less freerun):
  - UBX-AF500Z: 440
  - UBX-AF600Z & UBX-AF700Z: 320
  - UBX-AF900Z: 450
- Elliptical movement within pulse unit produces more power per pulse
- Cycle times on most joints are reduced for more efficient production
- Fluid costs reduced by as much as 40% (using OEM recommended fluid)
- Clear & concise data connectivity when integrated with tool controllers



UBX-AFZ Series Tools

Model*	Nominal Bolt Size MM	Nominal Bolt Size IN	Torque** NM	Torque** FT-LB	Weight W/O Battery KG	Weight W/O Battery LB	Free Speed RPM	Length MM	Length IN	Sq. Drive IN
UBX-AF500Z	6 - 8	1/4 - 5/16	5 - 20	3.7 - 14.8	1.52	3.35	3,600	219	8.7	3/8
UBX-AF600Z	8 - 10	5/16 - 3/8	15 - 40	11.1 - 29.5	1.52	3.35	4,800	219	8.7	3/8
UBX-AF700Z	8 - 12	5/16 - 1/2	25 - 60	18.4 - 44.3	1.56	3.44	4,800	219	8.7	3/8
UBX-AF900Z	10 - 12	3/8 - 1/2	35 - 72	25.8 - 53	1.81	4.0	4,800	255	10	1/2

* Base model comes with no battery. Batteries are available separately or in tool/kit combinations.
Add "B" to end of the model number to order 1 tool with 1 battery. Add "KIT" to the end of the model number to order a tool kit, which includes 1 tool, 2 batteries, and 1 battery charger.
** Torque range varies depending on the battery size in use.

CONTROLLER OPTIONS

URYU UCC-100Z controller with integrated tool driver (see page 66)

AcraDyne iBC-Z

Gen IV iBC-Z Controller for transducerized UBX-AF series (see page 12)

UBX-AFZ Series Batteries and Battery Charger

Battery Model #*	Description	Voltage	Type	Capacity
EYFB32	Battery for UBX-AF500Z	10.8 V	Li-Ion	2.0Ah
EYFB41	Battery for UBX-AF600Z & UBX-AF700Z	14.4V	Li-Ion	2.0Ah
EYFB43B	Battery for UBX-AF600Z & UBX-AF700Z (available for additional cost)	14.4V	Li-Ion	4.0Ah
EYFB50	Battery for UBX-AF900Z	18V	Li-Ion	5.0Ah

* 4.0Ah battery also available, Part #EYFB43B

Battery Charger: EYOL82B

Charger Model #	Description	Weight	Input Voltage	Dimensions	Battery Capacity
EYOL82B	Li-Ion battery charger	0.93 kg (2.0 lbs)	120VAC	9.3" D x 7.1" W x 3.6" H	3.0 - 4.2Ah

STATE-OF-THE-ART CONTROLLERS FOR PULSE TOOLS

URYU UEC Controllers are available in several models, depending on the tool used and desired features:

- UEC-4801A: Compatible with UA-MC/SMC/AMC, and UXR-MC/SMC series. Single spindle control.
- UEC-4801A-ANGLE: Compatible with UA-MC/SMC/AMC, and UXR-MC/SMC series. Single spindle control with angle monitoring.
- UEC-5500: Multi-spindle capability, compatible with UA-MC/SMC/AMC and UXR-MC/SMC tools
- UECP-4810: Integrates UEC-4801A and Tool Driver. Compatible with UDP-MC tools only. Programmable from front panel or PC – no separate touchpad module or cable required
- UCC-100Z: Compatible with UBX-AF battery pulse series only

URYU UEC Controllers						
		UEC-4801A	UEC-4801A-ANGLE	UEC-5500	UECP-4810	UCC-100Z
		Single-Spindle Control	Single-Spindle Control with Angle Monitoring	Multi-Spindle Control	Integrated UEC-4801A Controller and Tool Driver for UDP Series Tools	Built-in Wireless unit for UBX-AF Series Tools
Tool Series						
UA-MC/SMC Series: Pneumatic Pulse Tools		X	X	X		
UA-AMC Series: Pneumatic Pulse Tool			X	X (with angle encoder board)		
UXR-MC/SMC Series: Pneumatic Pulse Tool		X		X		
UDP-MC Series: Electric Oil-Pulse Tool					X	
UBX-AF Series: Battery Pulse Tool						X

UEC-4801A CONTROLLER

UEC-4801A

FEATURES AND BENEFITS

- Low-cost LCD front panel
- 12,000 data point memory
- On-screen statistical readout. Statistical data can be graphed when connected to a PC. PC Windows-base software included.
- 16 parameter sets available
- Programmable I/O options
- Built-in Ethernet connectivity
- Can be used with Oil-Pulse Tools fitted with a Magnetostrictive Transducer: UA-MC/SMC/AMC series and UXR-MC/SMC Series
- Tracks cumulative fastening numbers and pulse numbers from the start of operation
- Highly reliable torque control and monitor
- MiniSD card slot on back panel allows you to save and read fastening and torque wave data
- UEC-4801A-ANGLE model includes angle monitoring capabilities

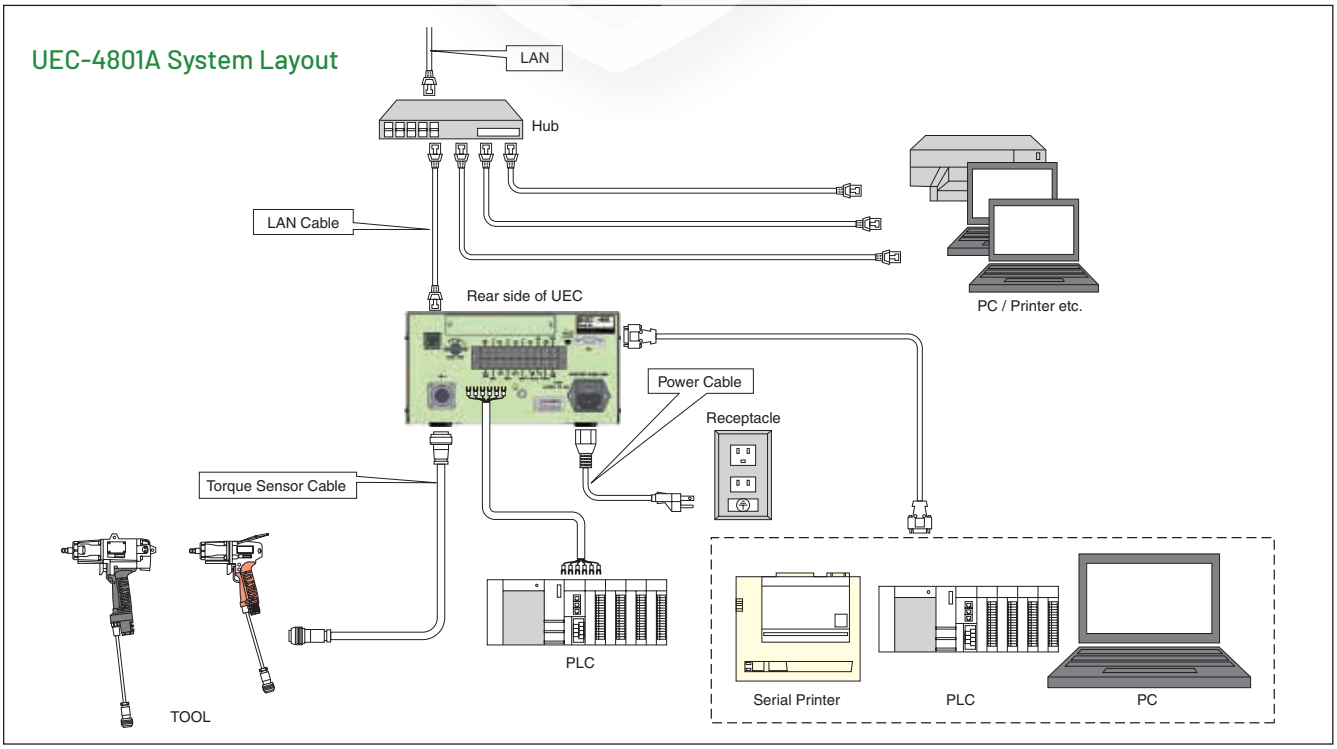

UEC-5500 CONTROLLER

UEC-5500

USE UEC-5500 WITH THE FOLLOWING TOOLS

UA-MC Series

UA-SMC Series

UXR-SMC Series

UXR-MC Series

UEC-5500

FEATURES AND BENEFITS

Multi-spindle controller that includes all of the features of the UEC-4801A model, plus it can control 4 spindles simultaneously.

- Easy programming with removable key pad
- 20,000 data point memory per spindle

UEC-5500 System Layout

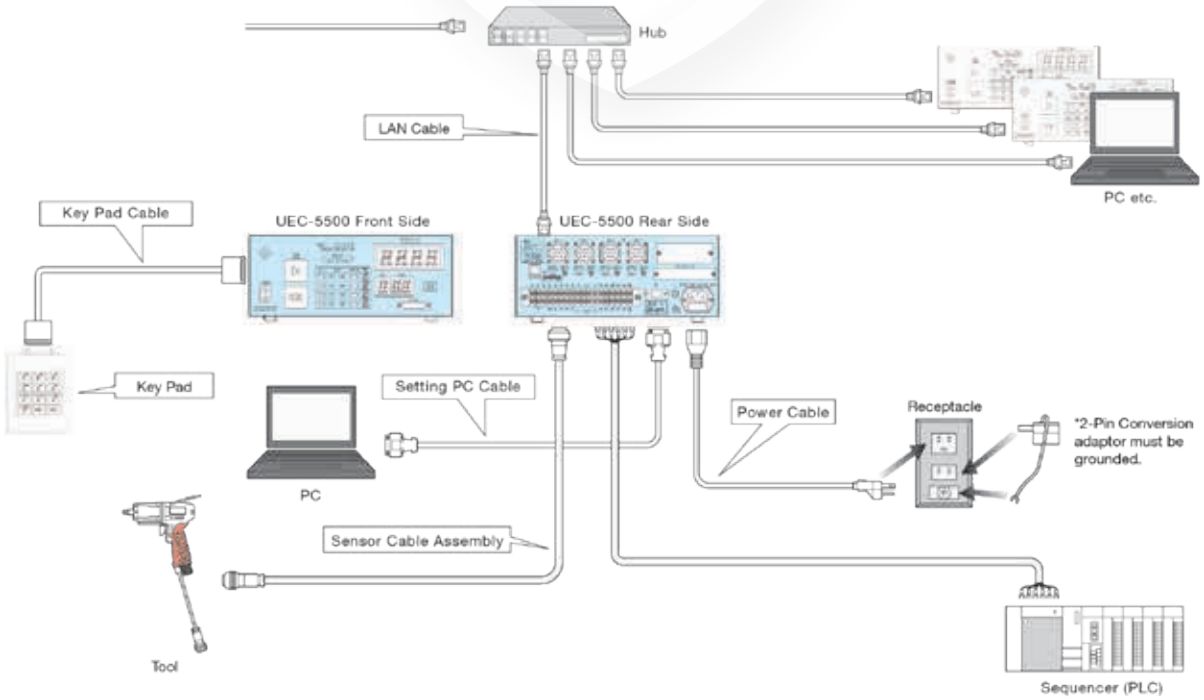

UECP-4810 CONTROLLER

UECP-4810A

USE UECP-4810 WITH THE FOLLOWING TOOLS

UDP-MC Series

UECP-4810

FEATURES AND BENEFITS

- Used exclusively for UDP series tools
- Integrates Tool Driver and UEC-4801A Controller – no separate box
- Windows-based PC software included
- Programmable tool speeds
- Motor setting:
  - Motor current can be set in four steps
  - Motor rotational speed can be set in 100 rpm increments
- Fastening error detection and fastener number countdown functions ensure seamless operation
- Allows setup or changeover of fastening torque and fastening number count
- Tool's maintenance is possible by counting both total cycle numbers (how many fasteners) and/or total pulse numbers.
- Input/Output check and error messages can be checked from your PC or the front panel, which will notify you with a buzzer
- Set up and monitor various control values. Values can be set either on the front panel or on the PC
- Ethernet (TCP/IP) capable. Upload and receive setting values. Upload fastening result/waveform data through PC software

UECP-4810(A) System Layout

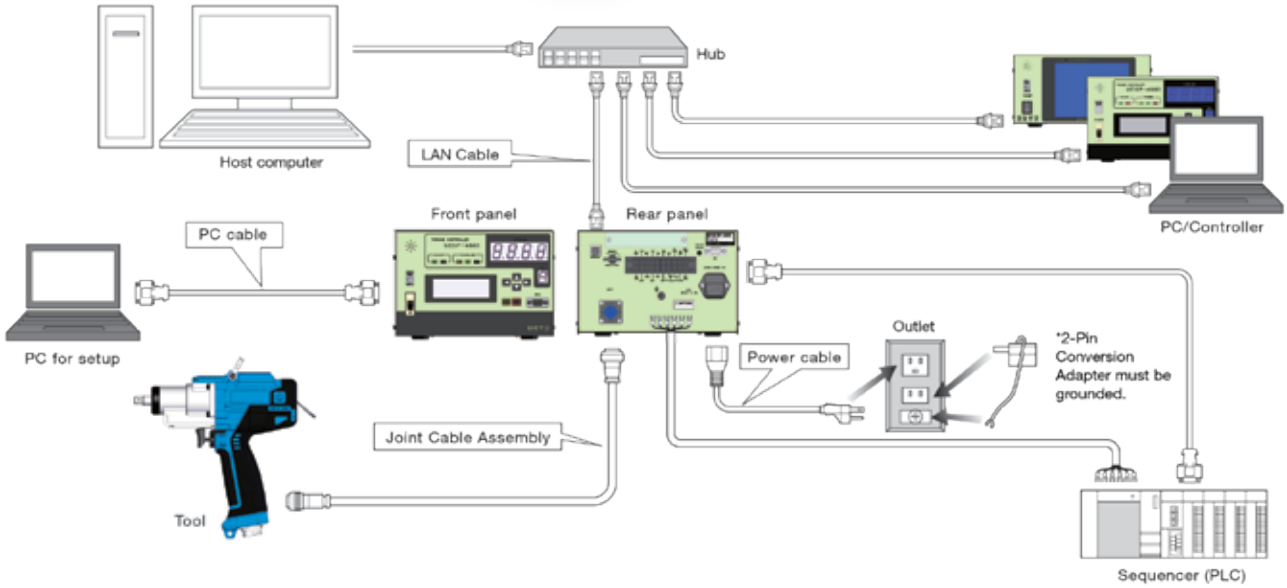

UCC-100Z CONTROLLER

UCC-100Z

USE UCC-100Z WITH THE FOLLOWING TOOLS

UBX-AF Series

UCC-100Z

FEATURES AND BENEFITS

- Used exclusively for UBX-AF series tools
- Windows-based PC software included
- Programmable tool speeds
- Set up and monitor various control values. Values can be set either on the front panel or on the PC
- Pairing parameter is selectable from 3 types:
  - Manual pairing by dip switches
  - Pairing through software
  - Wireless pairing
- Two UBX-AF tools can be paired to one UCC-100Z controller
- Input/Output check and error messages can be checked from your PC or the front panel, which will notify you with a buzzer

UCC-100Z System Layout

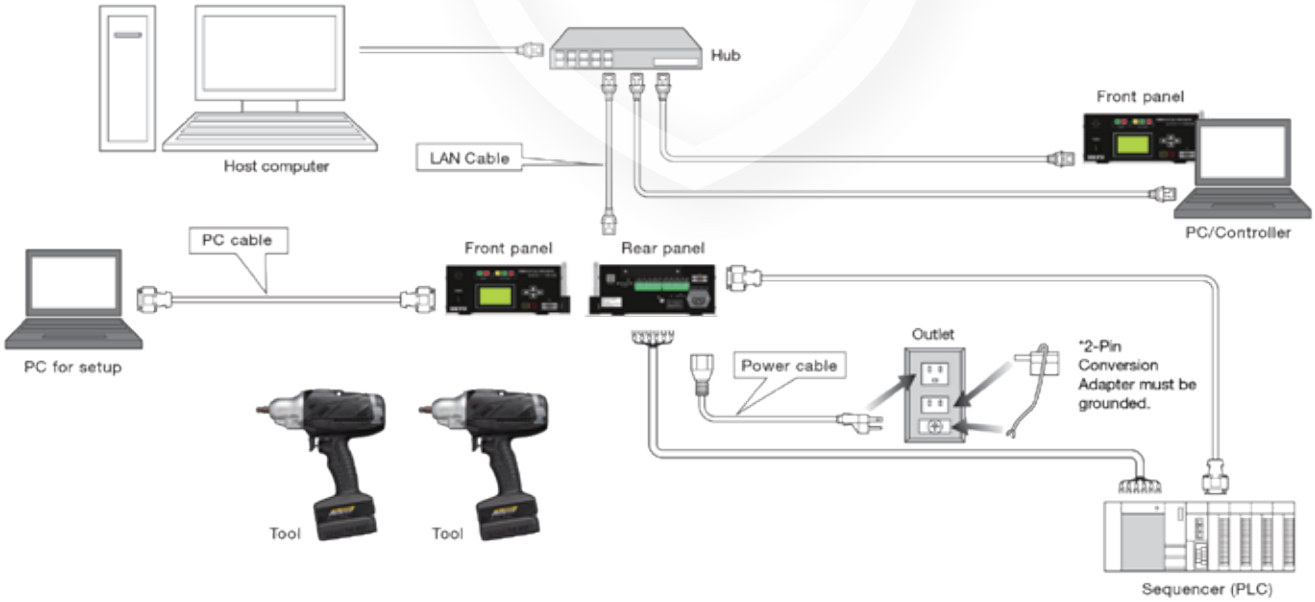

URYU CONTROLLER SPECIFICATIONS

Model	24v I/O	Uryu Data, Barcode, & Printer	Ethernet Protocols	Touch Panel Display	Angle Monitoring
UEC Controller for UA-AMC/SMC, UA-MC, and UXR-MC/SMC Series					
UEC-4801	X	X	X		
UEC-4801A-ANGLE	X	X	X		X
UEC-5500 (Multi Spindle)	X	X	X		X with angle board
UECP Controller with Tool Driver for UDP Series Tools					
UECP-4810A	X	X			
UCC Controller for UBX-AF Series Tools					
UCC-100ZA	X	X	X	X	X



	UEC-4801A / UEC-4801A-ANGLE	UEC-5500	UECP-4810 (A)	UCC-100Z
Power Supply	AC100~240V ±10%			
Power Frequency	50/60 Hz			
Insulation Protection	DC500V over 10MΩ			
Power Consumption	Approx. 30VA	Approx. 50VA	Approx. 30VA	Approx. 35VA
Weight	Approx. 3.6 kg		Approx. 11.30 kg	Approx. 2.9 kg
Dimensions	265(d) x 222(w) x 120(h)	240(d) x 270(w) x 115(h)	265(d) x 222(w) x 200(h)	254(d) × 233.5(w) × 106(h) (with antenna)
Main Functions	Torque Monitoring/Control + Fastening Counter			Torque Control + Angle Monitoring + Fastening Counter
Parameter Setup	• PC (with setup software) • Manual Input on front LCD panel	• PC (with setup software) • Removable key pad	• PC (with setup software) • Manual Input on front LCD Panel	
Display	Torque Resolution ±2048 (12-Bit A/D) UEC-4801A • LCD: 20 characters x 4 lines • Contents: Work No., Fastening Countdown No., Fastening Time, Pulse No. • 1-digit digital display (DPM): Work No. • 4-digit digital display (DPM): Torque	Torque Resolution ±2048 (12-Bit A/D) • 4-digit digital display: Torque • 2-digit digital display: Fastening Countdown • 1-digit digital display (small) x 4: Work No. • 1-digit digital display (large): x 4: Spindle No.	Torque Resolution ±2048 (12-Bit A/D) • LCD: 20 characters x 4 lines • Contents: Work No., Bolt Count No., Tightening Time, Pulse Blow No. • 1-digit digital display (DPM): Work No. displayed • 4-digit digital display (DPM): Torque reading displayed	Torque Resolution ±2048 (12Bit A/D) • LCD: 20 Characters x 8 lines • Contents: Work No., Fastening Countdown, Fastening Time, Pulse No., Angle, Error message
LED	COUNT Lamp: OK (Green), NOK (Red)	TORQUE Lamp: LOW (Yellow), OK (Green), HIGH (Red)		FASTENING Lamp: LOW (Yellow), OK (Green), HIGH (Red)
Input Terminal Signal	• Operation Voltage/Current: DC24V/approx. 10mA • 6 terminals (free format), VALVE	• Drive by Electric Current Input (photo coupler insulation) • Voltage: DC24V • Insulation Resistance: 4.7KΩ • 12 terminals (free format), VALVE, +24V	• Operation Voltage/Current: DC24V, approx. 10mA • 6 terminals (programmable). Note: Contact input necessary	
Output Terminal Signal	• Contact Capacity: AC:125V, 0.3A, DC:30V, 1A • 6 terminals (free format), VALVE	• Contact Capacity: AC:125V, 0.3A, DC:30V, 1A • 8 terminals (free format), VALVE, +24	• Contact Capacity: DC 30V, 1A • 6 terminals (programmable), VALVE	• Contact Capacity: DC30V, 1A • 6 Terminals (free format)

Uryu Controlled Pulse Tool Cables / Controller Brackets

910-623-0

EC/MCCBL-25

910-808-0

911-023-0

CONTROLLED PULSE TOOL CABLES

Part #	Description	Function	Length M	Length FT	Tool Series UA-MC	UA-AMC	UDP-MC	UXR-MC	Controller Platform UEC-4801A	UECP-4810
910-807-0	Joint Cable Assy.	Tool Cable to Controller	5	18			X			X
910-808-0	Joint Cable Assy.	Tool Cable to Controller	10	35			X			X
910-547-0	Joint Cable Assy.	Tool Cable to Controller	5	18						
910-548-0	Joint Cable Assy.	Tool Cable to Controller	10	35						
EC/MCCBL-10	Sensor Cable Assy.	Tool Cable to Controller	3	10	X	X		X	X	
EC/MCCBL-25	Sensor Cable Assy.	Tool Cable to Controller	7	25	X	X		X	X	
EC/MCCBL-30	Sensor Cable Assy.	Tool Cable to Controller	9	30	X	X		X	X	
EC/MCCBL-35	Sensor Cable Assy.	Tool Cable to Controller	10	35	X	X		X	X	
EC/MCCBL-40	Sensor Cable Assy.	Tool Cable to Controller	12	40	X	X		X	X	
EC/MCCBL-45	Sensor Cable Assy.	Tool Cable to Controller	13	45	X	X		X	X	
EC/MCCBL-50	Sensor Cable Assy.	Tool Cable to Controller	15	50	X	X		X	X	
EC/MCCBL-55	Sensor Cable Assy.	Tool Cable to Controller	17	55	X	X		X	X	
EC/MCCBL-60	Sensor Cable Assy.	Tool Cable to Controller	18	60	X	X		X	X	
EC/MCCBL-75	Sensor Cable Assy.	Tool Cable to Controller	22	75	X	X		X	X	
911-023-0	Encoder "Y" Cable	Enables Angle Sensor. Splits Tool Cable to Controller	0.3	1		X			X*	
910-623-0	Sensor Cable Assy.	External Driver Box to Controller	0.3	1					X	

* Requires Controller with Angle Encoder Board installed

TOOL HOLDERS

Rubber tool holders protect tool's torque sensor when not in use.

Model	Description	Used For
852-644-1 852-644-1 KIT	Rubber Tool Holder Rubber Tool Holder with Bracket	ULT / UAT / UL 30 – 70 series UX 450 – 500 series UD-50 / UD-60 series
852-669-1 852-669-1 KIT	Rubber Tool Holder Rubber Tool Holder with Bracket	ULT / UAT / UL / UA-MC / UX / UX-T 612 – 800 series UW-6 / UW-ST6 series
852-645-1 852-645-1 KIT	Rubber Tool Holder Rubber Tool Holder with Bracket	ULT / UAT / UL / UA-MC 90 – 130 series UX-T 700 series UW-8 / UW-9 series

TOOL HOLDER FOR SMALLER TOOLS

The Mini Tool Holder allows operators a safe and stable way to store tools.

- Easily adapt to the worker's position, creating an ergonomic workspace and reducing project setup time
- Durable construction with inner steel reinforcement
- Does not damage plastic power tool bodies
- Holds tools with maximum diameter of 42 mm

Model	Description
0007.08	Mini tool holder with bracket

Torque measurement and the verification of torque tools and applied torque are an integral part of today's threaded assembly process. The method used to measure torque can affect the judgments made regarding tool performance, assembly processes and overall product quality.

DYNAMIC TORQUE

Dynamic torque is the torque produced during the actual tightening process, normally measured using rotary transducers and a torque analyzer.

Advantages:

- Reduces operator influence
- Measures applied torque
- Can also include angle of rotation as error proofing parameter

RESIDUAL TORQUE

Residual torque is the torque measured by producing an incremental amount of movement of the fastener after the actual tightening process, normally measured using a dial or digital torque wrench.

Advantages:

- Easy access to fastener
- Error proofing
- Can detect missed fasteners or joints with significant relaxation

HARD JOINT

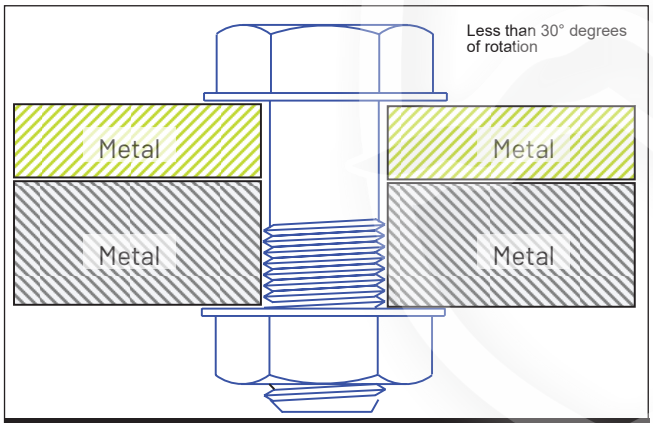

AUDIT METHOD

OR

Dynamic Torque: 15 Nm	Residual Torque: 18 Nm

Values as examples only

A hard joint, one requiring a low degree of rotation during tightening, will normally show very little relaxation after tightening. Due to the high amount of remaining clamp load and friction within the joint members, additional movement of the fastener requires additional torque energy to be applied. Therefore, Residual Torque values will be higher than Dynamic Torque values.

SOFT JOINT

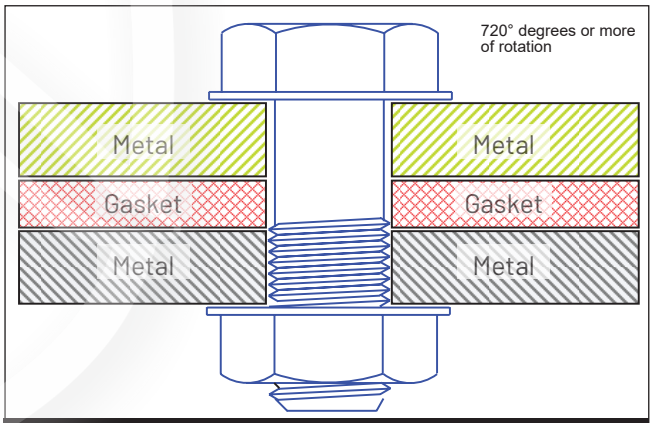

AUDIT METHOD

OR

Dynamic Torque: 15 Nm	Residual Torque: 12 Nm

Values as examples only

A soft joint, one requiring a high degree of rotation during tightening, will normally show significant amounts of relaxation after tightening. Relaxation leads to a loss of clamp load and friction within the joint members. Due to this relaxation, additional movement of the fastener requires relatively small amounts of additional torque energy and Residual Torque values will be lower than Dynamic Torque values.

Torque Measurement: Overview

Checking torque measurement before, during, and after assembly ensures quality manufacturing. Proper torque measurement is critical in many assembly operations. AIMCO utilizes years of experience to design a process around your specific auditing requirements. From simple dial wrenches to electronic data collectors and joint analyzers for R&D, AIMCO is with you every step of the way.

BEFORE ASSEMBLY

Tool Capability

Is the tool working correctly?

Testing and verifying tools under controlled conditions helps you identify accuracy and repeatability before using them in production.

Equipment used:

- Desktop testers with internal transducers
- Auditor analyzers with either stationary or rotary transducers
- UFT hydraulic joint simulators and rotary transducers

DURING ASSEMBLY

Process Capability

How does the tool work with the product being assembled?

Testing the tools during the actual process helps ensure that the process is working correctly. Variables in the parts and influences from the operator can be accounted for.

Equipment used:

- Torque Data Collectors/ Analyzers
- Auditor Rotary Transducers

AFTER ASSEMBLY

Product Capability

Does the finished product meet expectations?

Checking the product after assembly is the final opportunity to verify that product quality is satisfactory before user delivery

Equipment used:

- Click/Dial wrenches
- Electronic wrenches with Auditor analyzers
- Rotary transducers and Auditor analyzers with hand driver to move fastener

Auditor™

MEASURING QUALITY — PROCESS CAPABILITY

Statistical Analysis Is An Important Step In Any Quality Control Process

One of the most widely accepted statistical indicators of process quality, and therefore product quality, is Cpk, or the process capability for a centered process. This value indicates how capable a process is and whether the results of that process are properly centered near a specific target. A capable process is one that approaches, as a limit, 100% conformance to specifications.

Cpk is a statistical value that indicates how tightly grouped a series of samples is around the target value. Cpk is a function of the Upper Specification Limit (USL), the Lower Specification Limit (LSL), the mean of the samples and the standard deviation (σ) of the samples.

$$Cpk = \text{either } \frac{(USL - Mean)}{(3 \times \sigma)} \text{ or } \frac{(Mean - LSL)}{(3 \times \sigma)}, \text{ whichever is smaller.}$$

An acceptable, or capable, process will normally have a Cpk value of at least 1.33.

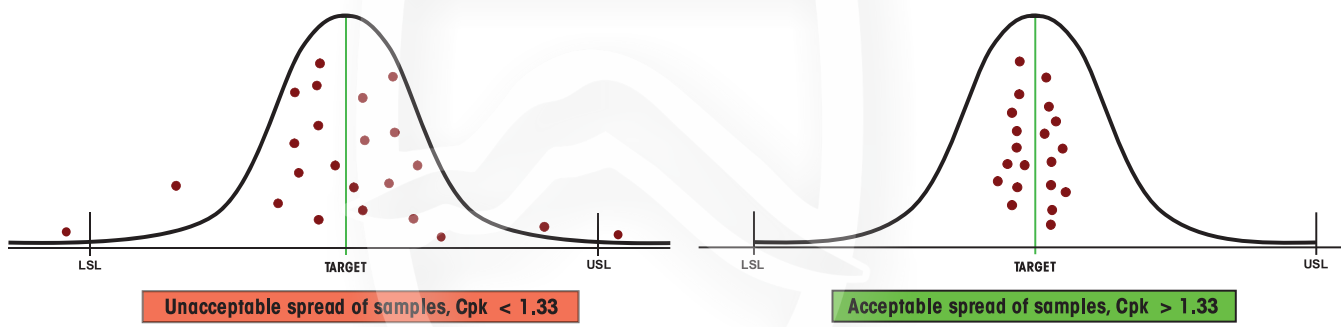

MEASURING QUALITY — CLAMP LOAD

The purpose of threaded fastening is to produce the correct amount of clamp load within the joint.

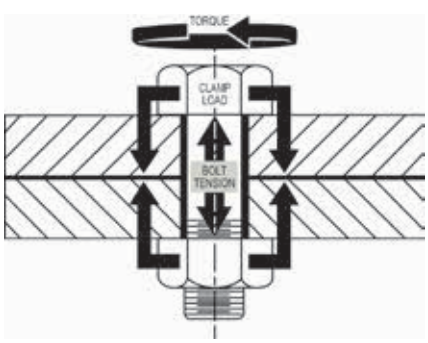

Due to the cost and difficulty of measuring clamp load during the actual assembly process, torque is used as the control parameter during tightening. Many manufacturers use torque values as the primary indicator of threaded assembly quality. However, achieving repeatable clamp load is a better indicator of joint quality.

Studies have shown that discontinuous drive tools can produce equal or better clamp load results when compared to continuous drive tools.

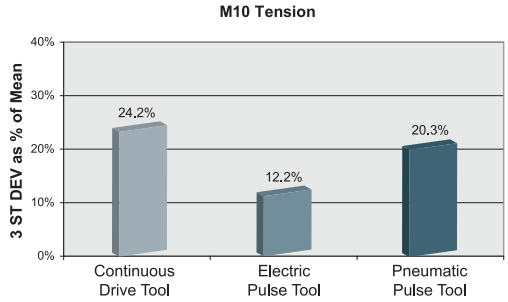

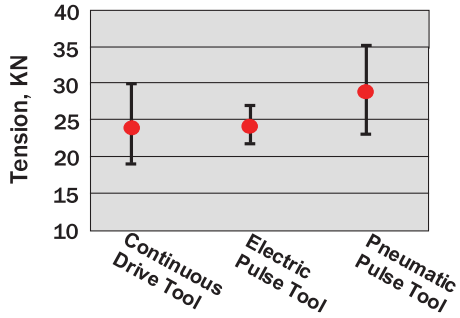

Torque Measurement: Overview

Torque Measurement Systems										
Devices	Model Series	Data Collector	Integrated Transducer	Torque Wrench	Torque Wrench Loader	External Transducer Port	Stationary Transducers -Smart	Stationary Transducers -Ind Std	Rotary Transducer -Smart	Rotary Transducer - Ind Std
Testers	ATC		X							
	AUET		X							
	AUET-DC	X	X							
	AUET/MTM		X			X				
	AUET/MTM-DC	X	X			X				
Analyzers	ATDA					X				
	ATDA-DC	X				X				
Test Stands	AHCTS*	X*	X*	X*			X*	X*	X*	X*
	AHCTS-K*	X*	X*	X*			X*	X*	X*	X*
	AHDTS*	X*	X*	X*			X*	X*	X*	X*
	AIMTS*	X*	X*	X*			X*	X*	X*	X*
Wrenches	APTW			X						
	ATW			X						
	Phoenix III	X	X	X						
	ATWL				X					
Torque Testing Cart	Mobile Torque Testing Station	X*	X*	X*	X*	X*	X*	X*	X*	X*
Transducers	ARTIS									X
	ASTIS							X		
	AISI						X			
	AISF						X			
Rundown Fixtures	ARDFA									
	ARDIA									
Joint Kits	AJKR									
	AJKS									
Joint Simulator	UFT									

*configured to customer specifications

Torque Measurement: Testers

Features and Benefits

- Heavy industrial design
- All software included
- Auditor Torque Testers are designed for intuitive and functional usability. AUET/MTM models are available with our unique dual integrated torque transducer package.

Testers are designed to audit torque wrenches and power tools, including pulse tools

	ATC	AUET	AUET/MTM	AUET-DC	AUET/MTM-DC
	Auditor Torque Cube	Auditor Universal Electronic Tester	Auditor Universal Electronic Tester - Multiple Transducer Module	Auditor Universal Electronic Tester - Data Collector	Auditor Universal Electronic Tester/Multiple transducer Module - Data Collector
	Compact vertical or horizontal bench-mount tester.	Bench mount or line side tester utilizing integrated transducer.	Bench mount or line side tester with dual integrated transducer and external transducer capacity.	Bench mount or line side tester utilizing integrated transducer. Provides data collection capability with included software to interface with PC.	Bench mount or line side tester with dual integrated transducer and external transducer capacity. Data collection capability with included software to interface with PC.
Integrated Transducer Range (values are in full scale)	1 - 1,350 Nm 100 in-oz - 1,000 ft-lb	1 - 1,000 Nm 100 in-oz - 750 ft-lb	1 - 1,000 Nm 100 in-oz - 750 ft-lb	1 - 1,000 Nm 100 in-oz - 750 ft-lb	1 - 1,000 Nm 100 in-oz - 750 ft-lb
External Transducer Capacity (Transducer sizes exceeding this range may be special ordered)			up to 5,000 ft-lb		up to 5,000 ft-lb
Vertical / Horizontal Mount	X				
Bi-directional accuracy of +/- X of indicated reading within the top 90% of the tester's capacity	1%	0.50%	0.50%	0.50%	0.50%
Data Output to PC	X	X	X	X	X
Integrated Torque Transducer	1	1	2	1	2
External Transducer Port			X		X
Number of Stored Readings	999	999	999	999	999
Adjustable Rundown Fixture Included *	1	1	2	1	2
Rechargeable NiMH Battery	X	X	X	X	X
Measurement Modes					
Peak	X	X	X	X	X
First Peak (Click)	X	X	X	X	X
Pulse	X	X	X	X	X
Track	X	X	X	X	X
Units of Measure Options	8	8	8	8	8
Tool Manager Software Included				X	X

* Included with all testers and analyzers with a range up to 1000 in-lb.

Torque Measurement Testers Used In Conjunction With

External Transducers					
ASTIS - Stationary			X		X
AISI / AISF - Stationary - Analog			X		X
ARTIS - Rotary			X		X
Switch box for External Transducer					
AISWT-4L > 4 Way Intellect box			X		X
AISWT-6L > 6 Way Intellect box			X		X
Cables					
ICBL-USB - USB Serial > PC	X	X	X	X	X
ATDBLIS - IS Transducer w/angle (10 Pin)			X		X
ATDBRIS - IS Transducer (4 Pin)			X		X
ICBL-10P - Intellect transducer cable Identification chip in cable - 10 pin connector			X		X
ICBL-4P - Intellect transducer cable. Identification chip in cable - 4 pin connector			X		X
ICBL-5000L - Connect from AUET/MTM & ATDA to Intellect Transducers, Analog AISI / AISF			X		X

ATC-10
ATC-25
ATC-100
ATC-250
ATC-500
ATC-750
ATC-1800

ATC-150F
ATC-250F
ATC-500F
ATC-750F

AUDITOR TORQUE CUBE

The Auditor Torque Cube (ATC) is a compact, versatile desktop tester that provides a multitude of capabilities. The ATC is designed to test hand or power tools with the following:

- Peak, first peak, and track modes
- Multiple engineering units
- Manual and auto clear function
- Multiple frequency response settings
- Bi-directional use and accuracy
- Accuracy is better than 1% of indicated reading top 90% of range
- Serial data output
- Memory: 999 data samples
- Battery and/or mains powered

Because precision and quality are critical, you can depend on Auditor testers to calibrate and certify your tools. Whether you are assembling large complicated systems or small precise time pieces, AIMCO provides the best system for your application. Our instruments have been judged "best in class" by independent National Standards laboratories. Auditor Torque Cube is rugged enough to test and verify tools at "point of use" while still being accurate enough to calibrate hand and power tools.

Each tester is shipped with a mains/battery charger power cord, a hex to allen drive bit, and a bolting template. Models with max torque of 1,000 in-lb or less also include a joint rundown fixture. The ATC can be positioned vertically or horizontally for the ergonomic testing of inline or pistol grip tools.

ATC Auditor Torque Cube Models

Model	Recommended Torque Range NM	Recommended Torque Range IN-LB/FT-LB	Weight KG	Weight LB	W x H x D MM	W x H x D IN	Square Drive IN
Vertical Configuration							
ATC-10	0.13 - 1.13	1 - 10 in-lb	1.13	2.5	79 x 95 x 83	3.13 x 3.75 x 3.25	1/4
ATC-25	0.28 - 2.83	2.5 - 25 in-lb	1.13	2.5	79 x 95 x 83	3.13 x 3.75 x 3.25	1/4
ATC-100	1.13 - 11.3	10 - 100 in-lb	1.13	2.5	79 x 95 x 83	3.13 x 3.75 x 3.25	1/4
ATC-250	2.83 - 28.3	25 - 250 in-lb	1.13	2.5	79 x 95 x 83	3.13 x 3.75 x 3.25	3/8
ATC-500	5.65 - 56.5	50 - 500 in-lb	1.13	2.5	79 x 95 x 83	3.13 x 3.75 x 3.25	3/8
ATC-750	8.47 - 84.8	75 - 750 in-lb	1.13	2.5	79 x 95 x 83	3.13 x 3.75 x 3.25	3/8
ATC-1000	11.3 - 113	100 - 1000 in-lb	1.13	2.5	79 x 95 x 83	3.13 x 3.75 x 3.25	3/8
ATC-1800	21.2 - 203	188 - 1,800 in-lb	1.13	2.5	79 x 95 x 83	3.13 x 3.75 x 3.25	1/2
Horizontal Configuration							
ATC-150F	20 - 200	15 - 150 ft-lb	2.25	5	79 x 95 x 83	3.13 x 3.75 x 3.25	1/2
ATC-250F	34 - 340	25 - 250 ft-lb	2.25	5	79 x 95 x 83	3.13 x 3.75 x 3.25	1/2
ATC-500F	68 - 678	50 - 500 ft-lb	2.25	5	79 x 95 x 83	3.13 x 3.75 x 3.25	3/4
ATC-750F	102 - 1,017	75 - 750 ft-lb	2.25	5	79 x 95 x 83	3.13 x 3.75 x 3.25	3/4

AUET

AUET/MTM

AUET/MTM-DC

AUDITOR UNIVERSAL ELECTRONIC TESTERS

Auditor Universal Electronic Testers (AUET) have a broad range of features to accommodate most requirements. They are designed to be bench-top mounted and are available in several configurations and various single or multiple torque ranges. Onboard memory allows you to capture 999 torque event readings. The testers are also available in file capability (DC) models that require PC software Auditor Tool Manager (ATM).

Instruments up to 1,000 in-lb are supplied with rundown adapters/joint kits. Rundown kits for larger instruments can be ordered separately. AUET/MTM units are supplied with an external transducer port and selector switch for connecting additional transducers.

AUET testers utilize the same transducers as the ATC instruments, providing the same high quality accuracy and durability. The common interface makes the Auditor tester extremely user friendly.

AUET Single Transducer Models

Model*	Recommended Torque Range KGF-CM/NM	IN-OZ/IN-LB
AUET-050(-DC)	0.4 - 3.6 kgf-cm	5 - 50 in-oz
AUET-0100(-DC)	0.7 - 7.2 kgf-cm	10 - 100 in-oz
AUET-10(-DC)	1.1 - 11.5 kgf-cm	1 - 10 in-lb
AUET-50(-DC)	0.5 - 5.6 Nm	5 - 50 in-lb
AUET-100(-DC)	1.1 - 11.3 Nm	10 - 100 in-lb
AUET-250(-DC)	2.8 - 28.3 Nm	25 - 250 in-lb
AUET-500(-DC)	5.7 - 56.5 Nm	50 - 500 in-lb
AUET-1000(-DC)	11.3 - 113 Nm	100 - 1,000 in-lb
AUET-1200(-DC)	13.6 - 135.6 Nm	120 - 1,200 in-lb
AUET-1800(-DC)	20.3 - 203.4 Nm	180 - 1,800 in-lb

* Add "-DC" to part numbers for data collecting models.

Data collecting models allow multiple files/tools/applications to be associated with torque data. Requires Tool Manager software.

Custom sizes are also available. Contact an AIMCO Customer Service Associate for ordering options, 1-503-254-6600, or toll free 1-800-852-1368.

AUET/MTM Dual Transducer Models

Model**	Recommended Torque Range Transducer 1	Transducer 2	Transducer 1	Transducer 2
AUET/MTM-050-25	0.04 - 0.4 Nm	0.3 - 2.8 Nm	5 - 50 in-oz	2.5 - 25 in-lb
AUET/MTM-050-600	0.04 - 0.4 Nm	6.8 - 67.8 Nm	5 - 50 in-oz	60 - 600 in-lb
AUET/MTM-0100-050	0.07 - 0.71 Nm	0.04 - 0.4 Nm	10 - 100 in-oz	5 - 50 in-oz
AUET/MTM-10-100	0.11 - 1.12 Nm	1.3 - 11.3 Nm	1.0 - 10 in-lb	10 - 100 in-lb
AUET/MTM-50-250	0.56 - 5.65 Nm	2.8 - 28.3 Nm	5.0 - 50 in-lb	25 - 250 in-lb
AUET/MTM-50-500(-DC)	0.56 - 5.65 Nm	5.7 - 56.5 Nm	5.0 - 50 in-lb	50 - 500 in-lb
AUET/MTM-50-1000(-DC)	0.56 - 5.65 Nm	11.3 - 113 Nm	5.0 - 50 in-lb	100 - 1,000 in-lb
AUET/MTM-100-500	1.13 - 11.3 Nm	5.7 - 56.5 Nm	10 - 100 in-lb	50 - 500 in-lb
AUET/MTM-100-1000	1.13 - 11.3 Nm	11.3 - 113 Nm	10 - 100 in-lb	100 - 1,000 in-lb
AUET/MTM-100-1200	1.13 - 11.3 Nm	13.6 - 135.6 Nm	10 - 100 in-lb	120 - 1,200 in-lb
AUET/MTM-100-1600(-DC)	1.13 - 11.3 Nm	18.1 - 180.8 Nm	10 - 100 in-lb	160 - 1,600 in-lb
AUET/MTM-100-2000	1.13 - 11.3 Nm	22.6 - 226 Nm	10 - 100 in-lb	200 - 2,000 in-lb
AUET/MTM-250-1600	2.82 - 28.2 Nm	18.1 - 180.8 Nm	25 - 250 in-lb	160 - 1,600 in-lb
AUET/MTM-250-1800	2.82 - 28.2 Nm	20.3 - 203.4 Nm	25 - 250 in-lb	180 - 1,800 in-lb
AUET/MTM-250-2500	2.82 - 28.2 Nm	28.2 - 282.5 Nm	25 - 250 in-lb	250 - 2,500 in-lb
AUET/MTM-500-1200	5.7 - 56.5 Nm	13.6 - 135.6 Nm	50 - 500 in-lb	120 - 1,200 in-lb
AUET/MTM-500-2500(-DC)	5.7 - 56.5 Nm	28.2 - 282.5 Nm	50 - 500 in-lb	250 - 2,500 in-lb

Custom sizes are also available. Contact an AIMCO Customer Service Associate for ordering options, 1-503-254-6600, or toll free 1-800-852-1368.

Torque Measurement: Analyzers		
Features and Benefits • Auditor Torque Analyzers share similar features across all products and are designed for intuitive and functional usability. • Connects to AIMCO's line of rotary and stationary transducers		
	ATDA	ATDA-DC
	Auditor Torque Data Analyzer	Auditor Torque Data Analyzer with Data Collection
	Portable analyzer to be connected to various transducers	Portable analyzer to be connected to various transducers. Provides data collection capability with included software to interface with PC
Bi-directional	X	X
Data Output to PC	X	X
External Transducer Port	1	1
Number of stored readings	999	999
Rechargeable NiMH Battery	X	X
Digital I/O for external devices	X	X
Measurement Modes	X	X
Peak	X	X
First Peak (Click)	X	X
Pulse	X	X
Track	X	X
Measurement Units	8	8
Software Included		X

Used In Conjunction With		
Transducers		
AISI / AISF - Analog	X	X
AISI / AISF - Digital		
ASTIS - Stationary	X	X
ARTIS - Rotary	X	X
Wrenches		
ATW	X	X
Switch boxes for External Transducers		
AISWT-4L > 4 Way Intellect box	X	X
AISWT-6L > 6 Way Intellect box	X	X
Cables		
ICBL-USB - USB Serial > PC	X	X
ATDBLIS - IS Transducer w/ angle (10 Pin)	X	X
ATDBRIS - IS Transducer (4 Pin)	X	X
ICBL-10P - Intellect transducer cable. Identification chip in cable – 10 pin connector	X	X
ICBL-4P - Intellect transducer cable. Identification chip in cable – 4 pin connector	X	X
ICBL-5000L - Connect from AUET/MTM & ATDA to Intellect Transducer, Analog AISI / AISF	X	X

ATDA-DC

AUDITOR TORQUE DATA ANALYZERS

The Auditor Torque Data Analyzer (ATDA) DC is designed to be portable or conveniently placed on a bench. The tester can be connected to various transducers, as well as transducerized wrenches and rotary or stationary transducers. The user interface is common between the ATC (Cube), AUET, AUET-DC, AUET/MTM, AUET/MTM-DC, ATDA, and ATDA-DC. All of these instruments have similar menus. Additionally, all data collector testers utilize Auditor Tool Manager for tool testing and data management.

The Auditor Torque Data Analyzer is available in two configurations:

- ATDA: A simple torque analyzer with sequential memory, 999 data samples, engineering limits, limited statistical processing average, range, Cp and CpK with serial output
- ATDA-DC: Contains all of the features of the ATDA and has additional file capability. It can associate data with file names and manage data collection with a computer and Auditor Tool Manager software

This is a great "starter" tool management system. It provides testing, archiving, and analysis of tools at single or multiple torque targets. The tool and torque data is stored in a SQL database and can be exported to Excel or any .csv spreadsheet.

ATDA Auditor Torque Data Analyzer Models

MODEL	DESCRIPTION
ATDA	Auditor Torque Data Analyzer
ATDA-DC	Auditor Torque Data Collector

Auditor™

Auditor Data Collection Software

Data Collection Software			
	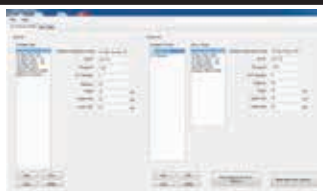		
Auditor Tool Manager Software	**Auditor Audit Manager Software**	**SMD Tools Software**	**Custom Software for Mobile Cart**
Test, verify, and archive tools	Comprehensive statistical analysis, data archiving, and data export	Use a PC as a torque tester/display for testers and transducers	AIMCO will provide a custom torque software package tailored to your project
Create a database of tools and store test results with easy-to-use software integrator to/from tester to PC	Facilitate residual auditing with digital wrenches and transducerized wrenches	Comprehensive, pre-configured, and guided testing of specific tools as well as manual testing with all testing parameters adjustable and set by the user	Contact an AIMCO Customer Service Associate for more information, 1-503-254-6600, or toll free 1-800-852-1368.

Compatibility				
Desktop or PC			X	
ATC			X	
ATDA			X	
ATDA-DC	X	X		
AUET			X	
AUET-DC	X	X		
AUET/MTM			X	
AUET/MTM-DC	X	X		
ARTIS				
ARTIS-DIG			X	
AISI/AISF				
AISI/AISF (Digital)			X	
Mobile Torque Testing Station				X

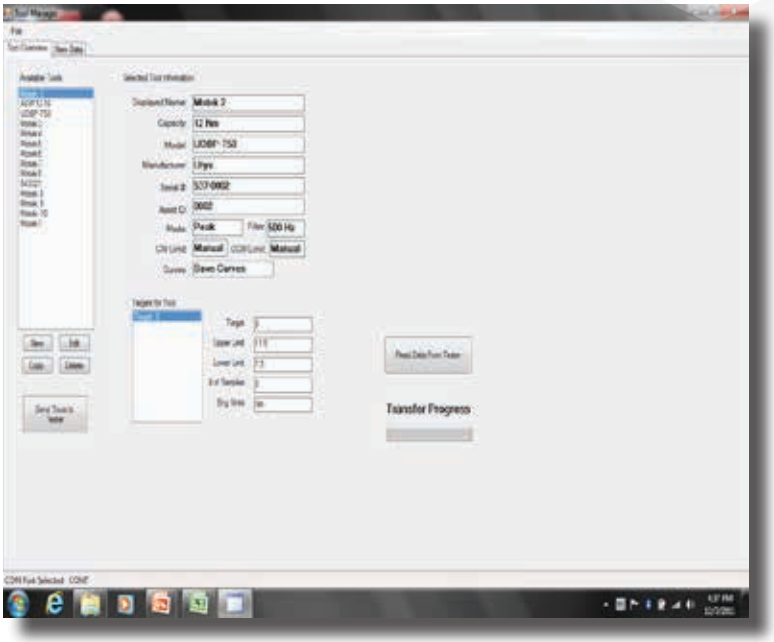

Tool Manager Software, Tool Overview Screen

AUDITOR TOOL MANAGER SOFTWARE

Tool Manager Software is included with the purchase of AUET-DC and AUET/MTM-DC data-collecting torque testers. Create a database of tools and store test results with this easy-to-use software integrator to/from tester to PC.

AUDITOR AUDIT MANAGER SOFTWARE

Audit Manager Software is included with the purchase of ATDA-DC data collecting torque analyzers. The View Data tab allows you to look at the collected data and the trace file. This data can be exported to Excel as a .csv file and displayed by Excel charts. The trace file displays the data in a torque/time graph and allows the user to supersede the move-on reading selected by the wrench by visually discerning via the trace where the fastener started to rotate. When selecting a single job the average, range, sigma, Cp, and CpK values are listed.

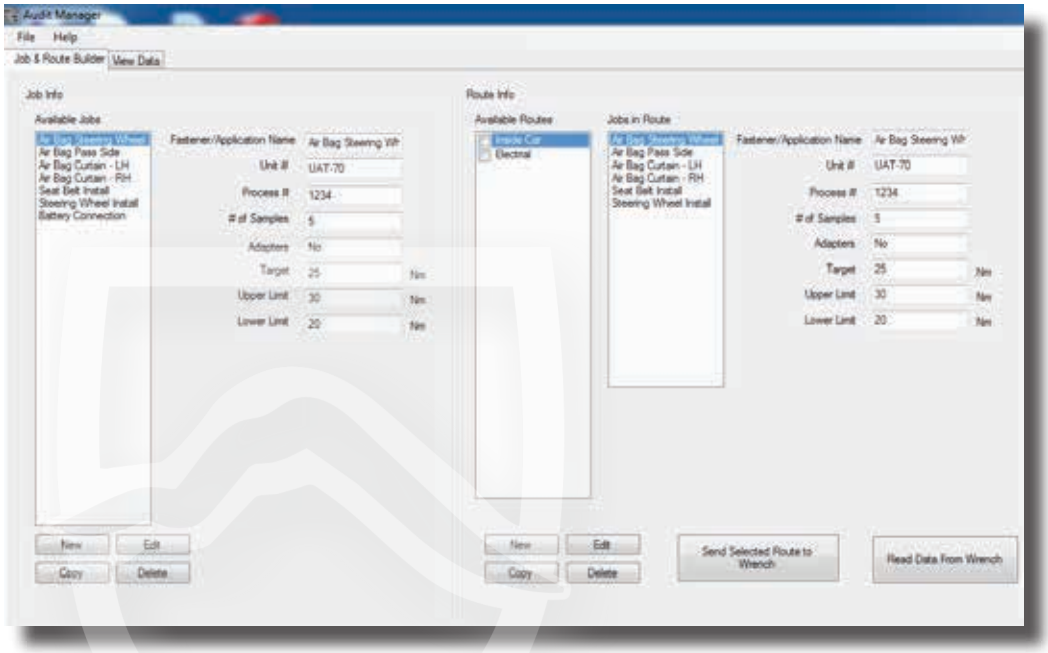

Audit Manager Software,
Job and Route Builder Screen

SMD TOOLS SOFTWARE

A digital signal between a PC and a digital transducer allows SMD Tools software to operate independently of a tester or analyzer to collect and store data in Microsoft Excel.

Tool Manager and Test Manager databases within the software stores tool details and test processes for easy access in the Cert Manger platform

Auditor branded analyzers and testers can network with this software to produce and store real-time data

SMD Tools Software, Cal Cert Screen

Auditor High-Capacity Test Stands

Torque Measurement: High Capacity Test Stands				
Features and Benefits • Advanced test stations for larger tools and higher torque output • Configured to meet application requirements • Durable industrial grade devices				
	AHCTS	AHCTS-K	AHDTS	AIMTS
	Auditor High Capacity Test Stand	Auditor High Capacity Test Stand - Hydraulic	Auditor High Capacity Test Stand Dual Transducer	Auditor High Capacity Impact Test Stand
	Designed for testing tools with continuous rotating output spindles and pulse tools.	Specifically designed for hydraulic wrenches testing.	Two transducers, one for rotary tools and one for hydraulic tools. Includes rundown & reaction fixtures with a single display.	Ideal for testing impact wrenches and is recommended to utilize rundown fixtures when testing impacts.
Capacity	6,750 Nm	33,750 Nm	33,750 Nm	2,700 Nm

Accessories				
Rundown fixtures				
AHCTS-3/4RDF	X		X	
AHCTS-1RDF	X		X	
AHCTS-1.5RDF	X		X	

Adapters

			AHCTS	AHCTS-K	AHDTS	AIMTS
Square to Square Drive Adapters*						
	CA1510	1-1/2" Male to 1" Female	X		X	
	CA1550	1-1/2" Male to 1/2" Female	X		X	
	CA1575	-1/2" Male to 3/4" Female	X		X	
Insert Adapters*						
	CA2510I	2-1/2" Male to 1" Female	X	X	X	
	CA2515I	2-1/2" Male to 1-1/2" Female	X	X	X	
	CA2575I	2-1/2" Male to 3/4" Female	X	X	X	
Square to Hex Drive Adapters*						
	CA150108DHD	1-1/2" Male to 1-1/2" Male Hex		X		

* Partial List. Contact An Aimco Customer Service Associate For More Options, 1-503-254-6600, Or Toll Free 1-800-852-1368.

AHCTS-5000

AHCTS-001K

AHCTS TEST STAND FOR ROTATING TOOLS

Designed for testing tools with continuous rotating output spindles. The test stand includes a rundown fixture, bushing for side load support, reaction post or reaction paddles, transducer and torque analyzer display.

AHCTS Test Stand Models

Model	Description
AHCTS-0500	¾" Square Drive w/rundown fixture
AHCTS-2500	1.5" Square Drive w/rundown fixture
AHCTS-5000	1.5" Square Drive w/rundown fixture
AHCTS-7500	1.5" Square Drive w/rundown fixture

Please refer to Configuration Options on the following page for required ordering options.



AHDTS-5025

AHDTS DUAL TEST STAND FOR ROTATING AND HYDRAULIC TOOLS

This stand has two transducers embedded into the base, one for rotary tools and one for hydraulic tools. It comes with rundown and reaction fixtures and one display.

AHDTS Dual Test Stand Models

Model	Description
AHDTS-5025	1.5" Sq Dr dual station w/rundown fixture and reaction devices

Contact an AIMCO Customer Service Associate for ordering options, 1-503-254-6600, or toll free 1-800-852-1368.

AHCTS-K STAND FOR HYDRAULIC TOOLS

The AHCTS-K stands are specifically designed for hydraulic wrench testing. Hydraulic wrenches have very low profiles but very high torque output, therefore, working height must be minimized to prevent side loading which could lead to errors in data or damage to tool or reaction devices.

Either stand can be ordered with options such as extension legs, casters, embedded or attached torque analyzers with various rundown fixtures and reaction devices. Contact an AIMCO Customer Service Associate for additional information, 1-503-254-6600, or toll free 1-800-852-1368.

AHCTS-K Test Stand Models

Model	Description	Capacity Ft-Lb
AHCTS-0.5K	¾" Square Drive w/reaction device	500
AHCTS-001K	1" Square Drive w/reaction device	1,000
AHCTS-2.5K	1.5" Square Drive w/reaction device	2,500
AHCTS-005K	1.5" Square Drive w/reaction device	5,000
AHCTS-010K	1.5" Square Drive w/reaction device	10,000
AHCTS-025K	2" Square Drive w/reaction device	25,000

Please refer to Configuration Options on following page for required ordering options.

Optional Pelican Case shown (ordered separately)

25503

AHCTS Series High Capacity Test Stands for Rotary and Hydraulic Tools Configuration Options

Base Model Number	Display	Legs	Base Size	Rundown Fixture Capacity (ft-lb)	Reaction Post	Casters	Articulated Arm and Mount	Digital Module
AHCTS-xxxx	1 = ATDA 2 = No Embedded Display 3 = ATDA-DC 6 = Standard Embedded Display (1, 3, 4, 5 include articulated arm)	1 = 6" 2 = No legs (Standard) 3 = 18" 4 = Custom	0 = 8 x 8" 1 = 12 x 12" 3 = 14 x 19" (Standard) 4 = 18 x 24" 5 = 18 x 36" 6 = NA	1 = 500 2 = No 3 = 1,000 4 = 2,500 5 = 5,000 6 = 7,500 7 = 1.5" Kit Max. capacity 7,500 Ft-Lb 8 = 2.5" Kit Max. capacity 7,500 Ft-Lb	1 = Single 6" Post and Paddles 2 = No 3 = Multiple Posts 6" 4 = Paddles 5 = Custom 6 = Single 9" Post and Paddles 7 = Multiple Posts 9"	1 = Yes 2 = No	1 = Yes 2 = No	1 = Yes (for Tablet or PC direct) 2 = No
Model Number Digits 1–10	Model # Digit 11	Model # Digit 12	Model # Digit 13	Model # Digit 14	Model # Digit 15	Model # Digit 16	Model # Digit 17	Model # Digit 18
Auditor High Capacity Test Stand for Rotary Tools								
AHCTS-0500 680 Nm / 500 ft-lb			0, 1, or 3					
AHCTS-1000 1,360 Nm / 1,000 ft-lb			0, 1, or 3					
AHCTS-2500 3,400 Nm / 2,500 ft-lb			0, 1, or 3					
AHCTS-5000 6,800 Nm / 5,000 ft-lb			0, 1, or 3					
AHCTS-7500 10,200 Nm / 7,500 ft-lb			0, 1, or 3					
Auditor High Capacity Test Stand for Hydraulic Tools								
AHCTS-0.5K 680 Nm / 500 ft-lb			0–5 (3–5 come with casters)	2				
AHCTS-001K 1,360 Nm / 1,000 ft-lb			0–5 (3–5 come with casters)	2				
AHCTS-2.5K 3,390 Nm / 2,500 ft-lb			0–5 (3–5 come with casters)	2				
AHCTS-005K 6,800 Nm / 5,000 ft-lb			0–5 (3–5 come with casters)	2				
AHCTS-010K 13,600 Nm / 10,000 ft-lb			0–5 (3–5 come with casters)	2				
AHCTS-025K 34,000 Nm / 25,000 ft-lb			0–5 (3–5 come with casters)	2				
AHCTS-050K 68,000 Nm / 50,000 ft-lb			0–5 (3–5 come with casters)	2				

AIMTS TEST STAND FOR IMPACT TOOLS

Obtain accurate test results with the AIMTS Series Impact Test Stand. When used with an Auditor ATDA Analyzer or AUET/MTM Desktop Torque Tester, the tool's performance data can be recorded and stored. Each Auditor Analyzer comes standard with PC-based software to store and organize data for use within a quality system. It is necessary to bolt the AIMTS to a bench. We also recommend that a rundown fixture always be used for testing impacts.

AIMTS-2000
Test stand for large impact tools

FEATURES AND BENEFITS

- Housing designed with mounting holes for bolting to bench
- Transducer designed with spline interface to rundown fixture for durability
- Rundown fixture is configurable from a "soft" joint rate to a "hard" joint rate

AIMTS-0500
Test stand for small impact tools. ATDA-DC Torque Data Analyzer sold separately.

AIMTS Test Stand Models

	Capacity		Weight		Dimensions (W x H x D)		
Model	FT-LB	Nm	LB	KG	IN	MM	Sq. Dr.
AIMTS-0050	5 - 50	7 - 70	10	4.5	8 x 10 x 4	203 x 254 x 102	3/4"
AIMTS-0250	25 - 250	34 - 340	10	4.5	8 x 10 x 4	203 x 254 x 102	3/4"
AIMTS-0500	50 - 500	68 - 680	10	4.5	8 x 10 x 4	203 x 254 x 102	3/4"
AIMTS-2000	200 - 2,000	271 - 2,710	16	7.3	10 x 12 x 8	254 x 305 x 203	1.5"
AIMTS-2500	250 - 2,500	340 - 3,400	16	7.3	10 x 12 x 8	254 x 305 x 203	1.5"
AIMTS-5000	500 - 5,000	678 - 6,780	16	7.3	10 x 12 x 8	254 x 305 x 203	1.5"

Refer to Configuration Options below for required ordering options.

AIMTS Series High Capacity Impact Test Stand Configuration Options

Base Model #	Display	Legs	Base Size	Rundown Fixture Capacity (ft-lb)*	Options	Digital Module
AIMTS-xxxx Model Number Digits 1–10	1 = ATDA 2 = No Embedded Display 3 = ATDA-DC Model Number Digit 11	1 = 6" 2 = No legs (Standard) 3 = 18" 4 = Custom Model Number Digit 12	6 = Bench Stand Model Number Digit 13	1 = 500 2 = No 3 = 2,000 4 = 50 5 = 5,000 6 = 10,000 7 = 20,000 8 = 250 9 = 2,500 Model Number Digit 14	Not available for AIMTS test stands. Enter 222 for model # digits 15–17 Model Number Digits 15–17	1 = Yes (for Tablet or PC direct) 2 = No Model Number Digit 18
AIMTS-0050 68 Nm / 50 ft-lb		2	6	4	222	
AIMTS-0250 340 Nm / 250 ft-lb		2	6	8	222	
AIMTS-0500 680 Nm / 500 ft-lb		2	6	1	222	
AIMTS-2000 2,720 Nm / 2,000 ft-lb		2	6	3	222	
AIMTS-2500 3,390 Nm / 2,500 ft-lb		2	6	9	222	
AIMTS-5000 6,780 Nm / 5,000 ft-lb		2	6	5	222	

* Ordering more than one rundown fixture is highly recommended if you're doing a lot of testing. Having multiple rundown fixtures ensures that you have spares when dealing with heat issues.
AIMTS test stands are available in capacities of up to 20,000 ft-lb. Capacities other than what is shown here are quoted separately. Contact an AIMCO Customer Service Associate at 1-503-254-6600, or toll free 1-800-852-1368.

Torque Measurement: Torque Wrenches			
Features and Benefits • Options from Simple to Sophisticated – Residual or Dynamic Measuring – Tactile (Click) or Digital • Connectivity – Auditor Devices (ATW) – Broad Range of Protocols (Phoenix III) • Durable – Designed for Factory Floor Environments – Used in Production Applications or Quality Checks			
	APTW	ATW	Phoenix III
	Auditor Preset Torque Wrench	Auditor Electronic Torque Wrench	Phoenix III Digital Torque Wrench
Torque Range	5 – 340 Nm 4 – 250 ft-lb	5 – 200 Nm 4 – 148 ft-lb	1.5 – 1,200 Nm 1.1 – 885 ft-lb
	Interchangable FACOM type heads. Preset uses proprietary adjustment tool to guard against unauthorized setting changes	Aka "Transducer on a Stick." Connectivity to Auditor™ testers and data analyzers	Transducerized digital torque wrench with Production and Quality functionality. Integrated WiFi technology for wireless communication over Open Protocol
Bi-Directional accuracy of +/- X of indicated reading within the top 90% of the tester's capacity	3%	0.50%	0.1%
Software Included	X	X	X

Used In Conjunction With			
ATDA (DC) Data Analyzer		X	
AUET (DC) Tester		X	
AUET/MTM (DC) Tester		X	

Torque Wrench Loaders	
	For calibration of all types of torque wrenches, eliminating human variables for more accurate measurement.
ATWL-250	Torque range up to 340 Nm / 250 ft-lb
ATWL-750	Torque range up to 1,020 Nm / 750 ft-lb
ATWL-1000	Torque range up to 1,360 Nm / 1,000 ft-lb

APTW Preset Torque Wrenches

Auditor's APTW preset wrenches provide a flexible, easy way to audit fastener torque. A wide range of interchangeable heads provide flexibility and convenience.

FEATURES AND BENEFITS

- Easy-to-use preset wrenches for fastener torque auditing
- Torque ranges from 5 – 340 Nm
- User friendly, sleek, ergonomic design
- Tactile feedback on achievement of preset torque
- Proprietary adjustment tool guards against unauthorized setting changes
- Wide range of interchangeable heads provide flexibility and convenience
- +/- 3% accuracy when used in clockwise or counterclockwise directions

APTW Torque Wrench Models

WRENCH MODEL	TORQUE RANGE	INSERT ACCEPTED
APTW-25	5 – 25 Nm	12 mm
APTW-50	10 – 50 Nm	12 mm
APTW-100	20 – 100 Nm	12 mm
APTW-150	30 – 150 Nm	12 mm
APTW-200	40 – 200 Nm	14 mm
APTW-340	60 – 340 Nm	14 mm

TORQUE WRENCH INSERTS

Adapters	Description
APTH-12ADP	9 x 12 M to 14 x 18 F
APTH-14ADP	14 x 18 M to 9 x 12 F

Ring End Inserts	Description
APTH-12RE50	1/2" Ring End, 12 mm
APTH-14RE32	32 mm Ring End, 14 mm

Square Drive Inserts	Description
9 x 12	
APTH-12SD25	1/4" Sq. Dr.
APTH-12SD38	3/8" Sq. Dr.
APTH-12SD50	1/2" Sq. Dr.
14 x 18	
APTH-14SD50	1/2" Sq. Dr.

Blank End Inserts	Description
APTH-12BLANK	12 mm
APTH-14BLANK	14 mm

Ratchet Heads	Description
9 x 12	
APTH-12RT25	1/4" Sq. Dr.
APTH-12RT38	3/8" Sq. Dr.
APTH-12RT50	1/2" Sq. Dr.
14 x 18	
APTH-14RT50	1/2" Sq. Dr.
APTH-14RT34	3/4" Sq. Dr.

Open End Head Inserts

Model	Description	Model	Description	Model	Description
9 x 12		14 x 18			
APTH-120E7	7 mm OE	APTH-140E1	1" OE	APTH-140E25	25 mm OE
APTH-120E8	8 mm OE	APTH-140E13	13 mm OE	APTH-140E27	27 mm OE
APTH-120E9	9 mm OE	APTH-140E14	14 mm OE	APTH-140E30	30 mm OE
APTH-120E10	10 mm OE	APTH-140E15	15 mm OE	APTH-140E32	32 mm OE
APTH-120E11	11 mm OE	APTH-140E16	16 mm OE	APTH-140E34	34 mm OE
APTH-120E12	12 mm OE	APTH-140E17	17 mm OE	APTH-140E36	36 mm OE
APTH-120E13	13 mm OE	APTH-140E18	18 mm OE	APTH-140E38	38 mm OE
APTH-120E14	14 mm OE	APTH-140E19	19 mm OE	APTH-140E41	41 mm OE
APTH-120E15	15 mm OE	APTH-140E21	21 mm OE	APTH-140E118	1-1/8" OE
APTH-120E16	16 mm OE	APTH-140E22	22 mm OE	APTH-140E138	1-3/8" OE
APTH-120E17	17 mm OE	APTH-140E24	24 mm OE		
APTH-120E18	18 mm OE				
APTH-120E19	19 mm OE				
APTH-120E20	20 mm OE				
APTH-120E50	1/2" OE				

ATW Electronic Torque Wrenches

Precise Tightening and Auditing of Your Assembly Applications

"TRANSDUCERS ON A STICK"

- Non-Length Dependent – Where the operator's hand is positioned during use has no effect on torque readings
- Available in Industry Standard (IS) or Intelligent (Intellect) Configurations – Transducer is compatible with a wide variety of IS style instruments or Auditor Intellect instruments that self recognize the transducer
- Durable – Steel, Aluminum and Carbon Fiber construction provide optimal strength and weight. Transducer supplied with overload capacity of 150% of full scale
- Accurate – Torque readings are accurate to 1% of indicated reading in top 95% of full scale

ATW Torque Wrench Models

	Torque Range		Square Drive
Model	NM	FT-LB	IN
ATW-0100F	14 - 136	10 - 100	3/8
ATW-0200F	27 - 272	20 - 200	1/2
ATW-0500F	68 - 680	50 - 500	3/4
ATW-1000F	136 - 1,360	100 - 1,000	1

Required Accessory: ATDBRIS IS cable to connect Auditor ATDA instrument.

Phoenix III Transducerized Digital Torque Wrench

Quality Assurance Moves to the Next Level

The Phoenix III transducerized digital torque wrench sets a new standard for quality in Production or Auditing with a hand-held wrench. With Ranges from 1.5 - 600 Nm and available options up to 1,200 Nm, the Phoenix III covers a wide range of application demands and joint analysis requirements. Integrated Wi-fi technology expands the possibilities of reporting in Industry 4.0 methodologies.

FEATURES AND BENEFITS

- *Ultimate Flexibility:* Multiple Tightening Modes/Strategies
  - Free Test Mode: Track and Peak for testing without logging results.
  - Two Wrenches in One: Production/QA Functionality with multiple strategies
    - ➤ Torque Control (TC)
    - ➤ Torque Control + Angle Monitor (TC+AM)
    - ➤ Torque Control + Angle Control (TC+AC)
    - ➤ Breakaway
- *Easy Programming:* Configure Wrench through hassle-free TW Config software that is provided free of charge. Entries can be made using onboard wrench touchscreen or through connected PC
- *Industry 4.0:* Integrated 2.4Ghz Wi-fi module enables wireless communication over Open Protocol
- *Clear Results:* A 2.8" color display provides clear visualization of results with intuitive icons.
- Integrated barcode scanner module
- Wrench provides backup and restore of file settings. Data exportable in most industry-standard formats. Collected data can be reported to MSqnet software for production (MSqnet STA, TPC) and quality (MSqnet QA) applications
- 16 GB internal memory allows you to store up to 1,000,000 rundowns and traces, as well as 4,000 psets
- Li-ion 3.7V, 3,500 mAh battery provides 10 hours of continuous operation

Phoenix III Electronic Torque Wrench

Model*	Torque Range Nm	Torque Range Ft-Lb	End Connector mm	Length (minus insert) mm	Length (minus insert) in	Weight kg	Weight lb
Phoenix III-15nm	1.5 – 15	1.1 – 11	9x12	426	16.8	0.95	2.1
Phoenix III-30nm	3 – 30	2.2 – 22	9x12	426	16.8	0.95	2.1
Phoenix III-70nm	7 – 70	5.2 – 52	9x12	488	19.2	1.00	2.2
Phoenix III-100nm	10 – 100	7.4 – 74	9x12	488	19.2	1.03	2.3
Phoenix III-200nm	20 – 200	14.8 – 148	14x18	615	24.2	1.57	3.5
Phoenix III-300nm	30 – 300	22 – 220	14x18	765	30.1	1.69	3.7
Phoenix III-400nm	40 – 400	29.5 – 295	14x18	866	34.1	1.89	4.2
Phoenix III-600nm	60 – 600	44.3 – 443	14x18	1,050	41.3	2.02	4.5

* Common models shown. Models with capacity up to 1,200 Nm (885 ft-lb) available by request

Mobile Torque Testing Stations

AIMCO's Mobile Torque Testing Stations are portable devices employed to verify torque tools and torque auditing devices. These stations allow for movement of the testing systems to the line or flexibility within space-constrained tool cribs.



FEATURES AND BENEFITS

- Compatible with complete range of AIMCO's torque measurement and auditing equipment, including rotary and stationary transducers, torque testers, data collectors, and multiple joint kits, which facilitate tests on hard to soft joints
- Custom configured to the user's specific needs
- Ideal for measurement of continuous drive, impulse, and hand torque tools
- Flexible design, light and easy to maneuver. Durable and robust wheels for portable line-side tool testing
- Solutions for various torque ranges from 0.2 Nm to 500 Nm. Additional larger ranges possible by request
- Optional built-in battery system allows users to power and charge equipment on the go
- Can be configured to communicate with your system or our OMS management software
- Loaders for precise testing of manual torque wrenches can be specified

Mobile Torque Testing Station

Model	Weight LB	Weight KG	Dimensions H x W x D	Max Load LB	Max Load KG
Mobile Torque Testing Station	220	100	37.3 x 39.5 x 24.4 in 947 x 1004 x 620 mm	1,984	900

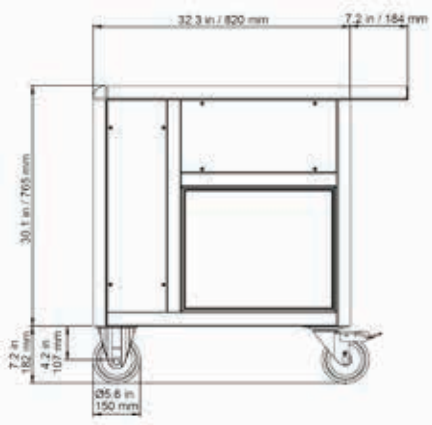

Torque Measurement: Transducers			
Features and Benefits Superior: • Accuracy • Compatibility • Durability Auditor offers multiple styles of transducers in various configurations. Industry standard transducers (2mv/v) and intellect transducers for Auditor instruments that reduce configuration set up time.	Rotary	Stationary	
	ARTIS	ASTIS	AISI - AISF*
	Auditor Rotary Transducer Industry Standard	Auditor Stationary Transducer Industry Standard	Auditor Industry Standard Stationary
Used in Conjunction with Analyzer			
AUET	X		
AUET/MTM	X	X	X
ATDA	X	X	X

* See Configuration Options on following page to configure complete part number for AISI / AISF models. Please contact an AIMCO Customer Service Associate for additional information, 1-503-254-6600, or toll free 1-800-852-1368.

AUDITOR ROTARY TRANSDUCERS

Suitable for use with all continuous drive tools, impulse tools and torque wrenches.

ARTIS Series

Model	Drive IN	Max Torque NM	Max Torque IN-LB/FT-LB	Weight LB
ARTIS-25H-2T(A)	1/4 Hex	2	18 in-lb	1.0
ARTIS-25H-5T(A)	1/4 Hex	5	44 in-lb	1.0
ARTIS-25H-10T(A)	1/4 Hex	10	88 in-lb	1.0
ARTIS-25H-20T(A)	1/4 Hex	20	180 in-lb	1.0
ARTIS-25S-10T(A)	1/4 Sq.	10	88 in-lb	1.0
ARTIS-25S-20T(A)	1/4 Sq.	20	180 in-lb	1.0
ARTIS-38S-25T(A)	3/8 Sq.	25	225 in-lb	1.2
ARTIS-38S-75T(A)	3/8 Sq.	75	50 ft-lb	1.2
ARTIS-50S-180T(A)	1/2 Sq.	180	130 ft-lb	1.5
ARTIS-75S-250T(A)	3/4 Sq.	250	180 ft-lb	2.2
ARTIS-75S-500T(A)	3/4 Sq.	500	370 ft-lb	2.2
ARTIS-100S-750T(A)	1 Sq.	750	553 ft-lb	4.0
ARTIS-100S-1400T(A)	1 Sq.	1400	1,025 ft-lb	4.0

*Add "A" to the end of the part number to indicate torque/angle transducer.

AUDITOR STATIONARY TRANSDUCERS

Stationary Transducers with joint rundown fixtures and, where applicable, bench stands.

ASTIS

ASTIS industry standard transducers can be used with multiple analyzers.

ASTIS Transducers

Model	Max Torque NM	Max Torque IN-LB/FT-LB	Drive IN
ASTIS-25D-11	11	100 in-lb	1/4
ASTIS-25D-28	28	250 in-lb	1/4
ASTIS-38D-135	135	100 ft-lb	3/8
ASTIS-50D-270	270	200 ft-lb	1/2
ASTIS-75D-1000	1017	750 ft-lb	3/4
ASTIS-100D-1700	1,695 Nm	1,250 ft-lb	1

AISI

AISI / AISF Transducers connect to the AUET/MTM and ATDA analyzers and mount directly to a benchtop.

AISI & AISF Transducers

Model*	Max Torque NM	Max Torque IN-LB/FT-LB	Weight KG	Weight LB	W X H X D MM	W X H X D IN	Drive IN
AISI-200025	2.8	25 in-lb	1.13	2.5	79 x 95 x 83	3.13 x 3.75 x 3.25	1/4
AISI-200100	11.3	100 in-lb	1.13	2.5	79 x 95 x 83	3.13 x 3.75 x 3.25	1/4
AISI-200500	56.5	500 in-lb	1.13	2.5	79 x 95 x 83	3.13 x 3.75 x 3.25	3/8
AISF-200100	135.6	100 ft-lb	2.25	5	100 x 65	4 x 3	1/2
AISF-200250	339	250 ft-lb	2.25	5	100 x 65	4 x 3	1/2
AISF-201000	1,350	1,000 ft-lb	2.8	6	100 x 65	4 x 3	1

* See Configuration Options below to configure complete part number for AISI / AISF models.

Auditor AISI / AISF Industry Standard Transducers Configuration Options

Base Model #	Angle	Capacity	Configuration	Expanded Range*	Digital	Drive Size	Wireless
Model # Digits 1–5	Model # Digit 6	Model # Digits 7–11	Model # Digit 12	Model # Digit 13	Model # Digit 14	Model # Digit 15	Model # Digit 16
	2 = No	00025 = 25 In-Lb / 25 Ft-Lb 00050 = 50 In-Lb / 50 Ft-Lb 00100 = 100 In-Lb / 100 Ft-Lb 00250 = 250 In-Lb / 250 Ft-Lb 00350 = 350 In-Lb / 350 Ft-Lb 00500 = 500 In-Lb / 500 Ft-Lb 00600 = 600 In-Lb / 600 Ft-Lb 00750 = 750 In-Lb / 750 Ft-Lb 01000 = 1,000 In-Lb / 1,000 Ft-Lb	1 = Bench Stand 2 = Inline 3 = Loader (1000 Series Only)	1 = Yes 2 = No	1 = Yes 2 = No	1 = 1/4" Hex (up to 100 In-Lb / 8.3 Ft-Lb) 2 = 1/4" Sq. (up to 100 In-Lb / 8.3 Ft-Lb) 3 = 3/8" Sq. (150–500 In-Lb / 12.5–41.7 Ft-Lb) 4 = 1/2" Sq. (1,800–3,000 In-Lb / 150–250 Ft-Lb) 5 = 3/4" Sq. (3,000–12,000 In-Lb / 250–1,000 Ft-Lb) 6 = 1" Sq. (12,000–24,000 In-Lb / 1,000–2,000 Ft-Lb) 7 = 1-1/2" Sq. (24,000+ In-Lb / 2,000+ Ft-Lb)	2 = No
Stationary							
AISI- (in-lb capacities)	2						2
AISF- (ft-lb capacities)	2						2

*Standard range is 10%-100% of maximum capacity. Expanded range is 5%-100% of maximum capacity.
Transducers are available in capacities of up to 10,000 Ft-Lb. Contact an AIMCO Customer Service Associate at 1-503-254-6600, or toll free 1-800-852-1368.

Torque Measurement: Rundown Fixtures				
Features and Benefits • Enables accurate and repeatable testing of pneumatic or electric power tools • Mechanical Belleville system of bolt, nut or nut body, Belleville washers and main housing, 1/4" – 3/4" drive sizes, 10 in-lb – 1,200 ft-lb • Fixtures can be ordered to simulate hard, med., or soft joints				
	ARDFA-XXXXHD ARDIA-XXXHD	ARDFA-XXXHDS ARDIA-XXXHDS	ARDFA-XXXHDE ARDIA-XXXHDE	ARDFA-XXX ARDIA-XXX
Wear-Resistant Heavy Duty	X			
Heavy Duty, Fully Encapsulated		X		
Heavy Duty, Encapsulated Washers			X	
Standard (Included w/analyzer)				X
Spline Drive				
Used in Conjunction with External Transducer				
ASTIS	X	X	X	X
AISI / AISF	X	X	X	X
ARTIS	X	X	X	X

*Spline drive feature provides rundown control when testing pulse tools.

HDS Series

HDE Series

HD Series

AUDITOR RUNDOWN FIXTURES

To test power tools, pneumatic or electric, consistent rotational speed must be achieved. The joint rundown fixture/simulator provides the means by which the tool motor and spindle rotates freely at the start of the test cycle and then develops torque as rotation resistance increases as fastener/joint load increases. The linearity and consistency of the joint rundown fixtures/simulators vary greatly and the tool test data is a product of the variations in these rundown fixtures. Higher quality joint rundown fixtures produce torque data with less scatter.

ARDIA Models

Model*	Recommended Torque Range NM	Recommended Torque Range IN-LB	Square Drive
ARDIA-10(HD)(HDE)(HDS)	.13 - 1.13	1.0 - 10	1/4"
ARDIA-25(HD)(HDE)(HDS)	.28 - 2.8	2.5 - 25	1/4"
ARDIA-50(HD)(HDE)(HDS)	.56 - 5.6	5 - 50	1/4"
ARDIA-100(HD)(HDE)(HDS)	1.3 - 11.3	10 - 100	1/4"
ARDIA-150(HD)(HDE)(HDS)	1.7 - 16.9	15 - 150	1/4"
ARDIA-250(HD)(HDE)(HDS)	2.8 - 28.3	25 - 250	3/8"
ARDIA-350(HD)(HDE)(HDS)	4 - 40	35 - 350	3/8"
ARDIA-500(HD)(HDE)(HDS)	5.6 - 56.5	50 - 500	3/8"
ARDIA-750(HD)(HDE)(HDS)	8.5 - 84.7	75 - 750	3/8"
ARDIA-1000(HD)(HDE)(HDS)	11.3 - 113	100 - 1,000	3/8"

*Add "HD" to part numbers for wear resistant models. Add "HDS" to part numbers for fully encapsulated wear resistant models.
*Add "HDE" to part numbers for partial encapsulated wear resistant models.

ARDFA Models

Model*	Recommended Torque Range NM	Recommended Torque Range FT-LB	Square Drive
ARDFA-100(HD)(HDE)(HDS)	13.6 - 136	10 - 100	1/2"
ARDFA-150(HD)(HDE)(HDS)	20.4 - 204	15 - 150	1/2"
ARDFA-250(HD)(HDE)(HDS)	34 - 340	25 - 250	1/2"
ARDFA-500(HD)(HDE)(HDS)	67.8 - 678	50 - 500	3/4"
ARDFA-600(HD)(HDE)(HDS)	81.6 - 816	60 - 600	3/4"
ARDFA-750(HD)(HDE)(HDS)	101.7 - 1,017	75 - 750	3/4"

* Add "HD" to part numbers for wear resistant models. Add "HDS" to part numbers for encapsulated wear resistant models.
* Add "HDE" to part numbers for partial encapsulated wear resistant models.

JOINT KITS

Joint kits are an essential accessory for accurate off-line testing of powered assembly tools.

- Represent production joint conditions off the production line
- Can be adjusted to include joint conditions specified by ISO 5393
- Allows free running of bolt before torque gradient
- Provide linear response. Repeatable 1/4" – 1" drive sizes, 28 – 1,695 Nm.

AJKR & AJKS Joint Kits

Rotary Kit*	Model	Drive Size - IN
AJKR	AJKR-28	1/4
	AJKR-135	3/8
	AJKR-271	1/2
	AJKR-1017	3/4
	AJKR-1695	1
Stationary Kit**		**Drive Size - IN**
AJKS	AJKS-25D	1/4
	AJKS-38D	3/8
	AJKS-50D	1/2
	AJKS-75D	3/4
	AJKS-100D	1

* AJKR for use with ARTIS external transducers..
**AJKS for use with ASTIS or ARTIS external transducers.



UFT SERIES HYDRAULIC MECHANICAL JOINT SIMULATORS

UFT-6

UFT-10

UFT-16

UFT-S10 UFT-S16

UFT-24

- Designed for pulse tool and continuous drive tool certification and testing, UFT Joint Simulators offer the most repeatable and linear joint rate simulation on the market
- For use with ARTIS external transducers
- Bolt tightening body and hydraulic pressure loading mechanism are connected by a hydraulic pressure circuit. Ideal for ISO 5393 test procedures
- Quickly and easily simulate three joint rates by opening or closing two external valves
- Specially coated testing bolt produces over 100,000 cycles without variation or deformation

UFT Joint Simulators

Model	Bolt Size	Torque Range NM	Torque Range FT-LB	Weight LB	Weight KG
UFT-6	M5	3.2 - 5.4	2 - 4	8	3.6
	M6	5.4 - 14.7	4 - 11		
UFT-10 / UFT-S10	M6	6.7 - 14.7	5 - 11	43	19.5
	M8	14.7 - 31.4	11 - 23		
	M10	31.4 - 53.9	23 - 40		
UFT-16 / UFT-S16	M12	53.9 - 88.2	40 - 65	88	40
	M14	88.2 - 149	65 - 110		
	M16	149 - 190	110 - 140		
UFT-24*	M18	190 - 294	140 - 217	108	49.1
	M20	294 - 441	217 - 325		
	M24	441 - 686	325 - 506		

* UFT-24 medium hard/soft joints only
Reaction fixture for continuous drive tools not included. Sockets included.

Torque Measurement Cables

ICBL-USB

ATDBLIS

ATDBRIS

ICBL-10P

ICBL-4P

ICBL-5000L

ICBL-8000DIG

Torque Measurement Cables

Model	Description	Serial Cable	Transducer Cable	Rotary	Rotary W/Angle	Stationary	Ind Std	Intellect
ICBL-USB*	Connects between COM port of display to PC	X						
ATDBLIS*	Connect to IS transducer w/ angle - 10 pin		X		X		X	
ATDBRIS*	Connect to IS transducer - 4 pin		X	X		X	X	
ICBL-10P*	Intellect transducer cable. Identification chip in cable - 10 pin connector		X		X			X
ICBL-4P*	Intellect transducer cable. Identification chip in cable - 4 pin connector		X	X		X		X
ICBL-5000L	Connect from AUET/MTM & ATDA to Intellect Transducers, Analog AISI / AISF		X			X		X
ICBL-8000DIG	Connect PC to digital transducers through digital module		X					

* Compatible with ATDA, AUET products

Tester / Analyzer Compatibility

Model	ATC	AUET	AUET/MTM	AUET-DC	AUET/MTM-DC	ATDA	ATDA-DC	AISWT Switchbox	AIMTS Test Stand
ICBL-USB	X	X	X	X	X	X	X		
ATDBLIS		X	X	X	X	X	X		
ATDBRIS		X	X	X	X	X	X		
ICBL-10P		X	X	X	X	X	X		
ICBL-4P		X	X	X	X	X	X		
ICBL-5000L			X		X	X	X	X	X
ICBL-8000DIG									X

Transducer Compatibility

Model	Stationary			Rotary
	ASTIS	Analog AISI/AISF	Digital AISI/AISF	ARTIS
ATDBLIS				X
ATDBRIS	X			X
ICBL-10P				X
ICBL-4P				X
ICBL-5000L		X		
ICBL-8000DIG			X	

AUDITOR™

AcraDyne High Torque Pneumatic Tools

AAP1B66600A

AAP1B76950A

AAP1B772000A

AAP1B885100A

FEATURES AND BENEFITS

AcraDyne's High Torque Pneumatic Bolting Tools offer a reliable and dependable solution for the installation and removal of heavy-duty fasteners. Appropriate for use in industries requiring high torque capability, accuracy, power, and safety.

- Modular design allows for ease of maintenance
- Interchangeable motors and gearing
- Same proven and reliable gearbox as the AcraDyne DC line
- One-hand reverse



AcraDyne® A Division of AIMCO HT

AAP1B Series Tools

Model	Torque (NM)	Torque (FT-LB)	Speed (RPM)	Weight (LB)	Square Dr. (IN)	Air Consumption (CFM)
AAP1B66400A	400	300	57	9.75	3/4	22.9
AAP1B66600A	600	450	39	9.75	3/4	22.9
AAP1B66850A	850	625	27	9.75	3/4	22.9
AAP1B76950A	950	700	31	10.4	3/4	26.3
AAP1B771350A	1,350	1,000	22	10.4	1	26.3
AAP1B772000A	2,000	1,475	14	12.7	1	26.3
AAP1B772950A	2,950	2,175	9	14.9	1	26.3
AAP1B885100A	5,100	3,775	8	23	1-1/2	31.5

AIR PREPARATION UNITS

Many stacking filter/regulator combinations are available. See page 155 for options.

AFRL-4

AFRL-4HTA
Standalone Unit

28178
HT Air Tool/AFRL
Carrying Kit

Maximum allowable Input Pressure not to exceed 120 PSI.

AcraDyne High Torque, High Speed Pneumatic Tools

Our High-Torque, High-Speed Pneumatic Bolting Tools offer a reliable and dependable solution for the installation and removal of heavy-duty fasteners with high torque capability, accuracy, power, and safety.

FEATURES AND BENEFITS

- Dual motor design provides extremely fast rundown speed
- Improved torque to weight ratio
- Full swivel gearcase facilitates reaction bar positioning for ease of use and operator comfort
- Handle exhaust with low sound level
- Uses the same durable and reliable gearbox from our DC line of high torque tools
- Modular design allows for easy maintenance
- Two-piece handle construction enables flexible handle design
- Available in reversible and non-reversible models

AAP2B Series Tools

Model	Torque (NM)	Torque (FT-LB)	Speed (RPM)	Weight (LB)	Weight (KG)	Length (IN)	Length (MM)	Square Dr. (IN)
AAP2B76250A	250	185	660	10.5	4.8	10	255	3/4
AAP2B76450A	450	330	335	10.5	4.8	10	255	3/4
AAP2B76650A	650	480	223	10.5	4.8	10	255	3/4
AAP2B76950A	950	700	153	10.5	4.8	10	255	3/4
AAP2B771400A	1,400	1,000	110	14.6	6.6	10	255	1
AAP2B772000A	2,000	1,475	63	14.8	6.7	11.2	284	1
AAP2B773000A	3,000	2,210	52	15.0	6.8	11.6	293	1
AAP2B785100A	4,800	3,540	26.5	19.7	8.9	13.3	338	1.5

AAP2B Series Reversible Tools

Reversible Model	Torque (NM)	Torque (FT-LB)	Speed (RPM)	Weight (LB)	Weight (KG)	Length (IN)	Length (MM)	Square Dr. (IN)
AAP2B76250AR	250	185	660	12.3	5.6	12.5	317	3/4
AAP2B76450AR	450	330	335	12.3	5.6	12.5	317	3/4
AAP2B76650AR	650	480	223	12.3	5.6	12.5	317	3/4
AAP2B76950AR	950	700	153	12.3	5.6	12.5	317	3/4
AAP2B771400AR	1,400	1,000	110	16.4	7.4	12.6	319	1
AAP2B772000AR	2,000	1,475	63	16.6	7.5	13.6	346	1
AAP2B773000AR	3,000	2,210	52	16.8	7.6	14.0	356	1
AAP2B785100AR	4,800	3,540	26.5	21.5	9.7	15.8	400	1.5

Polyurethane Hose for HT Tools

- Durable Polyurethane is chemical resistant and lightweight, and provides excellent recoil memory and maximum flexibility
- Available in transparent hose color (opaque also available)
- Assemblies for coiled hose include reusable swivel fitting. Straight hose available with or without fittings
- Working temperature: –104° F to 175° F
- Working pressure: 100 PSI

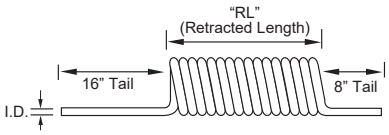

Single Air Hose Assemblies (Coiled)

Model	Description (O.D. x I.D. x Length)	Retracted Length	Npt Fittings
ASH-500C-15MSZ	3/4" x 1/2" x 15'	13"	1/2"
ASH-500C-25MSZ	3/4" x 1/2" x 25'	23"	1/2"

Custom length coil assemblies and special colors available in minimum order quantities. Contact an AIMCO Customer Service Associate, 1-503-254-6600, or toll free 1-800-852-1368.

Straight Air Hose (Sold Per Foot)

MODEL	DESCRIPTION
ASH-500Z	1/2" I.D.

Contact an AIMCO Customer Service Associate about full reel pricing, 1-503-254-6600, or toll free 1-800-852-1368.

Rubber Hose for HT Tools

- Designed for use in a wide range of industrial, construction, and agricultural applications
- Constructed of high grade, reinforced EPDM synthetic rubber
- Working temperature: –40° F to 190° F

Single Air Hose (Rubber)

I.D.	O.D.	Length	Working Pressure	Weight
1/2"	0.81"	10 ft	200 psi	2.0 lb
5/8"	0.97"	10 ft	200 psi	2.7 lb
3/4"	1.12"	10 ft	200 psi	3.4 lb

Custom lengths available. Contact an AIMCO Customer Service Associate for more details, 1-503-254-6600, or toll free 1-800-852-1368.

REACTION BARS

Tool includes standard, spline attachment reaction device. See page 44 for part numbers. Custom reaction devices are available; contact an AIMCO Customer Service Associate for more details, 1-503-254-6600, or toll free 1-800-852-1368.

Air Line Fittings

Plugs

Model	Description
28161	1/2" x 1/4" MPT
28162	1/2" x 3/8" MPT
28163	1/2" x 1/2" MPT
28164	1/2" x 1/2" FPT

Quick-Change Couplers

Model	Description
27768	1/2" FPT
27769	1/2" MPT

Protective Coupler

Model	Description
27771	Vinyl

Swivel Fitting

Model	Capacity
500-SZ	1/2" NPT Swivel Fitting

HOW DOES A PULSE TOOL WORK?

The unique design of a pulse tool, combining motor power and hydraulics, leads to an assembly tool that produces smooth, controlled torque in a series of very fast (2 – 4 milliseconds) events and virtually no torque reaction.

- At free-speed, the entire pulse unit, a sealed cylinder containing hydraulic fluid and an output shaft, rotates at the same speed as the tool motor
- As resistance to rotation increases, the rotation of the output shaft slows, while the rotation of the cylinder and the hydraulic fluid continues until they approach a seal point within the cylinder
- This seal point produces an increase in fluid pressure and transmits the energy from the rotational mass of the cylinder and fluid to the output shaft, producing torque on the fastener
- After a series of these cycles (pulses), fluid pressure builds to a point that overcomes the limit of a relief valve, allowing pressure to drop and torque to be controlled

BENEFITS OF AIMCO PULSE TOOLS:

Pulse tools offer advantages in all of the PERQ® elements – productivity, ergonomics, reliability and quality

By partnering with AIMCO, manufacturers can apply the advantages of pulse tools in many ways to reduce production costs and increase profits.

- Productivity – Combining high operating speeds with one-handed operation, AIMCO pulse tools help manufacturers produce at the highest possible rates
- Ergonomics – Light weight, low vibration and no torque reaction make AIMCO pulse tools the safest assembly tools available for threaded assembly
- Reliability – Advances in design and AIMCO's extensive maintenance and training programs add up to years of low cost service from any AIMCO pulse tool
- Quality – AIMCO pulse tools offer the most repeatable torque and clamp load results of any assembly tool, guaranteeing high product quality for manufacturers

PATENTED AUTO RELIEF TECHNOLOGY:

UAT features patented Auto Relief Technology providing additional control to the application of torque during the pulsing events.

- Auto Relief eliminates initial spike of torque during a cycle. Highly effective on hard joint applications
- Auto Relief ramps up pressure within the pulse unit resulting in more pulses in less time providing a more efficient and even torque event

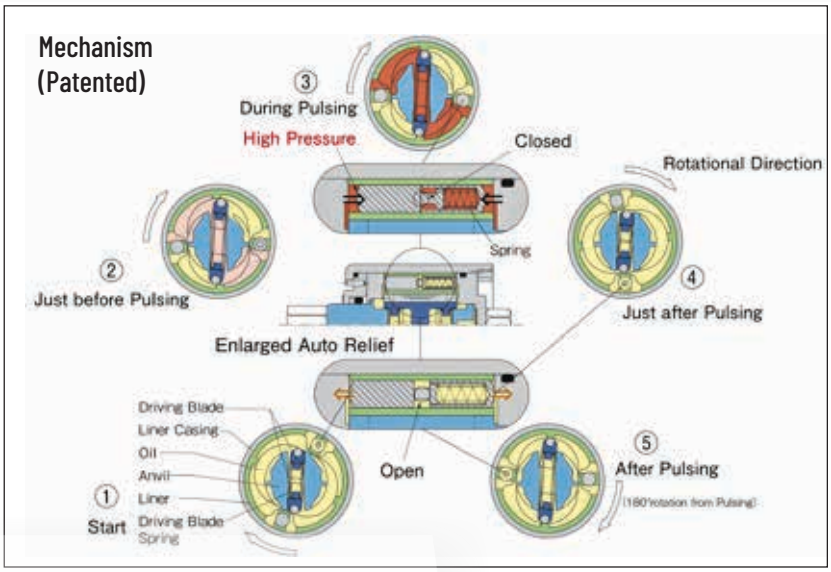

A NEW LEAP FORWARD IN PRODUCTIVITY AND QUALITY:

- Fastening accuracy and time can be improved by as much as 30% depending on application

Fastening efficiency comparison (UAT vs ULT)

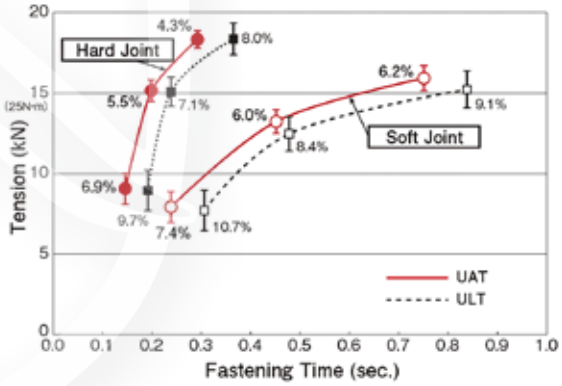

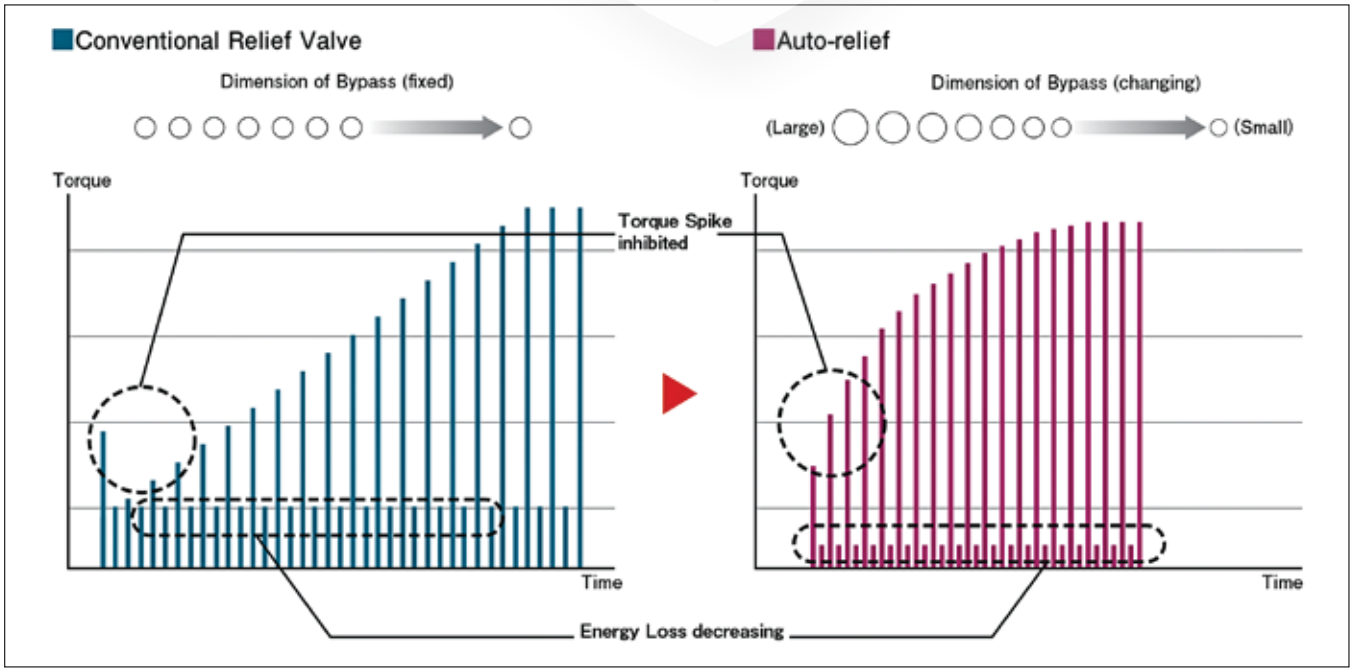

Omega Pulse Tools: UAT Series



UAT Series Pistol Shut-Off Tools

Recommended Air Pressure: 85 psi

Model	Free Speed RPM	Torque Range NM	Torque Range FT-LB	Weight LB	Weight KG	Overall Length IN	Overall Length MM	Drive IN	Sound Level dB(A)	Air Usage CFM
UAT-30D	4,200	2.5 - 5.5	1.9 - 4.1	1.9	0.9	6.5	165	1/4	76	10.5
UAT-40	3,800	4.5 - 8	3.3 - 5.9	2.0	0.9	6.4	162	3/8	75	8.8
UAT-40D	3,800	4.5 - 8	3.3 - 5.9	2.0	0.9	6.5	165	1/4	75	8.8
UAT-50	4,600	7 - 15.5	5.2 - 11.5	2.0	0.9	6.4	162	3/8	78	8.8
UAT-50D	4,600	7 - 15.5	5.2 - 11.5	2.0	0.9	6.5	165	1/4	78	8.8
UAT-50L	4,000	7 - 15.5	5.2 - 11.5	2.0	0.9	6.4	162	3/8	75	8.8
UAT-50DL	4,000	7 - 15.5	5.2 - 11.5	2.0	0.9	6.5	165	1/4	75	8.8
UAT-60	6,700	15 - 32	11.1 - 23.7	2.1	1.0	6.8	174	3/8	80	12.3
UAT-60D	6,700	15 - 32	11.1 - 23.7	2.1	1.0	7.0	177	1/4	80	12.3
UAT-60L	6,000	13 - 28	9.6 - 20.7	2.1	1.0	6.8	174	3/8	77	8.8
UAT-70	6,000	30 - 55	22.2 - 40.7	2.3	1.1	7.1	180	3/8	80	14.0
UAT-70L	5,300	25 - 48	18.5 - 35.5	2.3	1.1	7.1	180	3/8	78	10.5
UAT-80	5,600	45 - 63	33.3 - 46.6	2.8	1.3	7.3	186	3/8	80	16.8
UAT-90	5,700	50 - 85	37.0 - 62.9	3.2	1.5	7.6	192	1/2	82	18.6
UAT-90L	5,100	45 - 75	33.3 - 55.5	3.2	1.5	7.6	192	1/2	79	15.8
UAT-100	5,200	70 - 130	51.8 - 96.2	3.7	1.7	7.8	199	1/2	82	19.3
UAT-100L	5.200	60 - 110	44.4 - 81.4	3.7	1.7	7.8	199	1/2	79	16.8
UAT-130	4,500	110 - 150	81.4 - 111	5.1	2.3	8.5	217	1/2	82	24.6
UAT-150	3,900	140 - 210	103.6 - 155.4	6.4	2.9	9.5	240	3/4	82	24.6
UAT-180	3,300	160 - 250	118.4 - 185	8.1	3.7	10.5	264	3/4	84	24.6
UAT-200	2,400	200 - 400	148 - 296	12.8	5.8	11.0	279	3/4	85	35.2
UAT-200L	2,400	170 - 280	125.8 - 207.2	12.8	5.8	11.0	279	3/4	85	24.6

Air Hose Size: 1/4" ID for UAT-30D to UAT-50, 3/8" ID for UAT-60 to UAT-100, 1/2" ID for UAT-100L to UAT-200L Air Inlet Thread: 1/4" NPT for UAT-30D to UAT-150, 3/8" NPT for UAT-180 to UAT-200L
Note Torque Ranges reflect residual B joint torque values
UAT Models containing "L" indicate models designed to run at 57 PSI air pressure. UAT Models containing "D" indicate 1/4" quick change bit holder
Most models can be equipped with TM (Tightening Monitor) feature for use with qualifier systems. Order TM tools by adding "TM" to model number (for example, UAT-60 becomes UAT-60TM).

UAT Series Inline Shut-Off Tools

Recommended Air Pressure: 85 psi

Model	Free Speed RPM	Torque Range NM	Torque Range FT-LB	Weight LB	Weight KG	Overall Length IN	Overall Length MM	Drive IN	Sound Level dB(A)	Air Usage CFM
UAT-30SD	3,400	2.5 - 5.5	1.9 - 4.1	1.9	0.8	8.7	222	1/4	68	12.3
UAT-40S	3,300	4.5 - 8.0	3.3 - 5.9	1.9	0.9	8.8	224	3/8	70	7.0
UAT-40SD	3,300	4.5 - 8.0	3.3 - 5.9	1.9	0.9	8.9	227	1/4	70	7.0
UAT-50S	3,900	7.0 - 15.5	5.2 - 11.5	1.9	0.9	8.8	224	3/8	78	8.8
UAT-50SD	3,900	7.0 - 15.5	5.2 - 11.5	1.9	0.9	8.9	227	1/4	78	8.8
UAT-50SL	3,800	7.0 - 15.5	5.2 - 11.5	1.9	0.9	8.8	224	3/8	75	7.0
UAT-50SDL	3,800	7.0 - 15.5	5.2 - 11.5	1.9	0.9	8.9	227	1/4	75	7.0
UAT-60S	5,700	15.0 - 32.0	11.1 - 23.7	1.9	0.9	9.0	229	3/8	80	10.5
UAT-60SD	5,700	15.0 - 32.0	11.1 - 23.7	1.9	0.9	9.1	232	1/4	80	10.5
UAT-60SL	5,300	13.0 - 28.0	9.6 - 20.7	1.9	0.9	9.0	229	3/8	77	8.8
UAT-60SDL	5,300	13.0 - 28.0	9.6 - 20.7	1.9	0.9	9.1	232	1/4	77	8.8
UAT-70S	4,700	30.0 - 50.0	22.2 - 37.0	2.1	1.0	9.4	239	3/8	80	12.3
UAT-70SL	4,400	25.0 - 45.0	18.5 - 33.3	2.1	1.0	9.4	239	3/8	78	9.5

Air Hose Size: 1/4" ID for UAT-30 to UAT-50, 3/8" ID for UAT-60 to UAT-70 Air Inlet Thread: 1/4" NPT
Note Torque Ranges reflect residual B joint torque values UAT Models containing "D" indicate 1/4" quick change bit holder
UAT Models containing "L" indicate models designed to run at 57 PSI air pressure.
Most models can be equipped with TM (Tightening Monitor) feature for use with qualifier systems. Order TM tools by adding "TM" to model number (for example, UAT-60 becomes UAT-60TM).

* ϵ logo indicates where ERGO-DRIVE sockets/extensions benefit tool operation.

OMEGA UL SERIES ϵ

Whether the goal is improving productivity, ergonomics, reliability, or quality, the UL Series contains the technology to achieve success.

FEATURES AND BENEFITS

- Models available from 6 – 230 Nm (4.4 – 170 Ft-lb)
- Available in Standard, Tightening Monitor, and Transducerized versions
- High power-to-weight ratio
- Reduced maintenance and extended service life
- Environmentally friendly design
- Accurate and repeatable

UL-30
UL-50

UL-60
UL-70

Omega Series Pulse Unit

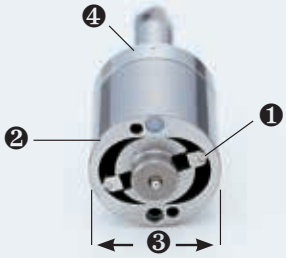

❶ Roller bearings – reduced friction

❷ Accumulator – stable fluid temperature

❸ Reduced size – lightweight tools

❹ New O-ring design – better durability

UL-40

UL-80

UL-90

UL-100

UL-130
UL-150

UL Series Pistol Non Shut-Off Tools

Recommended Air Pressure: 85 psi

Model	Free Speed RPM	Torque Range NM	Torque Range FT-LB	Weight LB	Weight KG	Overall Length IN	Overall Length MM	Drive IN	Sound Level dB(A)	Air Usage CFM
UL-30D	5,700	6 - 12	4.4 - 8.9	1.5	0.7	5.4	137	1/4 hex	75	7.0
UL-30	5,700	6 - 12	4.4 - 8.9	1.5	0.7	5.2	133	3/8 sq.	75	7.0
UL-40D	6,100	11 - 20	8.1 - 14.8	1.5	0.7	5.4	137	1/4 hex	75	7.0
UL-40	6,100	13 - 22	9.6 - 16.3	1.5	0.7	5.2	133	3/8 sq.	75	7.0
UL-50D	6,400	18 - 28	13.3 - 20.7	1.7	0.8	5.8	146	1/4 hex	78	10.5
UL-50	6,400	22 - 35	16.3 - 25.9	1.7	0.8	5.5	140	3/8 sq.	78	10.5
UL-60D	7,000	22 - 35	16.3 - 25.9	1.8	0.8	5.6	143	1/4 sq.	80	14.0
UL-60	7,000	32 - 50	23.7 - 37.0	1.8	0.8	5.5	140	3/8 sq.	80	14.0
UL-70	5,700	40 - 65	29.6 - 48.1	2.1	1.0	6.0	153	3/8 sq.	80	15.8
UL-80	5,900	45 - 70	33.3 - 50.0	2.5	1.1	6.4	162	3/8 sq.	80	16.8
UL-90	6,000	60 - 100	44.4 - 74.0	2.9	1.3	6.7	170	1/2 sq.	82	18.6
UL-100	5,400	80 - 130	59.2 - 96.2	3.7	1.7	7.0	177	1/2 sq.	80	20.3
UL-130	4,400	100 - 160	74.0 - 118.4	5.1	2.3	7.8	197	1/2 sq.	83	22.7
UL-150	3,800	150 - 230	109.9 - 169.6	6.6	3.0	8.4	213	3/4 sq.	84	24.7

UL-30S

UL-40S

UL-50S

UL-60S

UL-70S

UL Series Inline Non Shut-Off Tools

Recommended Air Pressure: 85 psi

Model	Free Speed RPM	Torque Range NM	Torque Range FT-LB	Weight LB	Weight KG	Overall Length IN	Overall Length MM	Drive IN	Sound Level dB(A)	Air Usage CFM
UL-30SD	5,000	6 - 12	4.4 - 8.9	1.4	0.6	8.2	209	1/4 hex	75	8.1
UL-30S	5,000	6 - 12	4.4 - 8.9	1.4	0.6	8.1	205	3/8 sq.	72	8.1
UL-40SD	5,000	9 - 20	6.7 - 14.8	1.4	0.6	8.2	209	1/4 hex	75	8.1
UL-40S	5,000	11 - 22	8.1 - 16.3	1.4	0.6	8.1	205	3/8 sq.	72	8.1
UL-50SD	6,400	18 - 28	13.3 - 20.7	1.6	0.7	8.4	214	1/4 hex	78	12.3
UL-50S	6,400	22 - 35	16.3 - 25.9	1.6	0.7	8.2	208	3/8 sq.	78	12.3
UL-60SD	6,700	22 - 35	16.3 - 25.9	1.7	0.8	8.3	212	1/4 hex	80	15.8
UL-60S	6,700	32 - 50	23.7 - 37.0	1.7	0.8	8.2	209	3/8 sq.	80	15.8
UL-70S	5,400	36 - 60	26.6 - 44.4	1.9	0.9	8.8	223	3/8 sq.	84	14.0

Air Hose Size: 1/4 I.D. for UL-30 (D/SD) - UL-50 (D/SD) - 3/8" I.D. for UL-60 (D/SD) - UL-150 (D/SD) Air Inlet: N.P.T. 1/4 NOTE: Torque ranges reflect residual B joint torque values
All pulse tools ending in "D" include a 1/4" Hex quick-change bit holder.

* ϵ logo indicates where ERGO-DRIVE sockets/extensions benefit tool operation.

ULT-40C
ULT-50C

ULT-60C

ULT-70C

ULT-70CH

ULT Series Angle Shut-Off Tools ϵ

Recommended Air Pressure: 85 psi

Model	Free Speed RPM	Torque Range NM	Torque Range FT-LB	Weight LB	Weight KG	Overall Length IN	Overall Length MM	Drive IN	Sound Level dB(A)	Air Usage CFM
Angle										
ULT-40C	3,500	4.5 - 7.5	3.3 - 5.6	2.9	1.30	9.8	250	3/8" Sq. Dr.	70	7.0
ULT-50C	4,500	7.0 - 15.5	5.2 - 11.5	3.0	1.35	9.8	250	3/8" Sq. Dr.	78	8.6
ULT-60C	5,200	13 - 28	9.6 - 20.7	3.2	1.45	10.3	261	3/8" Sq. Dr.	80	10.5
ULT-70C	4,400	20 - 35	14.8 - 25.9	3.6	1.65	10.8	275	3/8" Sq. Dr.	82	12.3
ULT-70CH	2,500	30 - 50	22.2 - 37.0	4.1	1.85	11.4	290	1/2" Sq. Dr.	82	12.3

"L" following model number denotes Low Air Pressure type
"H" within model number denotes High Torque type

NOTE: Torque ranges reflect residual B joint torque values

AIMCO
WWW.AIMCO-GLOBAL.COM

* ϵ logo indicates where ERGO-DRIVE sockets/extensions benefit tool operation.

Acra-Pulse Series

U-350D

UXR-2000

UX-ST800

Acra-Pulse Pistol Tools ⋐

Recommended Air Pressure: 85 psi

Model	Free Speed RPM	Torque Range* NM	Torque Range* FT-LB	Overall Length MM	Overall Length IN	Weight LB	Weight KG	From Center To Outside MM	From Center To Outside IN	Drive SIZE	Noise Level dB(A)	Air Hose I.D.	Air Inlet N.P.T.	Air Usage CFM
Non Shut-Off, 1/4" Hex Dr.	1/4" Quick Change Chuck Standard											Air Hose Size: 1/4" I.D.	Air Inlet: N.P.T. 1/4"	
U-350D	10,500	3.5 - 5.8	2.5 - 4.2	154	6.1	1.7	0.8	22.0	0.9	1/4" Hex	74	1/4"	1/4"	5.3
Non Shut-Off, 3/4" Sq. Dr.	Torque Control in Right-Hand Rotation Standard Left-Hand Rotation also available for UXR-2000											Air Hose Size: 1/2" I.D.	Air Inlet: N.P.T. 3/8"	
UXR-2000	4,200	300 - 450	220 - 330	282	11.1	14.3	6.5	47.0	1.8	3/4" Sq. Dr.	85	1/2"	3/8"	31.5
Non Shut-Off, 3/8" Sq. Dr. Auto Reversing Stud Bolt Wrench												Air Hose Size : 3/8" I.D.	Air Inlet: N.P.T. 1/4"	
UX-ST800	7,300	35 - 55	25 - 40	195	7.7	3.8	1.8	28.0	1.1	3/8" Sq. Dr.	75	3/8"	1/2"	10.5

* NOTE: Torque range reflects residual B joint torque values

U-310SD

U-350SD

UX-900S

UXR-T2400S
UXR-T3000S

Acra-Pulse Inline Tools ⋐

Recommended Air Pressure: 85 psi

Model	Free Speed RPM	Torque Range* NM	Torque Range* FT-LB	Overall Length MM	Overall Length IN	Weight LB	Weight KG	From Center To Outside MM	From Center To Outside IN	Drive SIZE	Noise Level dB(A)	Air Hose I.D.	Air Inlet NPT	Air Usage CFM
Non Shut-Off, 1/4" Hex Dr.	1/4" Quick Change Chuck Standard													
U-310SD	11,000	2.5 - 3.1	1.8 - 2.2	222	8.7	1.5	0.6	18.0	0.7	1/4" Hex	74	1/4"	1/4"	5.3
U-350SD	10,500	3.5 - 5.8	2.5 - 4.2	238	9.4	1.5	0.7	22.0	0.7	1/4" Hex	74	1/4"	1/4"	5.3
Non Shut-Off, 1/2" Sq. Dr.														
UX-900S	7,600	45 - 75	35 - 55	310	12.2	3.9	1.8	37.5	1.1	1/2" Sq. Dr.	75	3/8"	1/4"	14.9
Shut-Off, 1" Sq. Dr.	Inside Trigger Standard													
UXR-T2400S	3,600	360 - 650	260 - 470	444	17.5	26.5	12.0	61.5	2.4	1" Sq. Dr.	85	1/2"	1/2"	35.3
UXR-T3000S	4,400	450 - 850	330 - 620	477	18.8	32.0	14.5	62.0	2.4	1" Sq. Dr.	85	1/2"	1/2"	37.1

* NOTE: Torque range reflects residual B joint torque values

UX-500C

UX-612C

UX-700C

UX-800C

UX-1000C

Acra-Pulse Angle Tools

Recommended Air Pressure: 85 psi

Model	Free Speed RPM	Torque Range* NM	Torque Range* FT-LB	Weight LB	Weight KG	Overall Length MM	Overall Length IN	Drive SIZE	Noise Level dB(A)	Air Hose I.D.	Air Inlet N.P.T.	Air Usage CFM
Non Shut-Off, 3/8" Sq. Dr.												
UX-500C	9,300	13 - 20	10.0 - 15.0	2.8	1.3	270	10.6	3/8" Sq. Dr.	82	1/4"	1/4"	8.8
UX-612C	9,800	16 - 28	12.0 - 20.0	3.0	1.4	283	11.1	3/8" Sq. Dr.	85	3/8"	1/4"	11.2
UX-700C	9,500	20 - 36	16.0 - 28.0	3.7	1.7	273	10.8	3/8" Sq. Dr.	85	3/8"	1/4"	12.3
UX-800C	9,000	29 - 43	20.0 - 31.0	4.3	1.9	285	11.2	3/8" Sq. Dr.	85	3/8"	1/4"	14.1
Non Shut-Off, 1/2" Sq. Dr.												
UX-1000C	6,800	50 - 80	40.0 - 58.0	6.8	3.1	365	14.4	1/2" Sq. Dr.	90	3/8"	1/4"	17.9

*NOTE: Torque ranges reflect residual B joint torque values

* ⋐ logo indicates where ERGO-DRIVE sockets/extensions benefit tool operation.

UTM Series Fastening Counter

Flexible Poka-Yoke for Quality and Line Control

The UTM-1500 Fastening Counter helps you verify that your assembly procedures are being followed. Parameter setup is simple and can be programmed at the front panel or via a PC. The UTM-1500 provides audible and visual Accept/Reject indications on all rundowns, ensuring that all your fastening is secure.

FEATURES AND BENEFITS

- For use with tools that have the TM feature installed, including AIMCO pulse tools, AIMCO angle nutrunners, AIMCO clutch screwdrivers, and all pistol or lever-start screwdrivers
- Automatically set up pressure values
- Communication and line control:
  - PLC communication inputs (5)/outputs (8)
  - Remote parameter switch selection
  - Variable relays for interfacing with process equipment
  - Optional network interfaces available
- Qualification of "good cycle"

PROCESS VERIFICATION

- Four selectable parameters
- Cycle counting and batch counting
- Programmable timers for detection of double hits, cross-threads, or premature trigger release

A COMPLETE TURNKEY SYSTEM INCLUDES:

- New or retrofitted TM tool
  - Retrofit most existing AIMCO tools for under $200. Contact an AIMCO Customer Service Associate, 1-503-254-6600, or toll free 1-800-852-1368.
  - Order TM tools by adding "TM" to model number. (Example: UAT-70 becomes UAT-70TM)
- UTM-1500 Fastening Counter
- Digital Pressure Switch (878-845-1)
- 5 m Sensor Cable (910-831-0) or 10 m Sensor Cable (910-832-0)

UTM Series Fastener Counters

Model	Voltage & Frequency	Operational Ambient Temperature	Operational Ambient Humidity	Dimensions	Weight LB	Weight KG
UTM-1500	115 V / 50 Hz	0 – 50º C (non-freezing)	90% RH or less (no dew)	200 mm x 210 mm x 100 mm 7.9" x 8.3" x 3.9"	4.5	2.0

BP-T Pulse Series Cordless Tools

"Operator First" design means a lighter-weight, ergonomic pulse tool

FEATURES AND BENEFITS

- Direct Power Train and High-Efficiency Brushless Electric Motor deliver reduced noise and vibration
- Hydraulic Impulse Unit delivers reaction-free tightening
- Cooling fan improves heat management, increasing duty cycle up to 20% over the UDBP-TA series
- High-capacity Li-Ion battery pack provides up to 20% more fastener runs per charge than the UDBP-TA series
- The Ergonomic Handle coupled with a Compact Design provides an improved user experience
- Available in regular and wireless transmitting versions (RF8). RF8 models communicate with a receiver for Line Control interfacing

BP-T Series Tools

Model*	Capacity (Nominal Bolt Size) MM	Capacity (Nominal Bolt Size) IN	Torque Range NM	Torque Range FT-LB	Free Speed	Overall Length MM	Overall Length IN	Weight W/O Socket Bit W/Battery KG	Weight W/O Socket Bit W/Battery LB	Weight W/O Socket Bit W/Out Battery KG	Weight W/O Socket Bit W/Out Battery LB	From Center To Outside MM	From Center To Outside IN	Sq. Dr Or Hex Size MM	Sq. Dr Or Hex Size IN	Sound Level dB(A)	Battery Voltage (Capacity)
BP-T40-(B)(KIT)	5	No. 10	4.5-8	3.3-5.9	3,300	197	7.8	1.4	3.08	1.15	2.53	27	1.1	9.5 Hex	3/8 Sq.	75	10.8V (2.0Ah)
BP-T40D-(B)(KIT)	5	No. 10	4.5-8	3.3-5.9	3,300	200	7.9	1.4	3.08	1.15	2.53	27	1.1	6.35 Hex	1/4 Hex	75	10.8V (2.0Ah)
BP-T50-(B)(KIT)	6-8	1/4-5/16	7-15	5.1-11.1	3,900	197	7.8	1.4	3.08	1.15	2.53	27	1.1	9.5 Sq.	3/8 Sq.	76	10.8V (2.0Ah)
BP-T50D-(B)(KIT)	6-8	1/4-5/16	6.5-13	4.8-9.6	3,900	200	7.9	1.4	3.08	1.15	2.53	27	1.1	6.35 Hex	1/4 Hex	76	10.8V (2.0Ah)
BP-T60-(B)(KIT)	8	5/16	13-26	9.6-19.2	4,800	202	8.0	1.6	3.52	1.25	2.75	27	1.1	9.5 Sq.	3/8 Sq.	76	14.4V (2.0Ah)
BP-T60D-(B)(KIT)	8	5/16	13-26	9.6-19.2	4,800	205	8.1	1.6	3.52	1.25	2.75	27	1.1	6.35 Hex	1/4 Hex	77	14.4V (2.0Ah)

* Base models come with no battery. Batteries are available separately or in tool/kit combinations.
Add "B" to end of the model number to order 1 tool with 1 battery. Add "KIT" to the end of the model number to order a tool kit, which includes 1 tool, 2 batteries, and 1 battery charger.

* ϵ logo indicates where ERGO-DRIVE sockets/extensions benefit tool operation.

BP-T series tools with the RF8 option enable wireless communication upon successful shut-off of the tool when fastening. This feature can be used to send the shut-off signal when used with the TW-800R receiver (required). The receiver can be tied to a PLC or the optional UTM-1500 Fastener Counter for collecting fastening counts.

RF8 : Poka-Yoke Configuration



BP-T RF8 Series Tools

Model*	Capacity (Nominal Bolt Size) MM	Capacity (Nominal Bolt Size) IN	Torque Range NM	Torque Range FT-LB	Free Speed	Overall Length MM	Overall Length IN	Weight W/O Socket Bit W/Battery KG	Weight W/O Socket Bit W/Battery LB	Weight W/O Socket Bit W/Out Battery KG	Weight W/O Socket Bit W/Out Battery LB	From Center To Outside MM	From Center To Outside IN	Sq. Dr Or Hex Size MM	Sq. Dr Or Hex Size IN	Sound Level dB(A)	Battery Voltage (Capacity)
BP-T40-RF8-(B)(KIT)	5	No. 10	4.5-8	3.3-5.9	3,300	204	8	1.4	3.08	1.15	2.53	27	1.1	9.5 Hex	3/8 Sq.	75	10.8V (2.0Ah)
BP-T40D-RF8-(B)(KIT)	5	No. 10	4.5-8	3.3-5.9	3,300	207	8.2	1.4	3.08	1.15	2.53	27	1.1	6.35 Hex	1/4 Hex	75	10.8V (2.0Ah)
BP-T50-RF8-(B)(KIT)	6-8	1/4-5/16	7-15	5.1-11.1	3,900	204	8	1.4	3.08	1.15	2.53	27	1.1	9.5 Sq.	3/8 Sq.	76	10.8V (2.0Ah)
BP-T50D-RF8-(B)(KIT)	6-8	1/4-5/16	6.5-13	4.8-9.6	3,900	207	8.2	1.4	3.08	1.15	2.53	27	1.1	6.35 Hex	1/4 Hex	76	10.8V (2.0Ah)
BP-T60-RF8-(B)(KIT)	8	5/16	13-26	9.6-19.2	4,800	209	8.2	1.6	3.52	1.25	2.75	27	1.1	9.5 Sq.	3/8 Sq.	76	14.4V (2.0Ah)
BP-T60D-RF8-(B)(KIT)	8	5/16	13-26	9.6-19.2	4,800	212	8.3	1.6	3.52	1.25	2.75	27	1.1	6.35 Hex	1/4 Hex	77	14.4V (2.0Ah)

* Base models come with no battery. Batteries are available separately or in tool/kit combinations.
Add "KIT" to the end of the model number to order a tool kit, which includes 1 tool, 2 batteries, and 1 battery charger.

10.8 V Battery:
EYFB32

14.4 V Battery:
EYFB41

Battery Charger: EY0L82B

BODY JACKET

10C-840-1
for BP-T40/BP-T50 Series

10E-840-1
for BP-T60 Series

BP-T Series Batteries and Charger

Battery Model #	Description	Voltage	Type	Capacity
EYFB32	Battery for BP-T40 (RF8), BP-T40D (RF8), BP-T50 (RF8), and BP-T50D (RF8) models	10.8V	Li-Ion	2.0Ah
EYFB41	Battery for BP-T60 (RF8) and BP-T60D (RF8)	14.4V	Li-Ion	2.0Ah

Charger Model #	Description	Weight	Input Voltage	Dimensions	Battery Capacity
EY0L82B	Li-Ion battery charger	0.93 kg (2.0 lbs)	120VAC	9.3" D x 7.1" W x 3.6" H	3.0 - 4.2Ah

* ϵ logo indicates where ERGO-DRIVE sockets/extensions benefit tool operation.

THE POWER OF PULSE WITH THE BENEFITS OF BATTERY

UBX-T Series advances Quantum Leap Forward in Hydraulic Pulse Technology Mated to a Powerful Battery Tool

Innovative Elliptical Movement Design with larger blades and elimination of springs ***Lengthens Service Intervals*** by as much as ***400%*** with a high degree of accuracy and a reaction-free operating experience

Easier, Less Frequent Maintenance

- Pulse unit contains fewer parts making it easier to service
- Patented eliptical movement within the pulse unit produces more power per pulse and balance of work between mechanical components and fluid

Increased Quality and Performance

- Less required precision in fluid fill without comprise to performance. Easier!
- High pulse frequency and crisp tool shut off results in accurate delivery of torque

Reduced Cost of Ownership

- Longer fluid life means tool remains in service longer between maintenance
- Routine maintenance requires only "soft parts" and now even fewer of those. Cost reduction!

Improved Operator Comfort

- Near reaction-free feel and minimal vibration
- Lighter tool weight

UBX-T Shut-Off Battery Oil Pulse Tools

The newly expanded UBX-T line features all of the advantages of the innovative Phoenix pulse unit technology, as well as:

- On-board indicator light confirms fastening results
- Number of fastening per minute:
  UBX-T40D: 11 UBX-T50/50D: 10 UBX-T60/60D: 8
  UBX-T70: 8 UBX-T80: 5
- Cycle times on most joints are reduced for more efficient production
- Fluid costs have been reduced by 40% (when using OEM recommended fluid)

UBX-T RF8 Models - Pokayoke Configuration

UBX-T series tools with the RF8 option enable wireless communication upon successful shut-off of the tool when fastening. This feature can be used to send the shut-off signal when used with the TW-800R receiver (required). The receiver can be tied to a PLC or the optional UTM-1500 Fastener Counter for collecting fastening counts.



Receiver and Fastener Counter sold separately

UBX-T Series Tools

Model	Nominal Bolt Size MM	Nominal Bolt Size IN	Torque NM	Torque FT-LB	Weight w/o Battery KG	Weight w/o Battery LB	Free Speed RPM	Length (Minus Socket) MM	Length (Minus Socket) IN	Sq. Drive IN	Fastener Quantity Per Full Charge*
UBX-T40D	5 - 6	#10 - 1/4	5 - 9	3.7 - 6.6	1.25	2.75	3,000	183	7.2	1/4 QC	800
UBX-T50	6 - 8	1/4 - 5/16	9 - 20	6.6 - 14.8	1.25	2.75	3,900	179	7.0	3/8 SQ	750
UBX-T50D	6 - 8	1/4 - 5/16	8 - 17	5.9 - 12.5	1.25	2.75	3,900	183	7.2	1/4 QC	650
UBX-T60	8 – 10	5/16 – 3/8	18 – 36	13 – 27	1.25	2.75	4,800	179	7.0	3/8 SQ	330
UBX-T60-RF8	8 – 10	5/16 – 3/8	18 – 36	13 – 27	1.25	2.75	4,800	179	7.0	3/8 SQ	330
UBX-T60D	8 – 10	5/16 – 3/8	15 – 30	11 – 22	1.25	2.75	4,800	183	7.2	1/4 QC	330
UBX-T60D-RF8	8 – 10	5/16 – 3/8	15 – 30	11 – 22	1.25	2.75	4,800	183	7.2	1/4 QC	330
UBX-T70	8 – 12	5/16 – 1/2	25 – 55	18 – 41	1.28	2.8	4,800	187	7.4	3/8 SQ	250
UBX-T70-RF8	8 – 12	5/16 – 1/2	25 – 55	18 – 41	1.28	2.8	4,800	193	7.6	3/8 SQ	250
UBX-T80	10 – 12	3/8 – 1/2	35 – 65	26 – 48	1.4	3.1	4,800	199	7.8	3/8 SQ	480
UBX-T80-RF8	10 – 12	3/8 – 1/2	35 – 65	26 – 48	1.4	3.1	4,800	199	7.8	3/8 SQ	480

* On a B joint with 1 sec. or less freerun
Note: Torque Ranges reflect residual B joint torque values
Base model comes with no battery. Batteries are available separately or in tool/kit combinations.
For non-RF8 models, add "B" to end of the model number to order 1 tool with 1 battery.
For all models, add "KIT" to the end of the model number to order a tool kit, which includes 1 tool, 2 batteries, and 1 battery charger.

Batteries and Battery Charger

EYFB32

EYFB41

EYFB43B

EYFB50

Battery Charger: EYOL82B

Battery Model#	Description	Voltage	Type	Capacity
EYFB32	Battery for UBX-T40D, UBX-T50, & UBX-T50D	10.8V	Li-Ion	2.0Ah
EYFB41	Battery for UBX-T60 & UBX-T70 models	14.4V	Li-Ion	2.0Ah
EYFB43B	High-Capacity Battery for UBX-T60 & UBX-T70 models	14.4V	Li-Ion	4.0Ah
EYFB50	Battery for UBX-T80 models	18V	Li-Ion	5.0Ah

Charger Model #	Description	Weight	Input Voltage	Dimensions	Battery Capacity
EYOL82B	Li-Ion battery charger	0.93 kg (2.0 lbs)	120VAC	9.3" D x 7.1" W x 3.6" H	3.0 - 4.2Ah

Tool Body Jackets

Model	Used For
12E-840-1	UBX-T60(D)
12E-840-3	UBX-T60(D)-RF8
12F-840-0	UBX-T70
12F-840-1	UBX-T70-RF8
12F-840-5	UBX-T80
12F-840-6	UBX-T80-RF8

Transducerized Cordless Freedom for Your Bolting Applications

AIMCO's XT Series Cordless Tool is an excellent choice for any application that requires flexibility and uninterrupted operation. These high-efficiency tools feature a brushless motor and provide three selectable tightening strategies: Torque Control, Torque Control with Angle Reporting, and Angle Control with Torque Reporting.

The built-in transducer means precise measurement and traceability. The digital display panel facilitates programming, allows changes in preset values and strategies, and accesses stored information. User interface software is available at no cost to the user and has no licensing requirements.

FEATURES AND BENEFITS

- Built-in transducer for measurement and traceability
- Torque overload limit function removes responsibility from the operator
- Ultimate flexibility with three selectable tightening strategies:
  - Torque Control
  - Torque Control with Angle Monitor
  - Torque Control plus Angle
- Temperature-monitoring sensor helps prevent overheating
- High-efficiency brushless motor provides longer motor life and increased efficiency
- Monitor and review reliable data with results stored on tool log and easily extractable through USB
- User-friendly digital adjustment and display of wrench status provides quick operator feedback
- Anti-Windup feature facilitates release from application
- Batteries and charging systems readily available from many sources

ABETP Series Tool with Custom AcraDyne Reaction Bar

Many custom reaction devices are available. Contact an AIMCO Customer Service Associate for more details, 1-503-254-6600, or toll free 1-800-852-1368.

Digital Display and Control Interface

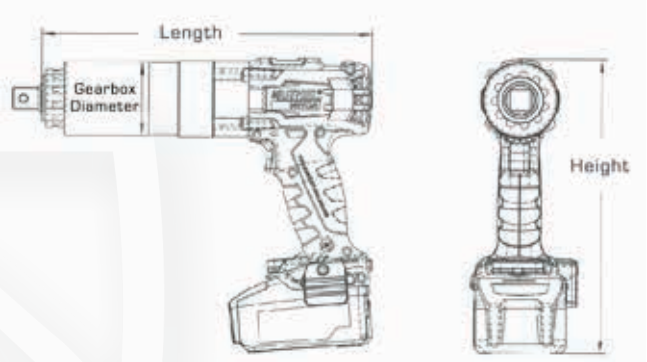

AcraDyne Cordless XT Series Tools

Model*	Torque Range** NM	Torque Range** FT-LB	Drive Size IN	RPM	Length MM	Length IN	Height MM	Height IN	Gearbox Dia. MM	Gearbox Dia. IN	Weight KG	Weight LB	Noise Level dB(A)
ABETP-350 (-KIT-120V) (-KIT-220V)	100 – 350	74 – 258	3/4"	15	206	8.1	267	10.5	68	2.7	2.9	6.4	80
ABETP-500 (-KIT-120V) (-KIT-220V)	150 – 500	110 – 370	3/4"	10	206	8.1	267	10.5	68	2.7	2.9	6.4	80
ABETP-800 (-KIT-120V) (-KIT-220V)	230 – 800	170 – 590	3/4"	6	253	10	267	10.5	68	2.7	3.3	7.3	80
ABETP-1400 (-KIT-120V) (-KIT-220V)	300 – 1,400	220 – 1,030	3/4"	6	253	10	267	10.5	68	2.7	3.3	7.3	80
ABETP-1700 (-KIT-120V) (-KIT-220V)	550 – 1,700	405 – 1,250	1"	4	328	12.9	267	10.5	78	3.1	5.3	11.7	80
ABETP-2800 (-KIT-120V) (-KIT-220V)	700 – 2,800	515 – 2,065	1"	3.5	316	12.4	267	10.5	78	3.1	5.8	12.8	80
ABETP-3100 (-KIT-120V) (-KIT-220V)	900 – 3,100	664 – 2,285	1"	2.5	316	12.4	267	10.5	78	3.1	5.8	12.8	80
ABETP-3500 (-KIT-120V) (-KIT-225V)	350 – 3,500	258 – 2,582	1"	2	312	12.3	267	10.5	82	3.2	6.1	13.4	80
ABETP-4000 (-KIT-120V) (-KIT-220V)	810 – 4,000	595 – 2,950	1"	2	312	12.3	267	10.5	82	3.2	6.1	13.4	80
ABETP-4500 (-KIT-120V) (-KIT-220V)	1200 – 4,450	885 – 3,282	1"	2	370	14.6	267	10.5	86	3.4	8.1	17.9	80

* Base model comes with no battery. Base model includes tool and standard reaction bar. Batteries are available separately or in tool/kit combinations.
**Tools should be sized to be used at no more than 80% of their maximum torque capability.
Add "-KIT" to the end of the model number to order a tool kit, which includes 1 tool, 2 batteries, and 1 battery charger. The part number must also specify "120V" or "220V" depending on power requirements.

18V Li-Ion Battery
625368000

Battery Charger
120V: 627046000
220V: 627044000

Li-Ion HD BATTERY AND CHARGER

- 5.5 Ah 18V Li-Ion battery
- LiHD battery provides ultimate performance and extremely long use with minimal temperature variation
- Air cooled charging technology: Battery pack cools during charging, significantly reducing charging times
- Processor-controlled charge and discharge management
- Battery can be stored with almost no self-discharge

UAN SERIES ANGLE NUTRUNNERS

Designed for fastening in tight quarters or applications not served well by a pulse tool. The UAN Series transfers torque through beveled angle gears, continuously driving the fastener. When the resistance to rotation overcomes the spring resistance on the clutch, the tool will disengage at the adjusted torque value. Low reaction force characteristics on hard joints make it comfortable for the operator to use. Ideal for applications ranging from 6 – 60 Nm (4 – 44 ft-lb).

- Torque Control
- Electronically Monitored or Controlled type

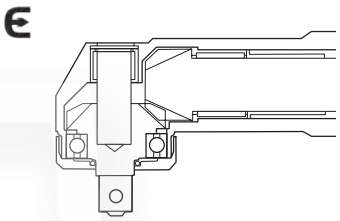

UAN Series Angle / Inline Tools

Recommended Air Pressure: 85 psi

Model	Torque Range NM	Torque Range FT-LB	Free Speed RPM	Overall Length MM	Overall Length IN	Angle Head Height MM	Angle Head Height IN	From Center To Outside MM	From Center To Outside IN	Weight Less Socket KG	Weight Less Socket LB	Square Drive IN	Noise Level dB(A)	Air Usage CFM
Angle														
UAN-611R-60C	6.5 - 12.0	4.3 - 8.6	620	383	15.1	47	1.9	14.0	0.5	1.6	3.5	3/8	80	21.2
UAN-611R-50C	8.5 - 15.0	5.7 - 10.8	470	373	14.7	47	1.9	14.0	0.5	1.6	3.5	3/8	80	21.2
UAN-611R-40C	10.0 - 18.0	7.2 - 12.9	400	373	14.7	47	1.9	14.0	0.5	1.6	3.5	3/8	80	21.2
UAN-611R-30C	13.0 - 25.0	9.3 - 18.0	270	373	14.7	47	1.9	14.0	0.5	1.6	3.5	3/8	80	21.2
UAN-701R-60C	20.0 - 31.0	14.5 - 23.1	600	445	17.5	47	1.9	14.0	0.5	2.4	5.3	3/8	85	31.8
UAN-701R-40C	28.0 - 45.0	21.0 - 33.3	400	455	17.9	51	2.0	18.0	0.7	2.4	5.3	3/8	85	31.8
UAN-701R-30C	37.0 - 60.0	27.5 - 44.1	300	455	17.9	58	2.3	18.0	0.7	2.4	5.3	1/2	85	31.8

Air Hose Size: 3/8 I.D. Air Inlet: N.P.T. 1/4

Application-specific, custom-made tools and accessories are available for your application. Contact an AIMCO Customer Service Associate for more details, 1-503-254-6600, or toll free 1-800-852-1368.

ergo logo indicates where ERGO-DRIVE sockets/extensions benefit tool operation.

URW SERIES IN-LINE RATCHET WRENCHES

Designed to set flush over the fastener head, the URW Series is ideal for narrow fastening spaces. Motor torque is transferred from a gear driven, dual lobed cam that pushes a spring loaded push rod, rotating the socket one tooth at a time. A wide variety of socket sizes, head thicknesses, and tool lengths allow the URW Series access to many difficult applications.

- Check table for standard output drive gears available. Special orders available on request.

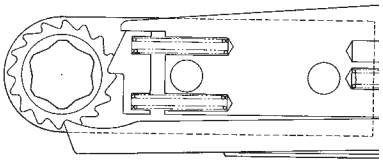

URW Series Ratchet Wrenches

Recommended Air Pressure: 85 psi

Model	Max Torque NM	Max Torque FT-LB	Free Speed RPM	Overall Length MM	Overall Length IN	Weight LB	Weight KG	Hex Size of Ratchet (see additional table for part numbers) MM	Hex Size of Ratchet (see additional table for part numbers) IN	Air Usage CFM
Straight Head										
URW-6	11	8.1	210	292	11.5	2.5	1.2	6, 7, 8, 10*, 11, 12	1/4, 5/16, 3/8, 7/16	9.9
URW-8N	16	11.8	260	300	11.8	4.2	1.9	7, 8, 9, 10, 11, 12, 13, 14*, 15	1/2	19.5
URW-8	16	11.8	240	360	14.2	5.0	2.3	7, 8, 9, 10, 11, 12, 13, 14*, 15	1/2	19.8
URW-9N	31	22.9	140	380	15.0	5.2	2.4	7, 8, 9, 10, 11, 12, 13, 14*, 15	1/2	23.7
URW-10N	57	42.2	155	394	15.5	5.8	2.7	10, 12, 13, 14, 15, 17*, 19	9/16, 5/8, 11/16, 3/4	25.0
URW-12N	59	43.7	145	397	15.6	5.9	2.7	12, 14, 16, 17, 18, 19, 21*, 22	1/2, 9/16, 5/8, 11/16, 3/4, 13/16	25.0
URW-12NA	78	57.7	105	408	16.1	6.2	2.8	17, 19, 21, 22, 24*, 27	11/16, 3/4, 15/16	25.0

Air Hose Size: 3/8 I.D. Air Inlet: N.P.T. 1/4

* Hex size included with wrench if no other size is specified. Separate table on this page shows other available ratchet sizes. Custom ratchets are also available and are considered a special order. Additional costs and lead times apply. Contact an AIMCO Customer Service Associate for more information, 1-800-852-1368.

URW Standard Output Drive Gears**

Model #	Ratchet Size
URW-6	
858-626-1	6 mm
858-792-1	7 mm
858-794-1	8 mm
200-656-5	10 mm
881-164-1	11 mm
858-741-1	12 mm
881-160-1	1/4″
881-161-1	5/16″
881-162-1	3/8″
881-163-1	7/16″
URW-8 / URW-8N / URW-9N	
221-656-1	7 mm
222-656-1	8 mm
201-656-1	9 mm
210-656-1	10 mm
858-655-1	11 mm
211-656-1	12 mm
207-656-1	13 mm
212-656-1	14 mm
881-016-1	15 mm
209-656-1	1/2″
URW-10N	
226-656-1	10 mm
203-656-1	12 mm
209-656-1	13 mm
213-656-1	14 mm
881-090-1	15 mm
214-656-1	17 mm
858-753-1	19 mm
858-835-1	9/16″
858-836-1	5/8″
858-837-1	11/16″
858-838-1	3/4″
URW-12N	
227-656-1	12 mm
225-656-1	14 mm
881-150-1	16 mm
223-656-1	17 mm
881-091-1	18 mm
204-656-1	19 mm
215-656-1	21 mm
858-818-1	22 mm
858-839-1	1/2″
858-830-1	9/16″
858-831-1	5/8″
858-832-1	11/16″
858-833-1	3/4″
858-834-1	13/16″
URW-12NA	
858-922-1	17 mm
858-938-1	19 mm
858-869-1	21 mm
205-656-1	22 mm
216-656-1	24 mm
217-656-1	27 mm
881-167-1	11/16″
881-087-1	3/4″
881-168-1	15/16″

** Additional drive gear sizes are available. A tool ordered with a drive gear outside of the standards listed above is considered a special order. Additional costs and lead times apply. Contact an AIMCO Customer Service Associate for more information, 1-800-852-1368.

UOW SERIES OPEN-END NUTRUNNERS

Designed for tubenut fastening, the UOW Series can transfer torque through a variety of options.

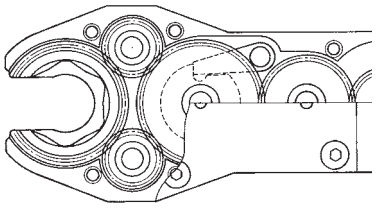

- Stall Type — Depending on the application requirements, the standard UOW Series will stall when torque resistance matches power output
- Mechanical Shut-off Type — For greater torque accuracy and less reaction impulse to the operator, the UOW-T Series incorporates a mechanical clutch to shut off the tool at the preset torque
- Electronically Monitored Type — For critical torque applications requiring monitoring or controlling of the fastening torque, the UOW-M Series utilizes a transducer to signal the clutch shut-off
- UOW series incorporates a one-hand, two-step throttle, which automatically reverses the socket to a preset open position
- Check table for standard output drive gears available. Special orders available on request

UOW-11-10 UOW-11-14 UOW-11-22 UOW-11-30 UOW-T60-22 UGW-8N

UOW / UOW-T Series Tubenut Wrenches

Recommended Air Pressure: 85 psi

Model	Max Torque/ Range NM	Max Torque/ Range FT-LB	Free Speed RPM	Overall Length MM	Overall Length IN	Weight LB	Weight KG	Hex Size of Gear Socket (see additional table for part numbers) MM	Hex Size of Gear Socket IN	Noise Level dB(A)	Air Usage CFM
Stall											
UOW-11-10	13	9.6	390	295	11.7	3.3	1.5	8, 9, 10*, 11, 12	1/4, 5/16, 3.8, 7/16	76	10.5
UOW-11-14	16	11.8	290	311	12.3	3.5	1.6	10, 11, 12, 13, 14*, 15, 17	7/16, 9/16	76	10.5
UOW-11-22	24	17.8	220	326	12.8	3.9	1.8	12, 13, 14, 17, 18, 19, 21, 22*, 24	—	76	10.5
UOW-11-30	32	23.7	160	347	13.7	4.4	2.0	17, 18, 19, 23, 24, 26, 27, 29, 30*, 32	5/8, 11/16, 3/4, 7/8, 15/16, 1-1/8, 1-3/16	76	10.5
Shut-Off Clutch											
UOW-T60-10	4 - 14	3.0 - 10.4	300	370	14.6	4.6	2.1	8, 9, 10*, 11, 12	1/4, 5/16, 3.8, 7/16	76	10.5
UOW-T60-14	5 - 17	3.7 - 12.6	240	385	15.1	4.9	2.2	10, 11, 12, 13, 14*, 15, 17	7/16, 9/16	76	10.5
UOW-T60-22	7 - 24	5.2 - 17.8	170	400	15.8	5.2	2.4	12, 13, 14, 17, 18, 19, 21, 22*, 24	—	76	10.5
UOW-T60-30	10 - 32	7.4 - 23.7	130	420	16.6	5.7	2.6	17, 18, 19, 23, 24, 26, 27, 29, 30*, 32	5/8, 11/16, 3/4, 7/8, 15/16, 1-1/8, 1-3/16	76	10.5
Geared Wrenches											
UGW-6N	18	13.3	530	310	12.2	3.1	1.4	9, 10*, 11, 12	—	76	10.5
UGW-8N	23	17.0	410	322	12.7	3.2	1.5	12, 13, 14*, 17	—	76	10.5

Air Hose Size: 3/8 I.D. Air Inlet: N.P.T. 1/4

* Hex size included with wrench if no other size is specified. Separate table on this page shows other available socket sizes. Custom sockets are also available and are considered a special order. Additional costs and lead times apply. Contact an AIMCO Customer Service Associate for more information, 1-800-852-1368.

UOW/UGW Standard Output Drive Gears**	
Model #	Socket Size
UOW-11-10 / UOW-T60-10	
858-966-1	8 mm
858-967-1	9 mm
233-447-0	10 mm
858-968-1	11 mm
862-531-1	12 mm
862-503-1	1/4"
862-546-1	5/16"
862-500-1	3/8"
862-714-1	7/16"
UOW-11-14 / UOW-T60-14	
858-960-1	10 mm
858-974-1	11 mm
858-971-1	12 mm
858-972-1	13 mm
233-447-4	14 mm
862-579-1	15 mm
862-514-1	17 mm
862-501-1	7/16"
858-973-1	9/16"
UOW-11-22 / UOW-T60-22	
862-747-1	12 mm
862-728-1	13 mm
858-976-1	14 mm
858-992-1	17 mm
858-977-1	18 mm
858-994-1	19 mm
858-941-1	21 mm
234-447-0	22 mm
862-530-1	24 mm
UOW-11-30 / UOW-T60-30	
862-590-1	17 mm
862-760-1	18 mm
862-535-1	19 mm
858-981-1	23 mm
858-999-1	24 mm
862-532-1	26 mm
858-982-1	27 mm
858-983-1	29 mm
234-447-6	30 mm
862-558-1	32 mm
862-516-1	5/8"
862-756-1	11/16"
862-545-1	3/4"
862-511-1	7/8"
862-542-1	15/16"
862-513-1	1-1/8"
862-533-1	1-3/16"
UGW-6N	
863-000-1	9 mm
246-447-0	10 mm
863-001-1	11 mm
863-004-1	12 mm
UGW-8N	
863-002-1	12 mm
863-003-1	13 mm
246-447-5	14 mm
863-026-1	17 mm

** Additional drive gear sizes are available. A tool ordered with a drive gear outside of the standards listed above is considered a special order. Additional costs and lead times apply. Contact an AIMCO Customer Service Associate for more information, 1-800-852-1368.

DynaTorque

ATM-800

ATM-1800

ATM-3800

ATM-16000

FEATURES AND BENEFITS

Manual Torque Multipliers offer the perfect, economical solution to high torque bolting applications.

- Superior power to weight ratio
- Delivered torque accuracy +/- 4%
- Anti-Wind Up safety feature (2,800 NM models and up) prevents input device from springing backward when released
- True torque multiplication ratios
- Standard reaction arms supplied. Custom reaction arms/nose extensions available to suit specific applications
- No preventative maintenance required
- Overload protected by shear-drive design (spare torsion shaft included). Easily replace sheared-off pins at the work site

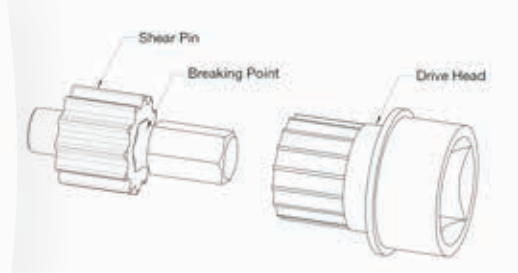

DynaTorque Manual Torque Multipliers

Model	Input IN	Output IN	Ratio	Max Torque Output Nm	Max Torque Output Ft-Lb	A (MM)	B (MM)	C (MM)	D (MM)	Weight* LB	Weight* KG
ATM-800	1/2	3/4	1:3.5	800	590	65	105	132	130	2.9	1.3
ATM-1800	3/4	1	1:3.6	1,800	1,327	90	150	188	132	6.6	3.0
ATM-2800	1/2	1	1:13	2,800	2,066	95	200	240	132	11.5	5.2
ATM-3800	3/4	1	1:13	3,800	2,804	95	200	240	132	11.5	5.2
ATM-5000	3/4	1.5	1:17	5,000	3,690	120	215	272	150	15.4	7.0
ATM-8000	3/4	1.5	1:49	8,000	5,904	132	268	344	200	25.4	11.5
ATM-12000	3/4	1.5	1:58	12,000	8,856	156	272	348	200	30.9	14.0
ATM-16000	3/4	2.5	1:75	16,000	11,808	215	292	370	225	57.3	26.0

* Weight shown does not include weight of reaction device.

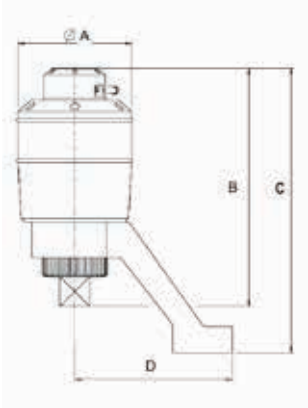

CARRYING CASE

All DynaTorque Multipliers are supplied in a rugged, weather-resistant, portable carrying case.

TORQUE CONTROL AUTOMATIC SHUT-OFF TYPE

- Precise repeatability improves quality
- Minimal wear on internal parts for longer life
- Quick shut off for minimum torque reaction
- Speed choice for flexibility
- Easy external torque adjustment
- Midrange air motor provides high speed during entire cycle
- Ideal for industrial torque control applications

US-LT30B Series

US-LT50B Series

US-LT10B

US-LT20B Series

US-LT40B Series

US-LT *Light Touch* Series Inline Push-To-Start Screwdrivers

Recommended Air Pressure: 85 psi

Model	Torque Range NM	Torque Range IN-LB	Free Speed RPM	Overall Length MM	Overall Length IN	Weight LB	Weight KG	From Center To Outside MM	From Center To Outside IN	Noise Level dB(A)	Air Usage CFM
US-LT10B	0.2 - 0.6	1.8 - 5.3	1,000	191	7.5	0.6	0.3	12.0	0.5	75	5.2
US-LT20B-10	0.4 - 1.1	3.1 - 9.7	1,000	180	7.1	0.7	0.3	13.0	0.5	70	5.6
US-LT20B-18	0.3 - 0.7	2.2 - 6.2	1,800	180	7.1	0.7	0.3	13.0	0.5	70	5.6
US-LT30B-11	1.1 - 2.1	9.7 - 18.5	1,100	187	7.4	0.9	0.4	15.5	0.6	70	7.0
US-LT30B-17	0.7 - 1.5	6.2 - 13.2	1,700	187	7.4	0.9	0.4	15.5	0.6	70	7.0
US-LT30B-23	0.4 - 1.0	3.5 - 8.8	2,300	187	7.4	0.9	0.4	15.5	0.6	71	7.0
US-LT40B-08	1.6 - 4.0	14.1 - 35.2	800	209	8.2	1.4	0.7	16.5	0.6	70	10.5
US-LT40B-15	1.0 - 2.2	6.2 - 19.4	1,500	209	8.2	1.4	0.7	16.5	0.6	70	10.5
US-LT40B-21	1.0 - 1.7	6.2 - 15.0	2,100	209	8.2	1.4	0.7	16.5	0.6	74	10.5
US-LT50B-05	5.0 - 10.2	44.0 - 92.4	480	240	9.5	2.2	1.0	19.5	0.8	74	17.5
US-LT50B-08	3.0 - 5.5	26.4 - 48.4	800	240	9.5	2.2	1.0	19.5	0.8	75	17.5
US-LT50B-17	1.5 - 2.6	9.7 - 23.0	1,700	240	9.5	2.2	1.0	19.5	0.8	75	17.5

Air Hose Size: 1/4 I.D. for US-LT10B - US-LT40B Series – 3/8" I.D. for US-LT50B Series
Air Inlet: 1/8 for US-LT10B - US-LT20B Series – 1/4" for US-LT30B - US-LT50B Series
Each model is equipped with its standard and alternate clutch springs

External Torque Adjustment (Air Shut-Off)

Set the hand driver into the key hole on the Adjusting Gear, turn clockwise to increase torque. Turn counter clockwise to decrease torque.

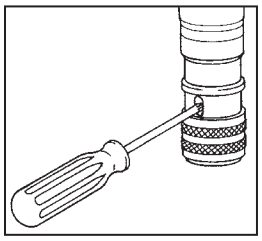

US-LT Pneumatic Screwdrivers

US-LT30B_C Series

US-LT40B_C Series

US-LT40_C Series

US-LT30BL Series

US-LT40BL Series

US-LT *Light Touch* Series Angle and Lever Push-To-Start Screwdrivers

Recommended Air Pressure: 85 psi

Model	Torque Range Soft Joint NM	Torque Range Soft Joint IN-LB	Free Speed RPM	Overall Length MM	Overall Length IN	Weight LB	Weight KG	From Center to Outside MM	From Center to Outside IN	Hex Bit Or Drive Size IN	Noise Level dB(A)	Air Usage CFM
Angle												
US-LT30B-11C	1.1 - 2.1	3.5 - 18.5	1,100	298	10.7	1.5	0.7	36	1.4	1/4	73	7.0
US-LT30B-17C	0.7 - 1.5	3.5 - 13.2	1,700	295	10.7	1.5	0.7	36	1.4	1/4	73	7.0
US-LT40B-03C	5.0 - 10.0	44 - 88	300	359	14.2	2.4	1.1	35.5	1.4	3/4	72	10.5
US-LT40B-05C	2.3 - 5.7	20.0 - 49.5	500	322	13.0	2.1	0.9	38.5	1.5	1/4	75	10.5
US-LT40B-08C	1.6 - 4.0	8.7 - 34.7	800	320	12.8	2.0	0.9	36	1.4	1/4	75	10.5
US-LT40B-15C	1.0 - 2.2	8.7 - 19.4	1,500	320	12.8	2.0	0.9	36	1.4	1/4	75	10.5
US-LT40-03C	5.0 - 10.0	43.4 - 86.8	300	360	14.2	2.4	1.1	35.5	1.4	1/4 Sq.	72	10.5
US-LT40-05C	2.3 - 5.7	20.0 - 50.2	500	322	13.0	2.1	0.9	35.5	1.4	1/4 Sq.	75	10.5
US-LT40-08C	1.6 - 4.0	8.7 - 34.7	800	320	12.8	2.0	0.9	32	1.3	1/4 Sq.	75	10.5
Lever												
US-LT30BL-11	1.1 - 2.1	9.7 - 18.5	1,100	229	8.2	1.2	0.5	15	0.6	1/4	70	5.2
US-LT30BL-17	0.7 - 1.5	6.2 - 13.2	1,700	229	8.2	1.2	0.5	15	0.6	1/4	70	5.2
US-LT40BL-08	1.6 - 4.0	14.1 - 35.2	800	249	9.8	1.5	0.7	17	0.7	1/4	70	5.6
US-LT40BL-15	1.0 - 2.2	8.8 - 19.4	1,500	249	9.8	1.5	0.7	17	0.7	1/4	70	5.6

Angle Head Height: 32 - 36 mm Air Inlet: N.P.T. 1/4" Air Hose Size: 1/4" I.D. for all models

US-LT31PB Series

US-LT41PB Series

US-LT51PB Series

US-LT *Light Touch* Series Pistol Push-To-Start Screwdrivers

Recommended Air Pressure: 85 psi

Model	Torque Range (Soft Joint) NM	Torque Range (Soft Joint) IN-LB	Free Speed RPM	Overall Length MM	Overall Length IN	Weight LB	Weight KG	From Center to Outside MM	From Center to Outside IN	Noise Level dB(A)	Air Usage CFM
US-LT31PB-05	2.4 - 5.0	21.1 - 44.0	500	189	8.2	1.9	0.9	16	0.6	70	7.0
US-LT31PB-11	1.1 - 2.1	9.7 - 18.5	1,100	170	7.0	1.6	0.7	16	0.6	70	7.0
US-LT31PB-17	0.7 - 1.5	6.2 - 13.2	1,700	170	7.0	1.6	0.7	16	0.6	70	7.0
US-LT31PB-23	0.4 - 1.0	3.5 - 8.8	2,300	170	7.0	1.6	0.7	16	0.6	70	7.0
US-LT41PB-08	1.6 - 4.0	14.0 - 35.2	800	175	7.7	1.9	0.9	17	0.6	70	10.5
US-LT41PB-15	1.0 - 2.2	8.8 - 19.4	1,500	175	7.7	1.9	0.9	17	0.6	70	10.5
US-LT41PB-21	1.0 - 1.7	8.8 - 15.0	2,500	175	7.7	1.9	0.9	17	0.6	74	10.5
US-LT51PB-05	5.0 - 10.5	44.0 - 92.4	480	198	8.5	2.6	1.2	20	0.8	74	17.5
US-LT51PB-08	3.0 - 5.5	26.4 - 48.4	800	198	8.5	2.6	1.2	20	0.8	75	17.5
US-LT51PB-17	1.5 - 2.6	13.2 - 22.9	1,700	198	8.5	2.6	1.2	20	0.8	75	17.5

Air Hose Size: 1/4 I.D. for US-LT31PB & US-LT41PB Series, 3/8 I.D. for US-LT51PB Series Air Inlet: N.P.T. 1/4"

US-LT Screwdriver Optional Clutch Springs

	Clutch Springs Provided		Recommended Torque Range Hard Joint		
Model	Standard	Option	Nm	in-lb	Clutch Spring Code Number
US-LT10B	Black		0.20 - 0.60	1.7 - 5.2	976-379-0
US-LT20B-10	Black		0.34 - 1.10	3.0 - 9.5	976-432-0
		Red	0.20 - 0.70	1.7 - 6.1	976-431-0
		Yellow	0.15 - 0.34	1.3 - 3.0	976-430-0
US-LT20B-18	Red		0.24 - 0.67	2.2 - 6.1	976-431-0
		Yellow	0.15 - 0.34	1.3 - 3.0	976-430-0
US-LT31PB-05	Red		2.35 - 5.00	20.9 - 44.0	976-493-0
		Pink	0.98 - 2.74	8.7 - 24.3	976-471-0
US-LT30 Series, 1,100 rpm	Blue		0.98 - 2.1	8.7 - 18.5	976-472-0
		Red	0.67 - 1.76	6.1 - 15.6	976-493-0
		Pink	0.39 - 0.98	3.5 - 8.7	976-471-0
	Black	(not included)	1.22 - 2.74	10.8 - 24.3	976-504-0
US-LT30 Series, 1,700 rpm	Red		0.67 - 1.47	6.1 - 13.0	976-493-0
		Pink	0.39 - 0.98	3.5 - 8.7	976-471-0
US-LT30 Series, 2,300 rpm	Pink		0.39 - 0.98	3.5 - 8.7	976-471-0
US-LT40-03C	Red		4.90 - 9.80	43.4 - 86.8	976-516-0
US-LT40 Series, 800 rpm	Black		1.57 - 3.92	13.9 - 34.7	976-515-0
		Red	0.98 - 2.17	8.7 - 19.1	976-516-0
		Yellow	0.98 - 1.67	8.7 - 14.8	976-517-0
US-LT40 Series, 1,500 rpm	Red		0.98 - 2.17	8.7 - 19.1	976-516-0
		Yellow	0.98 - 1.67	8.7 - 14.8	976-517-0
US-LT40 Series, 2,100 rpm	Yellow		0.98 - 1.67	8.7 - 14.8	976-517-0
US-LT50 Series, 500 rpm	Black		4.9 - 10.3	43.4 - 91.1	976-620-0
		Red	2.9 - 5.4	26.1 - 47.7	976-614-0
		Yellow	1.4 - 2.5	13.0 - 22.6	976-588-0
US-LT50 Series, 800 rpm	Red		2.7 - 5.4	24.3 - 47.7	976-614-0
		Yellow	1.4 - 2.5	13.0 - 22.6	976-588-0
US-LT50 Series, 1,700 rpm	Yellow		1.4 - 2.6	13.0 - 23.0	976-588-0

US & US-LD Pneumatic Screwdrivers

US-LD40P-15

US-LD50P-08

US-3.5ACB

US-LD Direct Drive Series Screwdrivers

Recommended Air Pressure: 72 psi

Model	Max Torque Soft Joint NM	Max Torque Soft Joint FT-LB	Max Torque Hard Joint NM	Max Torque Hard Joint FT-LB	Free Speed RPM	Overall Length MM	Overall Length IN	Weight LB	Weight KG	From Center to Outside MM	From Center to Outside IN	Noise Level dB(A)	Air Usage CFM
Pistol													
US-LD40P-08	4.8	3.6	5.7	4.2	940	130	5.1	1.5	0.7	17	0.7	70	14.0
US-LD40P-15	3.0	2.2	3.2	2.4	1,700	130	5.1	1.5	0.7	17	0.7	70	14.0
US-LD40P-21	2.0	1.5	2.8	2.1	2,500	130	5.1	1.5	0.7	17	0.7	74	14.0
US-LD50P-05	10.0	7.4	11.2	8.3	500	153	6.0	2.0	0.9	20	0.8	74	17.5
US-LD50P-08	6.5	4.8	7.8	5.8	900	153	6.0	2.0	0.9	20	0.8	75	17.5
US-LD50P-17	3.5	2.6	5.9	4.4	1,900	150	5.9	2.0	0.9	20	0.8	75	17.5

Angle	Max Torque Soft Joint NM	Max Torque Soft Joint FT-LB	Max Torque Hard Joint NM	Max Torque Hard Joint FT-LB	Capacity (Screw Size) MM	Capacity (Screw Size) IN	Free Speed RPM	Overall Length MM	Overall Length IN	Weight LB	Weight KG	From Center To Outside MM	From Center To Outside IN	Noise Level dB(A)	Air Usage CFM
US-3.5ACB	1.75	1.1	2.5	1.8	4	No. 8	2,000	200	7.9	1.4	0.7	10.0	0.4	85	7.0

Air Hose Size: 1/4 I.D. Air Inlet: N.P.T. 1/4

US-3.5B

US-5

US Cushion Clutch Series Screwdrivers

Recommended Air Pressure: 57 psi

Model	Capacity (Screw Size) MM	Capacity (Screw Size) IN	Free Speed RPM	Overall Length MM	Overall Length IN	Weight Less Bit LB	Weight Less Bit KG	From Center to Outside MM	From Center to Outside IN	Noise Level dB(A)	Air Usage CFM
US-3.5B	4	No. 8	2,000	214	8.5	1.4	0.6	17	0.7	75	7.0
US-5	5	No. 10	1,400	236	7.1	2.4	1.1	21	0.8	75	7.0

Air Hose Size: 1/4" I.D. Air Inlet: N.P.T. 1/4"

US-350PW

US-450PW

US-652PW

US-450WB

US Impact Series Screwdrivers

Model	Capacity (Screw Size) MM	Capacity (Screw Size) IN	Free Speed RPM	Overall Length MM	Overall Length IN	Weight Less Bit LB	Weight Less Bit KG	From Center To Outside MM	From Center To Outside IN	Noise Level dB(A)	Air Usage CFM
Pistol											
US-350PW	4	No. 8	15,000	121	4.8	1.2	0.5	17	0.7	81	7.0
US-450PW	5	No. 10	14,000	151	5.9	1.7	0.8	17	0.7	79	7.0
US-652PW	6	1/4	9,000	155	6.1	1.9	0.9	23	0.9	79	12.4
Straight											
US-6W	6	1/4	9,500	187	7.4	1.8	0.8	22.5	0.9	85	10.5
US-450WB	5	No. 10	11,000	161	6.3	1.2	0.6	18.5	0.7	80	7.0

Air Hose Size: 1/4" I.D. Air Inlet: N.P.T. 1/4"
(R) Denotes Directional Muffled Rear Exhaust option

Recommended air pressure: 57 psi for US-350PW, US-450PW, US-6W, and US-450WB / 72 psi for US-652PW.
NOTE: Additional models available. Please contact AIMCO, 1-503-254-6600, or toll free 1-800-852-1368

Quick shut-off, precision clutch minimizes torque reaction and ensures precise application of torque

PRECISION CLUTCH TOOLS

Signature Series precision clutch tools feature a quick-releasing clutch that delivers accuracy across multiple joint types. Constructed of precision machined parts, this tool guarantees accuracy with durability over the life of the tool.

FEATURES AND BENEFITS

- LED indicator provides simple process information to the operator. The signal is visible from any angle
- Press button for easy F/R operation
- LED light for working in dark areas
- Trigger repeat protection avoids double hits on already seated screws
- Mini USB port for connection to optional programmer (SPC-2PGM)
- Li-Ion battery pack delivers longer run time
- Ergonomic handle design provides outstanding balance and weight and is ideal for accessing hard-to-reach locations
- Angle tool enables multiple head positions



Available in pistol and angle configurations

Operator Feedback

A buzzer and LED indicator lights provide simple audible and visual process information to the operator

Pistol Tools

Angle Tools

SPC-P2325Q

SPC-A21638

SPC-A210050

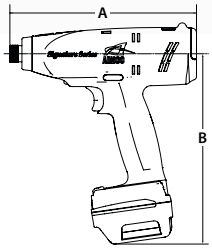

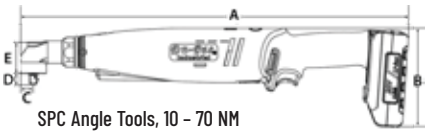

SPC Angle Tools, 10 – 70 NM

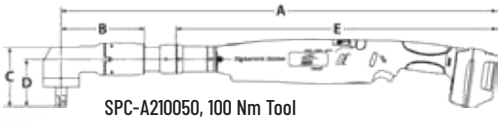

SPC-A210050, 100 Nm Tool

SPC Signature Series Cordless Clutch Tools

Model	Torque Range NM	Torque Range FT-LB	Free Speed * RPM	Tool Weight (w/o Battery) LB	Tool Weight (w/o Battery) KG	Anvil Size	Dimensions A IN	Dimensions A MM	Dimensions B IN	Dimensions B MM
Pistol**	Q = Quick Change Output									
SPC-P2325Q	.8 - 3	.6 - 2.2	500 - 1,550	2.1	.95	1/4" QC	7.96	202.1	8.11	206.1
SPC-P2625Q	1 - 6	.7 - 4.4	300 - 1,000	2.1	.95	1/4" QC	7.96	202.1	8.11	206.1
SPC-P2925Q	1.5 - 9	1.1 - 6.6	300 - 800	2.1	.95	1/4" QC	7.96	202.1	8.11	206.1
SPC-P21225Q	2 - 12	1.5 - 8.8	250 - 600	2.1	.95	1/4" QC	7.96	202.1	8.11	206.1

* Programmable with SPC-2PGM programmer
** Pistol tools include: One (1) Li-Ion battery, one (1) torque adjustment tool, and one (1) body jacket

Model	Torque Range NM	Torque Range FT-LB	Free Speed* RPM	Tool Weight (w/o Battery) LB	Tool Weight (w/o Battery) KG	Anvil Size	Dimensions A IN	Dimensions A MM	Dimensions B IN	Dimensions B MM	Dimensions C IN	Dimensions C MM	Dimensions D IN	Dimensions D MM	Dimensions E IN	Dimensions E MM
Angle Tools***	Q = Quick Change Output															
SPC-A21025Q	3 - 12	2.2 - 8.8	400 - 1,000	3.5	1.6	1/4" QC	18.5	469	4.7	120	0.6	16	0.8	20	1.5	39
SPC-A21025	3 - 12	2.2 - 8.8	400 - 1,000	3.5	1.6	1/4" Sq	18.5	469	4.7	120	0.6	16	0.4	9	1.5	39
SPC-A21038	3 - 12	2.2 - 8.8	400 - 1,000	3.5	1.6	3/8" Sq	18.5	469	4.7	120	0.6	16	0.5	12	1.5	39
SPC-A21625Q	5 - 18	3.7 - 13.3	300 - 600	3.5	1.6	1/4" hex	18.5	469	4.7	120	0.6	16	0.4	9	1.5	39
SPC-A21625	5 - 18	3.7 - 13.3	300 - 600	3.5	1.6	1/4" Sq	18.5	469	4.7	120	0.6	16	0.4	9	1.5	39
SPC-A21638	5 - 18	3.7 -1 3.3	300 - 600	3.5	1.6	3/8" Sq	18.5	469	4.7	120	0.6	16	0.5	12	1.5	39
SPC-A23038	8 - 30	5.9 - 22	250 - 480	3.5	1.6	3/8" Sq	18.7	474	4.7	120	0.6	16	0.5	13.5	1.5	38
SPC-A23538	10 - 35	7.4 - 25.8	220 - 330	3.5	1.6	3/8" Sq	18.7	474	4.7	120	0.6	16	0.5	13.5	1.5	38
SPC-A25038	22 - 50	16.5 - 37	200 Fixed**	5.3	2.4	3/8" Sq	22.5	570.6	4.8	120.7	0.7	18.5	0.6	15.4	1.7	42.5
SPC-A27038	30 - 70	22 - 51.7	170 Fixed**	6.3	2.9	3/8" Sq	23	583.3	4.8	120.7	0.9	21.7	0.5	12	2	50
SPC-A210050	35 - 100	26 - 74	119 Fixed**	7.4	3.4	1/2" Sq	25.42	645.7	4.85	123.2	3.44	87.2	2.74	69.4	18.6	474

* Programmable with SPC-2PGM programmer
** High torque tools feature fixed RPM
*** Angle Nutrunners include: Torque Adjustment Tool, Head Indexing Spanner Wrench, and one (1) Li-Ion Battery

BATTERIES AND CHARGER FOR SPC & SPT TOOLS

SPC-B218LI
SP-B220

One universal battery and charger interface with all of the Signature Series SPC and SPT tools. Each tool utilizes the same lightweight Li-Ion battery, which provides superior battery life. The charger accepts input AC power of 100 – 240VAC, making use simple anywhere in the world.

SPC-B218LI-HC
SP-B220HC

Battery Model	Voltage	Type	Capacity	Weight
SPC-B218LI	18V	Li-Ion	2.0 Ah	.8 Lb / .4 kg
SPC-B218LI-HC	18V	Li-Ion	4.0 Ah	1.4 Lb / .64 kg
SP-B220	20V	Li-Ion	2.0 Ah	.8 Lb / .4 kg
SP-B220HC	20V	Li-Ion	4.0 Ah	1.4 Lb / .64 kg

Charger
SPC-C218-20

Charger Model	Output	Input	Dimensions (W/O Battery)	Weight
SPC-C218-20	18V-19.2V 3.0 A	100-240VAC 50-60 Hz	6.25" (D) x 5" (W) x 3.5" (H) 158.8 mm x 127 mm x 89 mm	1.2 Lb .54 kg

BODY JACKETS

Body jackets prevent damage to the workpiece.

BJ10082
Clear Body Jacket
for SPC Pistol Tools

BJ10083
Clear Body Jacket
for SPC Angle Tools

Tested and PROVEN to BEAT the competition in vibration and noise levels

SIW tools outperform the competition in number of rundowns per battery charge

SHUT-OFF IMPACT TOOLS

The Signature Series SIW Impact Shut-Off Pistol Tool can operate as a standard impact wrench or as an impact wrench with a programmable shut-off point, preventing over-torquing. These innovative tools deliver a torque range of 3 – 120 Nm (2 – 89 ft-lb). No torque reaction, coupled with the ergonomic, lightweight design and reduced vibration, helps to prevent user injury.

FEATURES AND BENEFITS

- Brushless motor provides longer motor life and increased efficiency
- Easy-to-read process information lights
- Advanced shut-off system
- LED light for work-area illumination
- Programmable buttons for easy operation
- Li-Ion battery provides long battery life
- Mini USB port for connection to optional programmer (SPC-2PGM)

Operator Feedback

A buzzer and information lights provide simple audible and visual process information to the operator. Set torque using the button on the back of the tool.

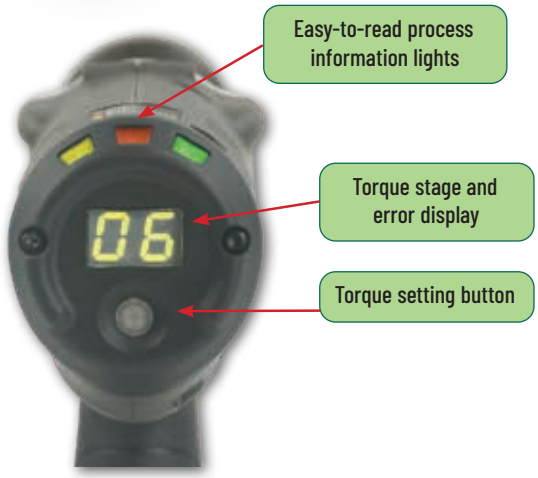

LED Indicators
- Reverse
- OK
- NOK
- Tool Warning
- Low Battery Warning
- Change Battery

SIW-P10050

SIW-P2525Q

SIW Signature Series Cordless Impact Tools

Model	Torque Range NM	Torque Range FT-LB	Max Torque NM	Max Torque FT-LB	Free Speed	Battery (V)	Weight LB	Weight KG	Anvil Size	Noise Level dB(A)	Dimensions A IN	Dimensions A MM	Dimensions B IN	Dimensions B MM
SIW-P2525Q	3 - 25	2 - 18	40	30	2,400	20	2.2	1	1/4 QC	71	7.7	195	8.7	220
SIW-P3225Q	6 - 32	4 - 24	90	66	2,400	20	2.2	1	1/4 QC	71	7.7	195	8.7	220
SIW-P3238	6 - 32	4 - 24	90	66	2,400	20	2.2	1	3/8 Sq Dr	71	7.7	195	8.7	220
SIW-P5538	15 - 55	11 - 41	120	90	2,400	20	2.4	1.1	3/8 Sq Dr	71	7.7	195	8.7	220
SIW-P5550	15 - 55	11 - 41	120	90	2,400	20	2.4	1.1	1/2 Sq Dr	71	7.7	195	8.7	220
SIW-P10050	25 - 100	18 - 74	180	133	2,400	20	2.4	1.1	1/2 Sq Dr	71	7.7	195	8.7	220
SIW-P12050	30 - 120	22 - 89	210	155	2,400	20	2.9	1.3	1/2 Sq Dr	71	7.7	195	8.7	220

Shut-Off Impact Tools Include: Body Jacket, Bail, and one (1) Li-Ion Battery
Q = Quick Change Output

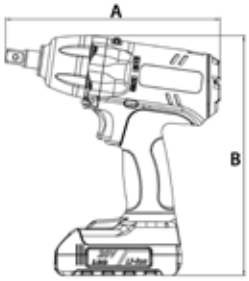

BATTERY AND CHARGER

The Signature Series Shut-Off Impact Tool battery features a slim profile design and a slide mount connection to the tool, which ensures durability and makes changing out batteries quick and easy.

Battery Model #	Voltage / Capacity	Type
SIW-B20LI	20V, 2.0 Ah	Li-Ion
SIW-B20LI-HC	20V, 4.0 Ah	Li-ion
Charger Model #	**Output**	**Input**
SIW-C18-20	18 – 20V, 4.0 A	100 – 240VAC, 50-60 Hz

SIW-B20LI

SIW-B20LI-HC

SIW-C18-20

ACCESSORIES

Model #	Description
BJ10091	Grey Body Jacket Cover
SIW-PBL	Suspension Bail
SIW-38PR	Pin Retainer Kit, 3/8" Drive
SIW-50PR	Pin Retainer Kit, 1/2" Drive

BJ10091

SIW-PBL

SPT Transducerized Cordless Tools: Mobility and Precision for Maximum Productivity

The Signature Series SPT Cordless Tools add a reliable efficiency to the assembly process without sacrificing quality. These easy-to-use, portable tools are transducerized so torque delivery and measurement is precise and traceable. Programmable through either the tool interface or UI software, and available in two model configurations, the SPT tool series is flexible enough to meet your application requirements.

FEATURES AND BENEFITS

- Transducer control for precise torque measurement and traceable results
- Durable high-strength steel gearing means less downtime and lower cost of ownership
- Easy programming on back of tool. Interface displays realtime Torque/Angle
- LED indicator lights provide immediate feedback to the operator. The signal is visible from any angle
- Forward/Reverse press button
- LED work light for working in dark areas
- Mini USB Port (MUST be used with SPT-USBD, included with tool) for programming tool with UI Software
- Longer trigger life - Variable speed control trigger is a non-contact switche
- WiFi communication
- Li-Ion battery pack delivers longer run time
- Shock absorbing, ergonomic grip means less fatigue and well-balanced operation
- When paired with the optional DWL-B receiver, Poka-Yoke connection to Line Controls is easy
- Signature Series SPT Transducerized Tools provide advanced capabilities. For a basic Signature Series cordless tool, see the SPC Precision Clutch Series on page 118.



Available in pistol and angle configurations.
Fully customizable head options

Programming Interface
Easily program the tool using the interface on the back of the tool or using software. A buzzer and LED indicator lights provide audible and visual process information

LED Indicators
- Reverse
- OK
- NOK
- Low Battery Warning
- Change Battery

SPT Signature Series Transducerized Cordless Tools

Model	Torque Range NM	Torque Range FT-LB	Free Speed RPM	Weight LB	Weight KG	Anvil Size	Noise Level dB(A)	Dimensions A IN	Dimensions A MM	Dimensions B IN	Dimensions B MM
Pistol Tools*	Q = Quick Change Output										
SPT-P825Q	3 - 8	2.2 - 5.9	220 - 1,100	2.23	1.01	1/4" QC	<75	8.1	206	9.5	240
SPT-P825	3 - 8	2.2 - 5.9	220 - 1,100	2.23	1.01	1/4" Sq Dr	<75	8.3	210	9.5	240
SPT-P1225Q	4 - 12	3 - 8.9	150 - 700	2.23	1.01	1/4" QC	<75	8.1	206	9.5	240
SPT-P1238	4 - 12	3 - 8.9	150 - 700	2.23	1.01	3/8" Sq Dr	<75	8.3	210	9.5	240
SPT-P1625Q	5 - 16	3.7 - 11.8	100 - 500	2.23	1.01	1/4" QC	<75	8.1	206	9.5	240
SPT-P1638	5 - 16	3.7 - 11.8	100 - 500	2.23	1.01	3/8" Sq Dr	<75	8.3	210	9.5	240

* Pistol Tools Include: Tool, one (1) Li-Ion Battery, and one (1) SPT-USBD dongle

SPT-P1638

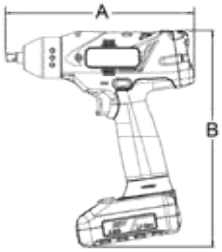

SPT-A1625Q with Quick Change Chuck

SPT-A4850

Model	Torque Range Nm	Torque Range FT-LB	Free Speed RPM	Weight LB	Weight KG	Anvil Size	Noise Level dB(A)	Dimensions A IN	Dimensions A MM	Dimensions B IN	Dimensions B MM	Dimensions C IN	Dimensions C MM	Dimensions D IN	Dimensions D MM	Dimensions E IN	Dimensions E MM
Angle Tools**	Q = Quick Change Output																
SPT-A1025Q	4 - 10	3- 7.4	150 - 750	3.7	1.68	1/4" QC	<75	17.2	439	5.9	150	1.5	38	0.8	20	0.6	16
SPT-A1038	4 - 10	3 - 7.4	150 - 750	3.7	1.68	3/8" Sq Dr	<75	17.2	439	5.9	150	1.5	38	0.5	13.5	0.6	16
SPT-A1625Q	5 - 16	3.7 - 11.8	120 - 600	3.7	1.68	1/4" QC	<75	17.2	439	5.9	150	1.5	38	0.8	20	0.6	16
SPT-A1638	5 - 16	3.7 - 11.8	120 - 600	3.7	1.68	3/8" Sq Dr	<75	17.2	439	5.9	150	1.5	38	0.5	13.5	0.6	16
SPT-A3038	10 - 30	7.4 - 22	70 - 350	3.7	1.68	3/8" Sq Dr	<75	17.2	439	5.9	150	1.5	38	0.5	13.5	0.6	16
SPT-A4838	20 - 48	14.8 - 35.4	60 - 210	4.77	2.16	3/8" Sq Dr	<75	21.1	535	5.9	150	1.7	42.5	0.5	13.5	0.7	18.5
SPT-A4850	20 - 48	14.8 - 35.4	60 - 210	4.77	2.16	1/2" Sq Dr	<75	21.1	535	5.9	150	1.7	42.5	0.5	13.5	0.7	18.5
SPT-A6038	25 - 60	18.4 - 44.3	50 - 170	4.77	2.16	3/8" Sq Dr	<75	21.1	535	5.9	150	1.7	42.5	0.5	13.5	0.7	18.5
SPT-A6050	25 - 60	18.4 - 44.3	50 - 170	4.77	2.16	1/2" Sq Dr	<75	21.1	535	5.9	150	1.7	42.5	0.5	13.5	0.7	18.5

** Angle Tools include: Tool, one (1) Li-Ion Battery, one (1) SPT-USBD dongle, and a head indexing spanner wrench

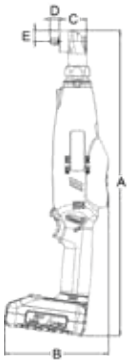

10 - 30 Nm Tools

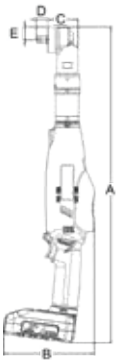

48 - 60 Nm Tools

BATTERIES AND CHARGER FOR SPC & SPT TOOLS

One universal battery and charger interface with all of the Signature Series SPC & SPT tools. Each tool utilizes the same lightweight Li-Ion battery, which provides superior battery life. The charger accepts input AC power of 100 – 240VAC, making use simple anywhere in the world.

SPC-B218LI
SP-B220

SPC-B218LI-HC
SP-B220HC

Charger
SPC-C218-20

Battery Model	Voltage	Type	Capacity	Weight
SPC-B218LI	18V	Li-Ion	2.0 Ah	.8 Lb / .4 kg
SPC-B218LI-HC	18V	Li-Ion	4.0 Ah	1.4 Lb / .64 kg
SP-B220	20V	Li-Ion	2.0 Ah	.8 Lb / .4 kg
SP-B220HC	20V	Li-Ion	4.0 Ah	1.4 Lb / .64 kg

Charger Model	Output	Input	Dimensions (W/O Battery)	Weight
SPC-C218-20	18V-19.2V 3.0 A	100-240VAC 50-60 Hz	6.25" (D) x 5" (W) x 3.5" (H) 158.8 mm x 127 mm x 89 mm	1.2 Lb .54 kg

DWL-B RECEIVER FOR SPT SERIES TOOLS: POKA-YOKE ERROR PROOFING

DWL-B Receiver allows SPT Signature Series tools to connect to line controls as a Poka Yoke

FEATURES AND BENEFITS

- Receives OK or NOK signal from tools over WiFi
- Helps detect errors including missing fasteners
- One Receiver can pair with up to 7 SPT tools simultaneously
- 24V I/O Connectivity

Model	Description	Power Input	Ports
DWL-B	Max. 100 meter / 7 tools to 1 receiver	100-240VAC, 50-60 Hz	25 Pin Parallel

SPC-2PGM PROGRAMMER FOR SPC AND SIW SERIES

SPC and SIW Signature Series tools have an integrated mini USB connector that couples to the SPC-2PGM Signature Series Programmer module. The Programmer allows the user to add additional programming functions to the tool, enhancing operator efficiency.

SPC-2PGM Connected To

SPC Precision Clutch Tools

Programmable Features

- Tool Speed from minimum (1,500 rpm) to maximum (2,400 rpm) speed in 50 rpm increments
- Reverse Speed
- Forward/Reverse Mode
- Buzzer Volume
- Trigger Start Mode
- LED Illumination
- Over Torque Warning
- Number of Impacts and Number of Rotations in Reverse Mode

Informational display

- Product ID
- Usage Time
- Total Count of Completed Tightenings
- Total Count of Tightenings per Trip

SIW Shut-Off Impact Tools

Programmable Features

- Motor Direction
- Maximum Stage
- Speed Type (Low, Med, High)
- Number of Impacts in Each Stage
- Buzzer Volume
- Number of Rotations
- Reverse Stop Mode
- LED Illumination

Informational display

- Product ID
- Usage Time
- Screw Count of Current Trip
- Total Trip Count

CUSTOM TOOL ATTACHMENTS

A wide variety of special heads and attachments can be fitted to Signature Series Angle Nutrunners. Contact your AIMCO representative for assistance, 1-503-254-6600, or toll free 1-800-852-1368.

TOOL BASKETS

AIMCO tool baskets can be affixed to a bench or rack and can be used for either a pistol or right angle tool.

QUICK CLIP

The two piece Quick Clip comes with a belt clip and a stretch cord attachment for a pistol tool. The patented ball feature allows for quick and easy release.

Electra SERIES

AE-5681

- Available in push-to-start and lever start styles
- Ergonomic design — Lightweight, compact housings ensure operator comfort during operation
- Accurate torque control — Precise controlled fastening with automatic shut-off clutches
- External brush replacement — Virtually no down time for brush replacement
- External torque adjustment — Torque level can be easily adjusted by simply turning the external adjustment ring
- UL Listed and CE Certified — Drivers meet electrical safety standards in both the U.S. and Europe
- Direct plug-in style — Offers easy and convenient start-up (certain models), simply plug it in
- State-of-the-art motor design — Ensures comfortable grip temperature for operator and extended motor life

Electra® Series Screwdrivers

Model	Torque Range IN-LB	Torque Range KGF-CM	Free Speed RPM	Weight LB	Weight KG	Length IN	Length MM	Hex Drive IN	Hex Drive MM	Power Source
Push-To-Start Direct Plug-In Series										
AE-5681 (Includes torque cover)	3.5 - 15.6	4 - 18.0	1,000	1.2	0.5	9.3	237	1/4	6.4	115V AC*
AE-8681 (Includes pistol grip handle adapter)	15 - 45	23.0 - 51.8	600	1.6	0.7	10.6	269	1/4	6.4	115V AC*
Low-Voltage Lever Start Series (Requires External Power Supply)										POWER SUPPLY:
AE-2020	.35 - 1.3	.40 - 1.5	720	0.7	0.3	8.0	203	1/4	6.4	See page 127 for required power supplies
AE-4020	.9 - 5	1.0 - 6.0	720	0.7	0.3	8.0	203	1/4	6.4	
AE-4520	1.3 - 8.7	1.5 - 10.0	720	0.7	0.3	8.0	203	1/4	6.4	
AE-7010	6.1 - 17.4	7.0 - 20.0	750	1.4	0.6	9.3	236	1/4	6.4	
Low-Voltage Push-To-Start Series (Requires External Power Supply)										
AE-7010PS	6.1 - 17.4	7.0 - 20.0	750	1.4	0.6	9.3	236	1/4	6.4	

* 220V AC is available upon request. Contact AIMCO at 1-503-254-6600, or toll free 1-800-852-1368.

ELECTRA® LOW ESD SERIES

- Grounded bit — Grounded chuck assembly routes any existing charge to ground
- Carbonized housing — Handle material and buttons are constructed of carbonized plastic throughout, enabling any charge received by the handle to be routed to ground
- Long-Lasting ESD resistant handle — Material will maintain its integrity for the life of the handle, unlike coatings or paints

AE-5681ESD

Electra® Low ESD Series Screwdrivers

Model	Torque Range IN-LB	Torque Range KGF-CM	Free Speed RPM	Weight LB	Weight KG	Length IN	Length MM	Hex Drive IN	Hex Drive MM	Power Source
AE-4520ESD*	1.3 - 8.7	1.5 - 10.0	720	0.9	0.4	8.0	204	1/4	6.4	35V DC
AE-5681ESD	3.5 - 15.6	4 - 18.0	1,000	1.2	0.5	9.3	237	1/4	6.4	115V AC**

* Low-voltage units require an external power supply.
** 220V AC is available upon request. Contact AIMCO at 1-503-254-6600, or toll free 1-800-852-1368.

ELECTRA® SLIP CLUTCH SERIES

- High-speed performance — For quick and consistent assembly and disassembly
- Maximum ergonomics and convenience — Offers a combination of a slip clutch with a high speed motor to provide low torque reaction; one of the best power-to-weight ratios in the industry
- Added maintenance feature — LED light indicates when to change brushes. Brush cap contains a switch that shuts off the power during brush replacement
- Direct 110V plug-in — Eliminates the need for an external power supply

AE-2015

- 1/4" hex quick change chuck for easy bit changes
- External torque collar for easy torque adjustment.

Electra® Slip Clutch Series Screwdrivers

Model	Recommended Torque Range IN-LB	Recommended Torque Range KGF-CM	Free Speed RPM	Weight LB	Weight KG	Length IN	Length MM	Hex Drive IN	Hex Drive MM	Power Source
AE-2015	4.3 - 21.7	5.0 - 25.0	1,000	1.2	.55	9.2	234	1/4	6.4	110 V / 120V AC*

** 220V AC is available upon request. Contact AIMCO at 1-503-254-6600, or toll free 1-800-852-1368.

PRECISION SERIES

- For low torque applications
- Featuring ergonomic design
- Comes with options such as long-life brushless motors and adjustable speed power supplies

AE-6450

STANDARD MODELS

- Optional speed control power supply — Enables infinite control from 20% to 100% of maximum tool speed and adjustable soft start to minimize cross threading
- Ergonomic housing — Oval shape conforms to hand
- Duralite — Casing material provides a secure grip
- Feather touch integrated lever reduces travel and stress. Requires only 2 mm of travel to activate
- External torque control — Twist and go

EXTENDED LIFE MODELS

- Sealed Swiss motor — For higher duty cycles, longer life, and less maintenance. Sealed casing means no brush changes are necessary
- Extended warranty on tool motor — Three year standard motor warranty
- Compact power supply — Makes setup a breeze

Electra® Precision Series Screwdrivers

Model	Torque Range IN-LB	Torque Range KGF-CM	Free Speed RPM	Weight LB	Weight KG	Length IN	Length MM	Hex Drive IN
Standard								
AE-6450	1.3 - 8.7	1.5 - 10.0	770	0.9	0.4	8.5	216	1/4
Extended Life								
AE-6300M	1.0 - 5.5	1.1 - 6.3	550	0.9	0.4	8.5	216	1/4

Electra® Series Power Supplies

Model	Compatible Screwdrivers	Tool RPM	Voltage Conversion	Dimensions	Weight LB	Weight KG
APM-352B	AE-2020 AE-2020ESD AE-4020 AE-4520 AE-4520ESD AE-6450	720	110V AC - 220V AC 50/60 Hz 25 – 35V DC	6.8 x 3.3 x 1.8 172 x 84 x 46 mm	0.8	.38
APM-302B	AE-7010 AE-7010PS	STANDARD	110V AC - 220V AC 50/60 Hz 20 – 30V DC	6.8 x 3.3 x 1.8 172 x 84 x 46 mm	0.8	.38
APM-30	AE-6300M	550	110V AC - 220V AC 30V DC	2.1 x 3.4 x 1.9 53 x 87 x 48 mm	0.4	0.2

DIGITAL FASTENING COUNTER

The AM Series fastener counter verifies and error-proofs the assembly process.

- Buzzer notifies of missing screws, incomplete fastening, and thread damage
- Counts up to 60,000 units and up to 99 screws per unit
- Connects easily to automation equipment using standard input/output signals
- Large LCD screen is easy to read. A green screen indicates OK fastening, a red screen indicates NG

Digital Fastening counters for Electra® Series Screwdrivers

Model	Compatible Screwdrivers
AM-45	For AE-2020, AE-4020, AE-4520 Standard and ESD types
AM-65	For AE-7010, AE-7010PS

OPTIONAL ACCESSORIES



Angle Head Attachments

Available for lever start series.
Not available for Low ESD Series.

Pistol Grip Handle

Converts to a pistol style driver for horizontal fastening. Available for Trigger Start only (included with AE-8681).

Torque Cover

Prevents accidental torque adjustment by the operator (included with AE-5681).

Electra® Series Screwdriver Accessories

Item	Model	Compatible Screwdrivers
Angle Head Attachments	AE-2045A	For AE-2020, AE-4020, AE-4520
	AE-7080A	For AE-7010
Pistol Grip Handle	AE-PG7080	For AE-7010, AE-7010PS
Torque Cover	AE-TC2040	For AE-2020, AE-4020, AE-4520
	AE-TC7080	For AE-7010, AE-7010PS
	4H2055	For AE-8681

UW-SERIES IMPACT TOOLS

UW-Series impact tools offer fast, economical operation in high-volume heavy assembly applications.

UW-6SLRDK
UW-6SLRK

UW-61ERK

UW-8SHRK

UW-9SRK

UW-10SHRK

UW-13SRK

UW-131ERK

UW Series Twin Hammer Pistol Impact Wrenches

Recommended Air Pressure: 85 psi

Model	Capacity MM	Capacity IN	Torque Range (Approx) NM	Torque Range (Approx) FT-LB	Speed RPM	Overall Length MM	Overall Length IN	Weight KG	Weight LB	From Center to Outside MM	From Center to Outside IN	Sq. Dr. or Hex Size IN	Noise Level dB(A)	Average Air Consumption
UW-6SLRDK	6	1/4	6.9 - 18	5 - 13	8,500	175	6.9	1.0	2.1	31.0	1.2	1/4 Hex	91	12.4
UW-6SLRK	6	1/4	7.8 - 19	6 - 14	8,500	175	6.9	1.0	2.1	31.0	1.2	1/4 Sq.	92	12.4
UW-61ERK	8	5/16	14 - 40	10 - 30	7,300	150	5.9	1.5	3.3	29.5	1.2	3/8 Sq.	91	12.4
UW-8SHRK	8	5/16	18 - 40	13 - 30	7,300	172	6.8	1.6	3.4	31.0	1.2	1/2 Sq.	93	14.0
UW-9SRK	10	3/8	35 - 87	26 - 64	7,000	178	7.0	1.8	3.9	34.0	1.3	1/2 Sq.	93	16.0
UW-10SHRK	12	1/2	47 - 170	35 - 125	6,000	183	7.2	2.1	4.7	30.5	1.4	1/2 Sq.	95	16.0
UW-13SRK	13	1/2	88 - 250	65 - 184	6,000	215	8.5	2.6	5.7	37.5	1.5	1/2 Sq.	95	16.0
UW-131ERK	13	1/2	84 - 260	62 - 192	5,500	205	8.1	3.0	6.5	37.5	1.5	1/2 Sq.	97	19.4

Air Hose Size: 3/8" I.D. Air Inlet: N.P.T. 1/4" NOTE: Additional models available. Please contact AIMCO, 1-503-254-6600, or toll free 1-800-852-1368.

UW-6SSLRDK

UW-6SSHRDK
UW-6SSHRK

UW-13SSK

UW-401L

UW Series Twin Hammer Inline Impact Wrenches

Recommended Air Pressure: 85 psi

Model	Capacity MM	Capacity IN	Torque Range (Approx) NM	Torque Range (Approx) FT-LB	Speed RPM	Overall Length MM	Overall Length IN	Weight KG	Weight LB	From Center to Outside MM	From Center to Outside IN	Sq. Dr. or Hex Size IN	Noise Level dB(A)	Average Air Consumption
UW-6SSRK	6	1/4	9.8 - 26	7 - 19	7.500	225	8.9	1.0	2.1	29.5	1.2	3/8 Sq.	91	10.5
UW-6SSLRDK	6	1/4	6.9 - 18	5 - 13	8,500	239	9.4	0.9	1.9	31.0	1.3	1/4 Hex	91	10.5
UW-6SSHRDK	8	5/16	15 - 30	11 - 22	7,300	249	9.8	1.3	2.8	27.5	1.1	1/4 Hex	91	12.4
UW-6SSHRK	8	5/16	22 - 50	16 - 37	7,300	249	9.8	1.3	2.8	27.5	1.1	3/8 Sq.	91	12.4
UW-13SSK	13	1/2	89 - 250	66 - 184	6,300	281	11.1	3.2	7.0	39.0	1.5	1/2 Sq.	97	19.4
UW-401	38	1-1/2	880 - 2,500	649 - 1,844	3,200	494	19.5	15.1	33.2	62.5	2.5	1 Sq.	110	42.4
UW-401L	38	1-1/2	790 - 2,300	583 - 1,696	3,200	654	25.8	16.5	36.3	62.5	2.5	1 Sq,	110	42.4

Air Hose Size: 3/8" I.D., 1/2" I.D. for UW-401 and UW-401L models Air Inlet: N.P.T. 1/4" NOTE: Additional models available. Please contact AIMCO, 1-503-254-6600, or toll free 1-800-852-1368.

Impact Tools Model Number Key

UW-_SH = Pistol grip
UW-_SSH = Straight handle
UW-_CSH = Angle head
UW-_P = Pistol grip for 140 and 381 series

+

L = Long anvil
R = Rear exhaust

+

K = Lightweight
DK = Driver-type anvil, lightweight

UW-6CSHRK

UW-13CSK

UW Series Twin Hammer Angle Impact Wrenches

Recommended Air Pressure: 85 psi

Model	Capacity MM	Capacity IN	Torque Range (Approx) NM	Torque Range (Approx) FT-LB	Speed RPM	Overall Length MM	Overall Length IN	Weight KG	Weight LB	From Center to Outside MM	From Center to Outside IN	Sq. Dr. or Hex Size IN	Noise Level dB(A)	Average Air Consumption
UW-6CSHRK	8	5/16	19 - 41	14 - 30	7,300	282	11.1	1.7	3.8	27.5	1.1	3/8 Sq.	94	10.5
UW-13CSK	13	1/2	75 - 200	55 - 148	6,500	374	14.7	5.2	11.4	39.0	1.5	1/2 Sq.	97	26.5

Air Hose Size: 3/8" I.D. Air Inlet: N.P.T. 1/4" NOTE: Additional models available. Please contact AIMCO, 1-503-254-6600, or toll free 1-800-852-1368.

UW-140P(WR)

UW-220P
UW-220PL

UW-251P

UW-381
UW-381L

UW-381P

UW Series Swing Hammer Impact Wrenches

Recommended Air Pressure: 85 psi

Model	Capacity MM	Capacity IN	Torque Range (Approx) NM	Torque Range (Approx) FT-LB	Speed RPM	Overall Length MM	Overall Length IN	Weight KG	Weight LB	From Center to Outside MM	From Center to Outside IN	Sq. Dr. or Hex Size IN	Noise Level dB(A)	Average Air Consumption
UW-140P(WR)	12	1/2	70 - 210	52 - 155	6,500	200	7.9	2.7	5.9	33.0	1.3	1/2 Sq.	93	25.0
UW-220P	19	3/4	300 - 700	221 - 516	5,500	230	9.1	2.8	9.6	42.0	1.7	3/4 Sq.	95	25.0
UW-220PL	19	3/4	300 - 700	221 - 516	5,500	350	13.8	4.4	10.3	42.0	1.7	3/4 Sq.	95	25.0
UW-251P	25	1	600 - 1,000	443 - 738	5,500	276	10.9	8.0	17.6	55.0	2.0	1 Sq.	95	28.0
UW-381	38	1-1/2	760 - 2,000	561 - 1,475	4,700	395	115.6	9.5	20.9	58.5	2.3	1 Sq.	100	31.5
UW-381L	38	1-1/2	1,400 - 2,000	1,033 - 1,475	4,700	543	21.4	10.0	20.9	58.5	2.3	1 Sq.	100	31.5
UW-381P	38	1-1/2	760 - 2,000	561 - 1,475	4,700	276	10.9	10.0	20.9	58.5	2.3	1 Sq.	99	31.5

Air Hose Size: 3/8" for UW-140P(WR) 1/2" I.D. for other models NOTE: Additional models available. Please contact AIMCO, 1-503-254-6600, or toll free 1-800-852-1368.
Air Inlet: N.P.T. 1/4" for UW-140P(WR) N.P.T. 3/8" for UW-220P and UW-251P series N.P.T. 1/2" for UW-381 series

UW-550


UW-75S

UW Series Twin Hammer Jumbo Impact Wrenches

Recommended Air Pressure: 85 psi

Model	Capacity MM	Capacity IN	Torque Range (Approx) NM	Torque Range (Approx) FT-LB	Speed RPM	Overall Length MM	Overall Length IN	Weight KG	Weight LB	From Center to Outside MM	From Center to Outside IN	Sq. Dr. or Hex Size IN	Noise Level dB(A)	Average Air Consumption
UW-550	55	2-1/4	2,500 - 5,800	1,844 - 4,278	3,500	525	20.7	36.0	79.0	78.0	3.1	1-1/2 Sq.	112	79.0
UW-75S	76	3	7,800 - 17,000	5,753 - 12,539	1,400	670	26.4	56.0	123.0	96.0	3.8	1-1/2 Sq.	112	114.0

Air Hose Size: 3/4" I.D. Air Inlet: N.P.T. 1" NOTE: Additional models available. Please contact AIMCO, 1-503-254-6600, or toll free 1-800-852-1368.

UW Series Stud Bolt Wrenches

Recommended Air Pressure: 85 psi

Model	Capacity MM	Capacity IN	Torque Range (Approx) NM	Torque Range (Approx) FT-LB	Speed RPM	Overall Length MM	Overall Length IN	Weight KG	Weight LB	From Center to Outside MM	From Center to Outside IN	Sq. Dr. IN	Noise Level dB(A)	Average Air Consumption
UW-ST6SHK	8	5/16	22 - 49	16 - 36	6,500	170	6.7	1.7	3.7	24.0	1.0	3/8 Sq.	92	14.0

Air Hose Size: 3/8" I.D. Air Inlet: N.P.T. 1/4" NOTE: Additional models available. Please contact AIMCO, 1-503-254-6600, or toll free 1-800-852-1368.

UW-ST6SHK

UAG-40SBL-136

UAG-50SBL-109
UAG-50SBL-120

UAG-70SBL-76

UAG-90SBL-59

UAG Series Angle Grinders

Recommended Air Pressure: 85 psi

Model*	Capacity (Wheel Size) IN	Speed RPM	Rated Horsepower HP	Overall Length MM	Overall Length IN	Overall Height MM	Overall Height IN	Weight KG	Weight LB	Noise Level dB(A)	Average Air Consumption CFM
UAG-40SBL-136	4	13,600	1.0	246	9.7	76	3.0	1.3	2.9	84	34.0
UAG-50SBL-109	5	10,900	1.0	246	9.7	76	3.0	1.4	3.1	82	34.0
UAG-50SBL-120	5	12,000	1.0	246	9.7	76	3.0	1.4	3.1	82	34.0
UAG-70SBL-76	7	7,600	2.0	300	11.8	98	3.9	2.9	6.4	83	57.0
UAG-90SBL-59	9	5,900	2.5	308	12.1	98	3.9	3.3	7.3	88	67.0

UG-25NA


UG-38N

UG-38NA

UG-38NL

UG-38NS

UG-50S-200
UG-60S-29

UG-45H

UG Series Die Grinders

Recommended Air Pressure: 85 psi

Model*	Collet Chuck Size IN	Speed RPM	Rated Horsepower HP	Overall Length MM	Overall Length IN	Weight KG	Weight LB	Noise Level dB(A)	Average Air Consumption CFM
UG-25NA	1/4	23,500	0.3	153	6.0	0.5	1.2	82	10.7
UG-38N	1/4	25,000	0.4	164	6.5	0.6	1.3	85	10.7
UG-38NA	1/4	22,000	0.4	165	6.5	0.7	1.4	75	14.0
UG-38NL	1/4	21,000	0.4	317	12.5	0.9	2.0	85	10.7
UG-38NS	1/4	25,000	0.4	174	6.8	0.6	1.3	85	10.7
UG-50S-200	1/4	23,000	0.3	198	7.8	0.6	1.3	73	14.0
UG-45H	1/4	18,000	0.5	196	7.7	0.8	1.8	76	22.0
UG-60S-29*	1/4	2,900	0.5	227	8.9	1.1	2.3	77	18.0

* UG-60S-29 includes spanner wrench to tighten collet

UG-65EB

UG-65EBL

UG-650EL

UG Series Lightweight Grinders

Recommended Air Pressure: 85 psi

Model*	Capacity (Wheel Size) IN	Speed RPM	Rated Horsepower HP	Overall Length MM	Overall Length IN	Weight KG	Weight LB	Noise Level dB(A)	Average Air Consumption CFM
UG-65EB	2.5	14,600	0.6	242	9.8	1.3	2.8	95	22.0
UG-65EBL	2.5	14,600	0.6	272	10.7	1.4	3.1	95	22.0
UG-650EL	2.5	14,600	0.6	420	16.5	1.6	3.4	85	22.0

UG Series Horizontal Grinder

Recommended Air Pressure: 85 psi

Model	Capacity (Wheel Size) IN	Speed RPM	Rated Horsepower HP	Overall Length MM	Overall Length IN	Weight KG	Weight LB	Noise Level dB(A)	Average Air Consumption CFM
UG-1250L-72	5	7,200	1.0	436	17.2	2.8	6.2	88	32.7

UG-1250L-72

*Air Hose Size: 3/8" I.D. – 1/2" I.D. (UG-1250L-72) Air Inlet: N.P.T. 1/4" - N.P.T. 3/8" (UAG-90SBL-59 and UG-1250L-72)
NOTE: Additional models available. Please contact AIMCO, 1-503-254-6600, or toll free 1-800-852-1368.

UP Series Sander

Recommended Air Pressure: 85 psi

Model	Capacity (Wheel Size) IN	Speed RPM	Rated Horsepower HP	Overall Length MM	Overall Length IN	Weight KG	Weight LB	Noise Level dB(A)	Average Air Consumption CFM
UP-25DB	5	10,000	0.3	212	8.3	1.7	3.7	73	7.0

Air Hose Size: 3/8" I.D. Air Inlet: N.P.T. 1/4" NOTE: Additional models available. Please contact AIMCO, 1-503-254-6600, or toll free 1-800-852-1368.

UP-25DB

UD-50-22
UD-50-200

UD-50-45

UD-60-04
UD-60-07

UD-60-15
UD-60-20

UD-60-29

UD-80-04
UD-80-07

UD-80-12

UD-50S-22
UD-50S-45

UD-60S-15
UD-60S-29

UD-50S-45A
UD-50S-45A*

UD-60S-15C
UD-60S-29C

UD Series Drills

Recommended Air Pressure: 85 psi

Model	Capacity MM	Capacity IN	Speed RPM	Overall Length MM	Overall Length IN	Weight With Chuck KG	Weight With Chuck LB	From Center To Outside MM	From Center To Outside IN	Nominal Chuck Size IN	Type of Spindle IN-THR'D	Noise Level dB(A)	Average Air Consumption CFM
Pistol													
UD-50-200	3	1/8	23,000	135	5.3	0.7	1.5	21.0	0.8	5/16	3/8-24UNF	73	14
UD-50-45	6	1/4	5,000	145	5.7	0.9	1.9	21.0	0.8	5/16	3/8-24UNF	72	14
UD-50-22	8	5/16	2,200	140	5.5	0.9	2.0	21.0	0.8	5/16	3/8-24UNF	72	14
UD-60-29	8	5/16	2,900	167	6.6	1.1	2.4	22.5	0.9	5/16	3/8-24UNF	77	18
UD-60-20	8	5/16	2,000	180	7.1	1.2	2.6	22.5	0.9	5/16	3/8-24UNF	77	18
UD-60-15	8	5/16	1,600	180	7.1	1.2	2.6	22.5	0.9	5/16	3/8-24UNF	76	18
UD-60-07	13	1/2	700	219	8.6	1.4	3.1	22.5	0.9	1/2	1/2-20UNF	75	18
UD-60-04	13	1/2	500	220	8.6	1.4	3.1	22.5	0.9	1/2	1/2-20UNF	75	18
UD-80-12	13	1/2	1,200	216	8.5	1.8	4.0	26.0	1.0	1/2	1/2-20UNF	79	23
UD-80-07	13	1/2	700	239	9.4	2.3	5.1	26.0	1.0	1/2	1/2-20UNF	79	23
UD-80-04	16	5/8	400	247	9.7	2.9	6.4	26.0	1.0	5/8	5/8-16UNF	79	23
Inline													
UD-50S-45	6	1/4	5,000	210	8.3	0.9	1.9	21.0	0.8	5/16	3/8-24UNF	77	14
UD-50S-22	8	5/16	2,200	205	8.1	0.8	1.8	21.0	0.8	5/16	3/8-24UNF	77	14
UD-60S-29	8	5/16	2,900	227	8.9	1.1	2.3	22.5	0.9	5/16	3/8-24UNF	77	18
UD-60S-15	8	5/16	1,600	238	9.4	1.2	2.5	22.5	0.9	5/16	3/8-24UNF	77	18
Angle													
UD-50S-45A	4	#8	5,000	253	10	0.9	1.98	21.0	0.8	–	1/4-28UNF	79	14
UD-50S-45A*	4	#8	5,000	253	10	0.9	1.98	21.0	0.8	–	1/4-28UNF	79	14
UD-60S-29C	8	5/16	2,900	276	10.9	1.5	3.3	22.5	0.9	5/16	3/8-24UNF	79	18
UD-60S-15C	8	5/16	1,600	283	11.1	1.6	3.5	22.5	0.9	5/16	3/8-24UNF	79	18

* UD-50S-45A* comes with a cone jaw chuck installed.
Air Hose Size: 3/8" I.D. Air Inlet: N.P.T. 1/4" NOTE: Other models are available. Please contact AIMCO, 1-503-254-6600, or toll free 1-800-852-1368.

SBH-0

SBH-1A(R,H)

BRH-1USR
BRH-5USR

BRH-1UR

BRH-7(R,H)
Impact Cutter

Low-Vibration Type

BRH-1UD

BRH-5UD

BRH-5USD

SBH / BRH Series Riveting Hammers Impact Cutter

Recommended Air Pressure: 85 psi

Model	Capacity Duralumin IN	Capacity Steel IN	Blow Per Min. BPM	Overall Length MM	Overall Length IN	Weight KG	Weight LB	Piston Diameter MM	Piston Diameter IN	Piston Stroke MM	Piston Stroke IN	Noise Level dB(A)	Average Air Consumption CFM
Standard Type													
SBH-0	#2	–	6,500	123	4.8	0.3	0.7	10.0	0.4	23	0.9	90	3.5
SBH-1A(R,H)*	#3	–	4,000	209	8.2	0.9	1.9	11.1	0.4	56	2.2	92	5.0
BRH-1UR	#5	#3	2,800	122	4.9	1.1	2.4	14.3	0.6	38	1.5	95	12.0
BRH-1USR	#5	#3	2,800	180	7.1	1.0	2.2	14.3	0.6	38	1.5	95	12.0
BRH-5USR	1/4	#10	1,800	246	9.7	1.5	3.2	12.7	0.5	100	4.0	95	13.0
Low-Vibration Type													
BRH-1UD(R)*	#5	#3	2,800	122	4.9	1.1	2.4	14.3	0.6	38	1.5	95	12.0
BRH-5UD(R)*	1/4	#10	1,800	189	7.4	1.4	3.1	12.7	0.5	100	4.0	95	13.0
BRH-5USD	1/4	#10	2,800	211	10.7	1.7	3.6	12.7	0.6	100	1.5	95	12.0
Impact Cutter													
BRH-7(R,H)*	–	–	3,400	168	6.6	1.6	3.6	19.1	0.8	50	2.0	100	17.0

Air Hose Size: 3/8" I.D. Air Inlet: N.P.T. 1/4" * R - Round Bushing H - Hex Bushing

RH-25

RH-80

RH-90

RH-100Z

RH-200

CB / RH Series One Shot Hammers

Recommended Air Pressure: 85 psi

Model	Blow Power LB	Rivet Set Dia x Length IN	Shank Diameter MM	Shank Diameter IN	Stroke MM	Stroke IN	Length MM	Length IN	Weight LB	Weight KG
RH-25	20.4	–	10.2	0.401	29.8	1.2	213	8.4	2.0	0.9
RH-80	27.6	–	10.2	0.401	29.8	1.2	254	10.0	2.9	0.3
RH-90	103	–	10.2	0.401	29.8	1.2	328	12.9	3.5	1.6
RH-100Z	78.1	–	10.2	0.401	29.8	1.2	328	12.9	3.9	1.8
RH-200	139	–	10.2	0.401	39.8	1.2	341	13.4	4.6	2.1

Air Hose Size: 3/8" I.D. Air Inlet: N.P.T. 1/4" NOTE: Additional models available. Please contact AIMCO, 1-503-254-6600, or toll free 1-800-852-1368.

A-50 Screw Presenters

For semi-automated assembly, look no further than AIMCO's Acra-Feed screw presenters

Productive

- One-hand operation eliminates manual handling of screws. Screw is presented to operator for easy magnetic or vacuum pickup
- Keeps workspace clear of dropped fasteners and stray fasteners from getting into assemblies
- Large hopper holds approximately 1,000 – 1,500 fasteners, and the oscillating hopper design provides a quick feed rate — up to two (2) screws per second
- Solid design — no tie downs or straps required
- Perfect for contract or dedicated assembly
- Switch rails in minutes for different screw sizes

Ergonomic

- Allows for fewer arm and hand movements

Reliable

- Heavy duty industrial design
- Modular design for easy repairs

Quality

- Uses existing or our new torque control drivers

Acra-Feed® Screw Presenter

ACRA-FEED®

FASTENING IN 3 EASY STEPS

Load screws into the hopper. There is no side to load unit and no gates to limit capacity.

Address screw with magnetized bit.

Bring screw to workpiece and fasten parts.

A-50B-1
Standard Screw Presenter



A-50BRBTC-4
Compact Robotic Screw Presenter

A-50BRBT-1
Robotic Screw Presenter

A-50 Standard Screw Presenters

For manual assembly stations where the operator must otherwise pick up and hold fasteners by hand.

Model	Additional Rail Part No.	Screw Size IN	Screw Size MM	Max Screw Length IN	Max Screw Length MM
A-50A-0	AR-0	#0	1.4	.39	10
A-50A-1.7	AR-1.7	—	1.7	.39	10
A-50B-1	BR-1	#1	2.0	.75	18
A-50B-2	BR-2	#2	2.3	.75	18
A-50B-3	BR-3	#3	2.6	.75	18
A-50B-4	BR-4	#4	3.0	.75	18
A-50C-6	CR-6	#6	3.5	.75	18
A-50C-8	CR-8	#6-8	4.0	.75	18
A-50C-10	CR-10	#10	5.0	.75	18

Dimensions: 5.1 (W) x 8.5 (L) x 5.3 (H) Weight: 7.0 lb.

Optional Accessories

Model	Part No.
Mag-O-Net Bit Magnetizer	AM1/4Z, AM5Z, AM3/16Z, AM5/16Z

A-50ARBTC Compact Robotic Screw Presenters

For automated systems or manual systems using vacuum-assist to pick up nonferrous fasteners when work space is limited.

Model	Additional Rail Part No.	Nominal Screw Size IN	Nominal Screw Size MM	Max Screw Length IN	Max Screw Length MM
A-50ARBTC-0	AR-RBTC-0	#0	1.4	.390	10
A-50ARBTC-1.7	AR-RBTC-1.7	—	1.7	.390	10
A-50BRBTC-1	BR-RBTC-1	#1	2.0	.700	18
A-50BRBTC-2	BR-RBTC-2	#2	2.3	.700	18
A-50BRBTC-3	BR-RBTC-3	#3	2.6	.700	18
A-50BRBTC-4	BR-RBTC-4	#4	3.0	.700	18
A-50CRBTC-6	CR-RBTC-6	#6	3.5	.700	18
A-50CRBTC-8	CR-RBTC-8	#6-8	4.0	.700	18
A-50CRBTC-10	CR-RBTC-10	#10	5.0	.700	18

Dimensions: 7.2 (L) x 4.9 (W) x 5.7 (H) Weight: 6.7 lb.

A-50ARBT Robotic Screw Presenters

For automated fastening systems or manual systems using vacuum assist to pick up non-ferrous fasteners.

Model	Additional Rail Part No.	Screw Size IN	Screw Size MM	Max Screw Length IN	Max Screw Length MM
A-50ARBT-0	AR-RBT-0	#0	1.4	.39	10
A-50ARBT-1.7	AR-RBT-1.7	-	1.7	.39	10
A-50BRBT-1	BR-RBT-1	#1	2.0	.70	18
A-50BRBT-2	BR-RBT-2	#2	2.3	.70	18
A-50BRBT-3	BR-RBT-3	#3	2.6	.70	18
A-50BRBT-4	BR-RBT-4	#4	3.0	.70	18
A-50CRBT-6	CR-RBT-6	#6	3.5	.70	18
A-50CRBT-8	CR-RBT-8	#6-8	4.0	.70	18
A-50CRBT-10	CR-RBT-10	#10	5.0	.70	18

Dimensions: 5.1" (W) x 10.8" (L) x 5.3" (H) Weight: 9.2 lb.

Reduces Cycle Time By Approximately Two Seconds Per Fastener

FEATURES AND BENEFITS

- Delivers fastener directly to the driver
- For #2 – #10 fasteners, up to 1 inch long
- Available for captive washer type screws (A315V)
- Feed speed of up to 1 screw per second
- System includes feeder, hose assembly, air screwdriver, and FRL



Productive

- Eliminates reaching for fasteners
- Most jams are easily cleared on the line
- Frees operator's hand for productive use
- Large hopper holds between 1,000 – 5,000 fasteners

Ergonomic

- Eliminates manual handling of fasteners and shavings
- Reduces workspace clutter
- Keeps workspace clean of dropped fasteners
- Torque reaction of standard driver is minimal and can be eliminated with optional Ergo-Arm

Reliable

- Longest warranty in the industry — 3 years
- Rocking Bar design only operates as needed
- "Photo eyes" maximize motor life
- Design eliminates burrs and shavings by minimal handling of the fastener
- Durable head assembly lasts for years
- There are more Acra-Feed systems in use than any other system

Acra-Feed Screw Feed Systems

Model	Applicable Screws	Screw Length IN	Screw Length MM	Hopper Capacity	Max Fastening Speed	Weight (Lb)	Dimensions L x W x H (In)
A2100 Series	M2-M5 (#2 - #10)	1/4-1	6-25	1,500cc (1,000-5,000 pcs)*	60 screws/min*	68	7 x 17 x 16
A315V Series	M2-M5 (#2 - #10)	1/4-1	6-25	450cc (500-2,500 pcs)*	60 screws/min*	74	10 x 21 x 16

* Dependent on screw size
Delivery Hose: 10 ft Air Pressure: 85 psi Power: AC 110V, 20W, AC 220V by request. Contact AIMCO at 1-503-254-6600, or toll free 1-800-852-1368.

HOW TO ORDER: Acra-Feed systems are application-specific and configured to the unique workpiece and requirements of the user. Quotations are provided from a review of sample workpieces, 25 fasteners, and required torque specifications.

ERGO ARMS

Versatile Ergo Arms Absorb Torque Reaction while Perfectly Balancing Tool Weight

AIMCO's Ergo Arms reduce operator fatigue for electric and pneumatic tools. The versatile, easy-to-assemble kits include both single and parallel rails for customizing tool rigidity to the customer's preference.

The durable, lightweight construction provides minimal resistance and low inertia during high-cycle use. The adjustable height, length, and elbowed joint increases accessibility with minimal travel to the fastening application.

Tools recommended for use with this arm:

- AcraDyne 1000 and 2000 Series
- Uryu LT Series Pneumatic Screwdrivers
- Electra Electric Screwdrivers
- Inline Tools

SPECIAL FEATURES OF ERGO ARMS

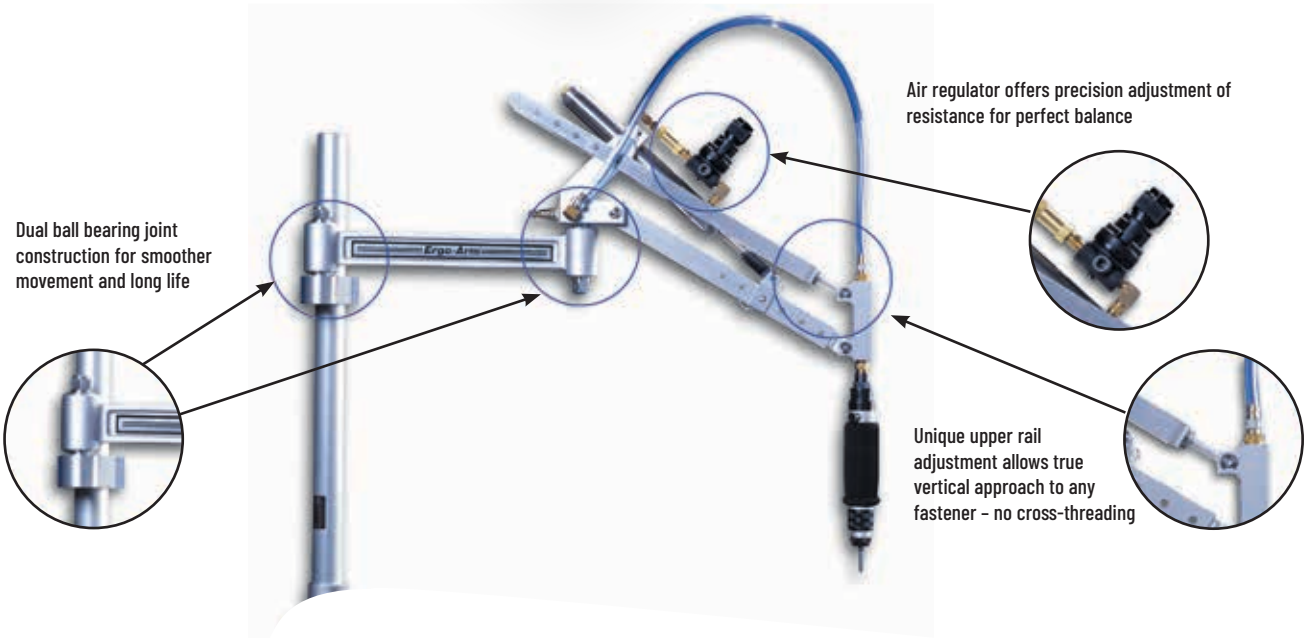

ERGO ARM FEATURES AND BENEFITS

PARALLEL ARM SERIES

AD-D1098-P, AD-D1098-PAC, AD-D1098-PACE

- Allows for freedom of movement
- Vertical adjustment eliminates cross-threading
- Fixtured tool increases repeatability
- Adjustable reach
- Available in air or oil cylinder models
- Electric tool mount standard on PACE model

SINGLE ARM SERIES

AD-D1098-S, AD-D1098-SAC

- Full tool rotation
- Allows for freedom of movement
- Adjustable reach
- Compatible with automatic screw feeder
- Available in air or oil cylinder models

AD Series Ergo Arms

			Reach		Capacity		Maximum Torque*	
Model	Arm Style	Tool Mount	IN	MM	LB	KG	IN-LB	NM
AIR CYLINDER SERIES								
AD-D1098-SAC	Single	Air manifold	4 - 33	102 - 838	0 - 15	0 - 7	110	12
AD-D1098-PAC	Parallel	Air manifold	4 - 33	102 - 838	0 - 15	0 - 7	110	12
AD-D1098-PACE	Parallel	Electric	4 - 33	102 - 838	0 - 15	0 - 7	110	12
OIL CYLINDER SERIES								
AD-D1098-S	Single	Air manifold**	4 - 33	102 - 838	0 - 15	0 - 7	110	12
AD-D1098-P	Parallel	Air manifold	4 - 33	102 - 838	0 - 15	0 - 7	110	12

* Max torque allowed may be dependent on tool clutch type and joint rate
** For single arm electric tool mount, order EAP-202ED-KIT

ACA SERIES TELESCOPIC CARBON ARMS

Telescopic Torque Reaction Arms Provide Complete Ergonomics in the Hand-Tightening Phase

ACA Series Carbon Arms are lightweight, yet strong devices designed to absorb torque reactive forces. Highly flexible and modular, they adapt to a wide range of tools, and eliminate hazards to operators during fastening processes.

Tools recommended for use with this arm:

- Continuous Drive Electric and Pneumatic Tools
- Pulse Tools
- Screwdrivers

FEATURES AND BENEFITS

- Absorb torque reaction from continuous drive tools
- Counter balance tool weight when configured with AIMCO's wide array of tool balancers or with integrated balancer kits
- Orient tool correctly to the workpiece to improve efficiency and reduce operator effort in alignment to the fastener

ACA Series Carbon Torque Arms

Model	Min. Length MM	Max. Length MM	Max Torque NM
ACA10-1000	495	1,105	10
ACA10-1500	665	1,605	10
ACA15-1000	486	1,066	15
ACA15-1500	646	1,556	15
ACA15-2000	806	2,046	15
ACA40-1000	486	1,066	40
ACA40-1500	646	1,556	40
ACA40-2000	806	2,046	40
ACA40-2500	986	2,576	40
ACA80-1500	658	1,586	80
ACA80-2000	828	2,078	80
ACA80-2500	998	2,588	80
ACA150-1500	668	1,578	150
ACA150-2000	838	1,918	150
ACA150-2500	1003	2,248	150
ACA220-1500	668	1,578	220
ACA220-2000	838	2,088	220
ACA220-2500	1,003	2,588	220

ACA-V Series Carbon Torque Arms

Model	Min. Length MM	Max. Length MM	Max Torque NM
ACA-V15-1000	777	1,345	15
ACA-V15-1500	937	1,835	15
ACA-V15-2000	1,097	2,325	15
ACA-V40-1000	777	1,345	40
ACA-V40-1500	937	1,835	40
ACA-V40-2000	1,097	2,325	40
ACA-V40-2500	1,277	2,855	40
ACA-V80-1500	949	1,865	80
ACA-V80-2000	1,119	2,357	80
ACA-V80-2500	1,289	2,867	80
ACA-V150-1500	960	1,957.5	150
ACA-V150-2000	1,129	2,357	150
ACA-V150-2500	1,294	2,862	150
ACA-V220-1500	960	1,957.5	220
ACA-V220-2000	1,129	2,357	220
ACA-V220-2500	1,294	2,867	220

ACA-P2 CARBON SMART ARM

ACA-P2 Series Carbon Torque Smart Arm w/X,Y Axis Encoders

(Requires ACA-POSIX System or AcraDyne's Gen IV Smart Arm System)

Model	Min. Length MM	Max. Length MM	Max Torque NM
ACA-P215-1000	647	1,227	15
ACA-P215-1500	803	1,713	15
ACA-P215-2000	977	2,227	15
ACA-P240-1000	647	1,227	40
ACA-P240-1500	803	1,713	40
ACA-P240-2000	977	2,227	40
ACA-P240-2500	1,157	2,737	40
ACA-P280-1500	830	1,757	80
ACA-P280-2000	1,000	2,249	80
ACA-P280-2500	1,169	2,760	80
ACA-P2150-1500	839	1,749	150
ACA-P2150-2000	1,009	2,087	150
ACA-P2150-2500	1,174	2,419	150
ACA-P2220-1500	839	1,749	220
ACA-P2220-2000	1,009	2,259	220
ACA-P2220-2500	1,174	2,760	220

Balancer Kits for ACA-P2 Series Carbon Torque Smart Arms

Model	Min. Capacity KG	Max. Capacity KG
ACA-P2BK-4	2	4
ACA-P2BK-6	4	6
ACA-P2BK-8	6	8
ACA-P2BK-10	8	10
ACA-P2BK-14	10	14

Encoder Options for ACA-P2 Smart Arm

Acradyne Gen IV Smart Arm System With Process Visualization

AcraDyne's Gen IV controller with smart arm capability and process visualization provides an advanced error-proofing solution to ensure the quality of your fastening operation. The capability is integrated into the Gen IV controller — no need for an external PC or software. See page 16 for more details.

FEATURES AND BENEFITS

- Easy to follow visual guidance directly on the Gen IV controller graphical screen
- Easy to program and set up
- Low cost solution vs. competitive offerings
- Modular – can be added at any time to an existing AcraDyne system using the Gen IV controller

ACA-POSIX Positioning System

The compact, self-contained ACA-Posix process visualization system guides operators through their assigned tasks. It connects to ACA-P2 series arms with integrated balancer kits.

FEATURES AND BENEFITS

- Intuitive and simple programming on 7" color LCD touch-screen display
- Store up to 500 unique assembly sequences
- Communicates directly with Power Tool controllers over digital I/O
- Store and display product images or CAD drawings. Images/drawings are displayed with targeting sequences to direct operators easily through their task
- Output for synchronizing with line controls

TOOL HOLDERS FOR TELESCOPING CARBON ARMS

Tool Holders For Acradyne Tools

Model	Description
ACAH-40PS1000	Tool holder for carbon fiber arm, AcraDyne 1000 series pistol/straight tools, 40 Nm
ACAH-80PS3-5000	Tool holder for carbon fiber arm, AcraDyne 3000/5000 series pistol/straight tools, 80 Nm
ACAH-150PS3-5000	Tool holder for carbon fiber arm, AcraDyne 3000/5000 series pistol/straight tools, 150 Nm

General Tool Holders

	Model	Description	Min. Tool Grip MM	Max. Tool Grip MM
For Telescopic Arms				
Base Tool Holders				
	ACAH-15	Base tool holder 4 screws	27	45
	ACAH-40-80	Base tool holder 4 screws	30	60
	ACAH-150-220	Base tool holder 4 screws	40	70
Multi-Position Tool Holders				
	ACAH-15-MPE2745	Multi-position tool holder interface	27	45
	ACAH-150220-MPE4070	Multi position tool holder	40	70
	ACAH-4080-MPE2745	Multi-position tool holder	27	45
Swivel Tool Holders				
	ACAH-S154080	Swivel tool holder 20 to 35 mm	20	35
	ACAH-SL15150	Swivel tool holder 40 to 55 mm	40	55

ACTT & ACPTT SERIES CARBON TORQUE TUBES

ACPTT Series
Anti-Rotation Torque Tube
with articulation support

ACTT Series
Anti-Rotation Torque Tube

Carbon Torque Tubes Are Universal Arms With an Exclusive Design For Maximum Tightening Flexibility

ACCT and ACPTT series carbon torque tubes provide smooth and accurate tool travel from bearing splined shaft construction. These sturdy arms are available in torque ranges of 15 – 80 Nm. They can be used with a variety of tool holders.

Tools recommended for use with this arm:

- Continuous Drive Electric and Pneumatic Tools
- Pulse Tools

ACTT-V40-850 300

ACTT Series Carbon Torque Tubes

Model	Min. Length Mm	Max. Length MM	Max Torque NM
ACTT-V15-600 150	150	600	15
ACTT-V15-800 300	300	800	15
ACTT-V40-600 150	150	600	40
ACTT-V40-850 300	300	850	40
ACTT-V40-1500 600	600	1,500	40
ACTT-V80-900 300	300	900	80
ACTT-V80-1500 600	600	1,500	80
ACTT-V80-2100 900	900	2,100	80

FEATURES AND BENEFITS

- Universal arm with an exclusive design for maximum tightening flexibility
- Provides articulated anti-rotation support when torque reaction is parallel to arm axis

ACPTT SERIES CARBON TORQUE TUBES FOR ACSA ARTICULATING SUPPORT ARMS

ACPTT TORQUE TUBES

ACPTT Series Torque Tube

FEATURES AND BENEFITS

- ACPTT arm designed for use with the ACSA articulating support arm
- ACPTT carbon torque tube provides articulated anti-rotation support when torque reaction is parallel to arm axis
- The ACPTT/ACSA articulating support arm system allows torque reaction arm installation when the workplace can't accommodate suspended overhead structures

ACPTT Torque Tubes

Model	Min. Length MM	Max. Length MM	Max Torque NM
ACPTT-V15-510 150	150	600	15
ACPTT-V15-710 300	300	800	15
ACPTT-V40-510 150	150	600	40
ACPTT-V40-760 300	300	850	40
ACPTT-V40-1410 600	600	1,500	40
ACPTT-V80-810 300	300	900	80
ACPTT-V80-1410 600	600	1,500	80

ACSA ARTICULATING SUPPORT ARM

ACSA Articulating Support Arms

Model	Max Reach MM	Max Height MM	Max Torque NM
ACSA-600-1500	600	1,500	80
ACSA-800-1500	800	1,500	80
ACSA-1000-1500	1,000	1,500	80

* Support arm, torque tube, balancer, tool holder, and tool shown for concept.

Items sold separately

ACAHTT Tool Holders For ACTT & ACPTT Anti-Rotation Carbon Arms

Straight

Angle

Model	Description	Min. Tool Grip MM	Max. Tool Grip MM
ACAHTT-15A-3060	Angle Tool Holder, 15 Nm Arm	30	60
ACAHTT-15S-2745	Straight Tool Holder, 15 Nm Arm	27	45
ACAHTT-4080A-3165	Angle Tool Holder, 40/80 Nm Arms	31	65
ACAHTT-40S-2745	Straight Tool Holder, 40/80 Nm Arms	27	45

GCI ARTICULATING TORQUE ARMS

Rugged Flexibility for Even the Most Complex Torque Applications

Constructed of durable aluminum, steel, or carbon fiber, GCI Torque Arms are available with multiple tool mounting options for application specifics. These highly ergonomic and user friendly arms are available in torque ranges of 150 Nm to 7,500 Nm and with reaches ranging up to 20 ft.

GCI arms can be designed as Smart Arms with two encoder options: PC-based AdaptiCS software (see page 144) and AcraDyne's Gen IV smart arm system with process visualization (see page 16). This complete Smart Arm system error-proofs even the most complex torque applications.

Tools recommended for use with this arm:

- AcraDyne 3000 – 9000 Series HT tools
- Angle (AEN 5000 series only)
- Straight (AES)
- Axial (AEJ)
- Pistol (AEP)
- Fixtured (AEF)

FEATURES AND BENEFITS

- Available in aluminum, steel, or carbon fiber
- Configurable installation: floor mount, wall mount, overhead mount, bench mount, or portable base
- Braking options: manual/automatic, discrete braking with verification, parking brakes, and electric/pneumatic actuation
- Tool holding options: fixed position, gimbal mount
- Integrated tool start/brake actuation capability: tool trigger start, remote tool start
- Smart Arm Capabilities:
  - Available with as many as six encoders to monitor all desirable tool positions relative to application
  - Two encoder options:
    - ➤ AcraDyne Gen IV Smart Arm System with Process Visualization (see page 16)
    - ➤ AdaptiCS PC-based software that runs on an integrated industrial PC or on a customer supplied PC (see page 144)



IP Series Arm



Carbon Fiber Arm

Rugged tablet PC option for Smart Arm

GCI Torque Reaction Arms

Model	Max. Torque	Max. Tool Weight	Max. Reach	Max. Vertical Travel	Construction
IPT Series - Torques to 375 Nm					
IPT150	150 Nm	12 lb	5 ft	30 in	Aluminum
IPT375	375 Nm	50 lb	6 ft	36 in	Steel
IP Series - Torques to 4,000 Nm					
IP4	550 Nm	30 lb	8 ft	48 in	Steel
IP5	1,000 Nm	50 lb	12 ft	60 in	Steel
IP7	3,000 Nm	100 lb	12 ft	60 in	Steel
IP8T	4,000 Nm	100 lb	12 ft	72 in	Steel
F Series - Carbon Fiber Arms					
F70	70 Nm	10 lb	3 ft	18 in	Carbon Fiber Composite
F600	600 Nm	50 lb	20 ft	72 in	Carbon Fiber Composite
F1500	1,500 Nm	50 lb	20 ft	72 in	Carbon Fiber Composite
F3000	3,000 Nm	75 lb	20 ft	72 in	Carbon Fiber Composite
F7500	7,500 Nm	75 lb	12 ft	72 in	Carbon Fiber Composite

GCI ARM OPTIONS

Parking brake and main rotation stops

Remote starts

Tool sleeve

Discrete brake tooling rotation

Additional Smart Arm Features



Discrete brake end rotation with encoder

Encoded tool sleeve

Encoder Options for GCI Smart Arms

AcraDyne Gen IV Smart Arm System with Process Visualization

AcraDyne's Gen IV controller with smart arm capability and process visualization provides an advanced error-proofing solution to ensure the quality of your fastening operation. The capability is integrated into the Gen IV controller — no need for an external PC or software. See page 16 for more details.



FEATURES AND BENEFITS

- Easy to follow visual guidance directly on the Gen IV controller graphical screen
- Easy to program and set up
- Low cost solution vs. competitive offerings
- Modular – can be added at any time to an existing AcraDyne system using the Gen IV controller

AdaptiCS Software

Intuitive, user-friendly AdaptiCS PC-based software that runs on an integrated industrial PC or on a customer supplied PC. Smart arms guide the operator in programmable torque patterns and count fasteners required for correct assembly.

FEATURES AND BENEFITS

- Batch count capabilities
- Bidirectional arm articulation tracking
- Full torque/angle results display
- Integrates into any line control (PLC, MES, etc.)
- Multiple part locate strategies (1-point, 2-point, 3-point)
- Multiple rework strategies to fit requirements
- Fully programmable dynamic display with integrated PC option
- Integrates devices such as torque controllers via open protocol, encoded GCI torque reaction arms, scanners, vision cameras, and digital IO (pass/fail)
- AdaptiCS Enterprise (optional) provides full line control, interlocks, and data collection
- Runs on Windows 7, 8, and 10

3arm ZERO GRAVITY ARMS

Strong and Dependable, 3arm Ergonomic Arms Provide Full Range of Motion to Complete any Task Efficiently and Safely

Designed to keep tools and devices weightless even in difficult positions and working areas, 3arms are available with more than 29 head configurations. Add in various available accessories, and the arms can be fixed in almost any position. More than 1,000 standard combinations are available, as well as customized solutions.

Tools recommended for use with this arm:

- Tools that have sufficient mass for counter balancing and where overhead suspension is not an option

FEATURES AND BENEFITS

- Eases use of larger, higher weight tools, eliminating the hazards of operators having to physically carry the loads.
- Durable closed-case design absorbs considerable force
- Eliminates tool weight, providing not only an ergonomic benefit, but also increasing productivity
- Reduces operator fatigue and the chance of injury due to strain
- Holds any tool up to 77 lbs, keeping the tool weightless, while eliminating possible damage caused by dropping the tool
- Can be base-mounted, ceiling-mounted, or wall-mounted. Easily add precision reach by applying a rail, make it mobile with a trolley, or adding vertical reach with a mounting column
- Available with tool trigger braking. Effortlessly position the tool, stop it in place, release trigger, and float it to the next job



3arm Series 1



Reach	Max Weight
Vertical: 44 in Horizontal: 42 in	22 lb

Model	Orientation	Reach (IN) Vert.	Reach (IN) Horiz.	Max Weight LB
1SN1DS	Floor Mounted	42	44	22
1AM1DS	Ceiling Mounted	42	44	22

Compatible Head Members (see page 149): B, BA, C, E, EA, F, G, K, N, T

Brake Options	
L00	Not Required

Light and nimble, capable of reaching even the most difficult applications.

To build your 3arm, choose the following

Arm Model	Head Member	Brake Option

3arm Series 2



Reach	Max Weight	Max Torque
Vertical: 22 in Horizontal: 34 in	13 lb	120 Nm 88 ft-lb

Model	Orientation	Reach (IN) Vert.	Reach (IN) Horiz.	Max Weight LB
BB	Floor Mounted	22.2	33.9	13
BE	Ceiling Mounted	22.2	33.9	13
BA	Ceiling Mounted	22.2	33.9	13

Compatible Head Members (see page 149): B, BA, C, E, EA, F, G, K, N

Brake Options	
L00	Not Required

Combination radial arm and tilting arm, each capable of 360° rotation. Two arms of different lengths give you the ability to reach separate working areas.

To build your 3arm, choose the following

Arm Model	Head Member	Brake Option

3arm Series 3

Reach	Max Weight	Max Torque
Vertical: 42 in Horizontal: 68 in	77 lb	650 Nm 479 ft-lb

Versatile arm with a long reach and the ability to carry a heavy load. Features "turning and tilting" brake locking systems (pneumatic or manual), allowing the operator to immobilize the arm in a fixed position on all axes simultaneously or separately.

Model	Orientation	Reach (IN) Vert.	Reach (IN) Horiz.	Max Weight LB
Floor Mounted				
PSBS	Short Rad. + Short Tilt.	27.8	41.7	77
PSBM	Short Rad. + Long Tilt.	44.5	53.5	40
PLBS	Long Rad. + Short Tilt.	27.8	55.9	77
PLBM	Long Rad. + Long Tilt.	44.5	67.6	40
Ceiling Mounted				
PEBS	Short Rad. + Short Tilt.	27.8	41.7	77
PEBM	Short Rad. + Long Tilt.	44.5	53.5	40
ASBS	Long Rad. + Short Tilt.	27.8	55.9	77
ASBM	Long Rad. + Long Tilt.	44.5	67.6	40
Elevating Base				
ALBS	Elevating+ Short Tilt.	27.8	43.7	77
ALBM	Elevating+ Long Tilt.	44.5	55.8	40

Compatible Head Members (see page 149): All

Brake Options	
L00	Not Required
L11	Manual
L22	Pneumatic
L50	Manual Locking Base
L92	Tool Trigger Activated

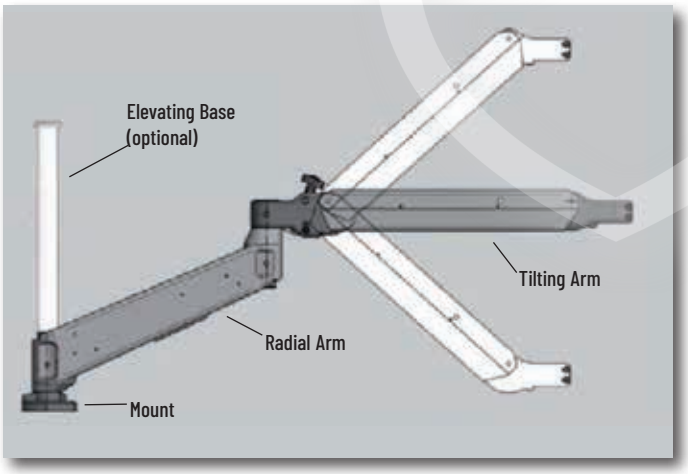

To build your 3arm, choose the following

Arm Model	Head Member	Brake Option

3arm Series 4

Reach	Max Weight	Max Torque
Vertical: 54 in Horizontal: 58 in	53 lb	300 Nm 221 ft-lb

Model	Orientation	Reach (IN) Vert.	Reach (IN) Horiz.	Max Weight LB
DS	Floor Mounted, Short Arm	42.3	48	53
DM	Floor Mounted, Long Arm	55.5	57.5	43
ADS	Ceiling Mounted, Short Arm	42.3	48	53
ADM	Ceiling Mounted, Long Arm	55.5	57.5	43

Compatible Head Members (see page 149): All

Dual-tilting arms expand range of movement. The innovative connections between the parts of the arm allow completely free movement of rolling up, down, and sideways. Capable of reaching the most difficult positions or work with weightless precision.



Brake Options	
L00	Not Required
L11	Manual
L22	Pneumatic
L50	Manual Locking Base
L92	Tool Trigger Activated

To build your 3arm, choose the following

Arm Model	Head Member	Brake Option

3arm Series 6

Reach	Max Weight
Vertical: 26 in Horizontal: 82 in	42 lb

Model	Description	Reach (IN) Vert.	Reach (IN) Horiz.	Max Weight LB
BPRASC	Model 800	26	68	42
BPRASM	Model 1200	26	82	26

Compatible Head Members (see page 149):
BPRASC - All
BPRASM - N,T

Extendable arm with ball linear guideways attached to a pendulum base arm, both capable of 360° rotation. This compact arm offers versatility for any type of tool. The telescopic top arm allows the user to work on hard-to-reach areas comfortably, quickly and safely. Works in a wide variety of applications.



Brake Options	
L00	Not Required

To build your 3arm, choose the following

Arm Model	Head Member	Brake Option

3arm Head Members

Once you've determined the tools that will be used in you application, select a head member based on the type of application and necessary orientations.

B Vertical Flat	BA Vertical with Ring	C Vertical Adjustable	E Flat Articulated	EA Flat Articulated with Ring	F Articulated Adjustable	G  Quick Change

H Heavy-Duty Applications	J Magnetic Articulated Drill	K Universal Strap	LA Vertical Pneumatic Ball & Socket	M Constant Pressure Support	N Multiposition Articulated	P Double Articulated Flat

Q Heavy-Duty Multiposition Articulated	RA Swing Revolver	RB Revolver Pistol	RC Vertical & Horizontal	R Revolver	SN Giraffe Multiposition	SQ Heavy-Duty Giraffe Multiposition

SR Giraffe Revolver	T Multiposition Articulated Pistol	U Heavy-Duty Multiposition Articulated Pistol	Z Fork

3arm Brake Options

L11
Manual Brakes
Manually turned handle

L22
Pneumatic Brakes

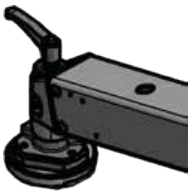

L50
Manual Locking Base
Handle at base only

L92
Tool Trigger Activated Brake
Pneumatic, activated through the tool

TOOL MOUNTING OPTIONS

AIMCO provides many head and mounting options to fit almost any application. Find more information in our Application Manual for Arms and Fixtures located on our website.

Contact an AIMCO Customer Service Associate for more details, 1-503-254-6600, or toll free 1-800-852-1368.

Mobile

Overhead Trolley Mount

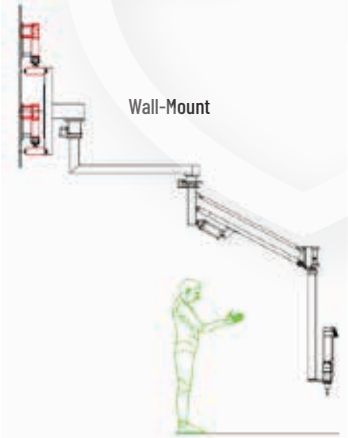

Wall-Mount



Stationary Mount



Jib Mount

Overhead Fixed Mount

COMPONENTS

TRACK

Steel with beige polyester finish. Use for vertical and horizontal workstation support.

PART NUMBER	30# TRACK
AT3-3	3 ft track
AT3-4	4 ft track
AT3-6	6 ft track
AT3-9*	9 ft track

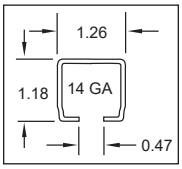

PART NUMBER	50# TRACK
AT5-3	3 ft track
AT5-4	4 ft track
AT5-6	6 ft track
AT5-9*	9 ft track
AT5-12*	12 ft track

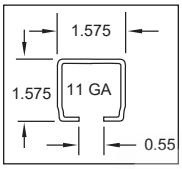

TRACK NUT (ATN-3/5)

Zinc plated steel. Use to attach accessories to track, as end stops, or to isolate rolling accessories.

- ATN-3 for 30 lb. track
- ATN-5 for 50 lb. track

END STOP (AES-3/5)

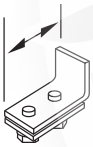

Zinc oxide finish. Use to prevent balancer trolley from "overtraveling" horizontal track.

- AES-3 for 30 lb. track
- AES-5 for 50 lb. track

MOUNTING PLATE (AMP-5)

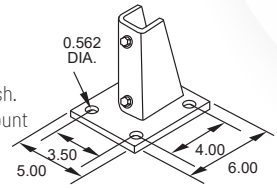

Black polyester finish. Use as a base to mount vertical uprights.

END CAP (AEP-3/5)

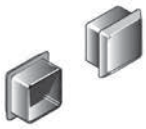

Black molded vinyl. Use to cap track ends for a professional finish.

- AEP-3 for 30 lb. track
- AEP-5 for 50 lb. track

ANGLE BRACKET (AB-3/5)

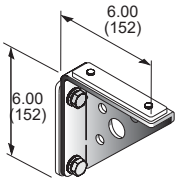

Black polyester finish. Use to mount horizontal track to vertical track.

- AB-3 for 30 lb. track
- AB-5 for 50 lb. track

JOINT HANGER BRACKET (AJH-3/5)

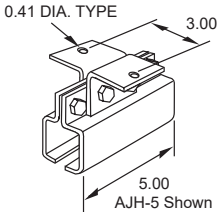

Black polyester finish. Use to couple and hang end-to-end track.

- AJH-3 for 30 lb. track
- AJH-5 for 50 lb. track

BALANCER TROLLEY (ABT-3/5)

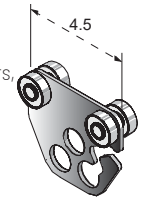

Black polyester finish. Use as moving support for tool balancers, hose, and cable. Quality ball bearing wheels for long life and smooth tracking.

- ABT-3 for 30 lb track (1.00 dia)
- ABT-5 for 50 lb track (1.25 dia)

HANGER BRACKET (AHB-3/5)

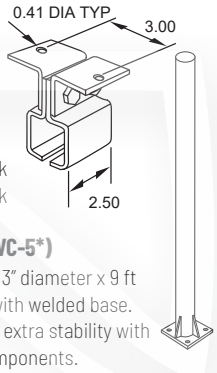

Black polyester finish. Use to suspend track at right angle.

- AHB-3 for 30 lb. track
- AHB-5 for 50 lb. track

VERTICAL COLUMN (AVC-5*)

Beige polyester finish, 3" diameter x 9 ft upright steel column with welded base. Use as floor mount for extra stability with jibs or workstation components.

HOSE/CABLE TROLLEY

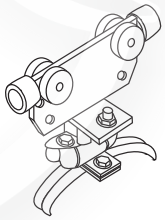

Black polyester finish. Use for moving cable or hose festoon. Supports hose cable OD .60-.94.

- AIC5-2 for 50 lb. track

U-BOLTS (AUB-5)

Zinc plated steel. Use to secure boom bracket, or any flat metal plate, to AVC-5 (sold individually).

SUPPORT CLAMPS (ASC-3/5)

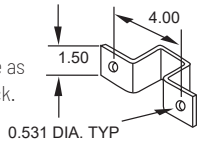

Black polyester finish. Use as additional support for track.

- ASC-3 for 30 lb. track
- ASC-5 for 50 lb. track

TOOL CLIP (SH-5)

Steel clip with safety latch. Use for tool attachment and as replacement clip for lightweight tool balancers. Measures 2.37" long.

90° CONNECTOR FOR 3/8" HOSE (WSCH)



3/8" I.D. Brass. Use to provide stable transfer point from air line to tool. 90 degree connector attaches to ABT-5.

WALL- AND FLOOR- MOUNTED JIBS

3 FT. SWINGING JIB (AW3S)
3 FT FIXED JIB (AW3F)
3 FT. SWINGING JIB FOR CHANNEL MOUNT (AJS3**)

Jibs are mounted to wall or beams to create free standing workstations. End stop, end cap, and balancer trolley included. Maximum weight: 30 lb.

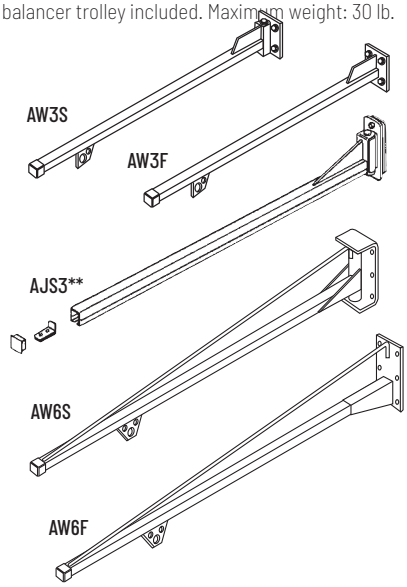

6 FT. SWINGING JIB (AW6S)
6 FT FIXED JIB (AW6F)

Jibs can be wall mounted or attached to vertical column (AVC-5) to create a freestanding workstation. End stop, end caps, and balancer trolley are included. Maximum weight: 50 lb.

All complete assemblies are beige polyester finish and include balancer trolley, end caps, and end stops. Floor mounted assemblies are not able to ship via UPS.

When choosing a workstation system, remember...

Total weight capacities should include tool balancer, hose/cable, and tool/fixture. Units need to be supported vertically and horizontally every 6 ft.

** Additional freight may apply
** AJS3 Does not include balancer trolley

FLOOR MOUNTED 3 FT. FIXED JIB* (AW3FMF)
Maximum weight: 30 lb
Column height: 6 ft

FLOOR MOUNTED 6 FT. SWINGING JIB* (AW6FMS*)

FLOOR MOUNTED 6 FT. FIXED JIB* (AW6FMF*)
Maximum weight: 50 lb
Column height: 9 ft

*Units include end stop, balancer trolley and intermediate carrier.

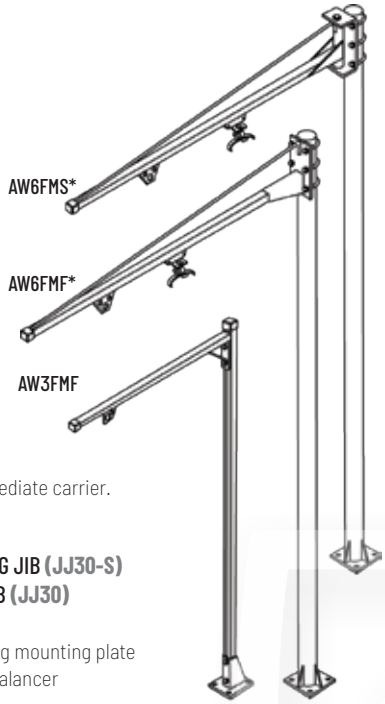

BENCH MOUNTED SWINGING JIB (JJ30-S)
BENCH MOUNTED FIXED JIB (JJ30)
Maximum weight: 30 lb
Column height: 48" including mounting plate
3 ft. swinging jib includes balancer trolley, end stop, and cap

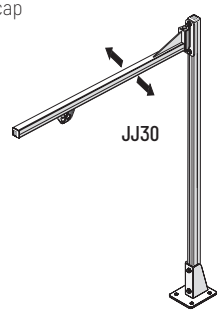

AIMCO WORKSTATION KIT

BENCH MOUNTED WORKSTATION WITH TORQUE ARM (JJ30-TA)**

- 5 lb. maximum weight (RPA-3 included)
- 5' column height including mounting plate
- 38" jib length (swinging)
- 15 ft-lb torque rating
- 3/8" NPT inlet
- 1/4" NPT outlet
- Beige polyester finish
- 1/4" braided air hose
- 21" maximum vertical arm travel

**Additional freight may apply
**For use with pneumatic tools only

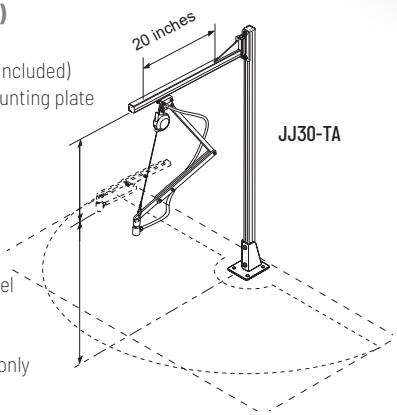

CREATE A CUSTOM SUPPORT SYSTEM USING AIMCO'S QUALITY PRODUCTS

- Organize work area to create a safe, productive working environment
- Reduce risk of injury to assembler by providing support for heavy tools
- Protect valuable tools, fixtures, and monitoring devices from damage by suspending them out of the way

AIMCO BASIC WORKSTATION KIT (ATW-50)



- 50 lb maximum weight capacity
- 48" uprights
- 36" extensions
- Table mounts included
- 6' tool rail with rolling trolley included
- All necessary hardware included

TROLLEY MOUNTED TORQUE ARM WITH 3-LB RETRACTOR AND HOSE (FA-50-2*)
Ergonomic arm absorbs torque reaction.
Moves front to back along overhead jib.

(TA-50-2)
Moves side to side on overhead track.

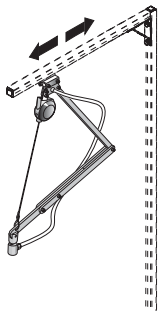

TOOL BASKET (21226)
Mounts easily to any work area to hold pistol and angle style tools.

**AIMCO can customize a workstation for you.
Contact an AIMCO Customer Service Associate 1-503-254-6600, or toll free 1-800-852-1368.**

TW SERIES BALANCERS

TW-0 and TW-00

- Gravity defying / "true balance"
- No tension buildup to cause worker fatigue
- Easy external direct drive tensioning
- 360° upper swivel
- Safety cable provision
- Tool clip included

TW-3 through TW-70

- Tapered drum allows "true balance" throughout cable travel
- Easy external direct drive tensioning
- Cast aluminum casing for durability
- Permanent lubrication
- 360° top swivel
- Enclosed spiral spring for added safety
- Safety chain provision (TW-3 through TW-15 models)
- Automatic safety lock plus manual drum lock (TW-22 through TW-70)

TW Series Balancers

Model	Capacity LB	Capacity KG	Anti-Gravity Capacity (LB)	Cable
TW-00	1.1 - 3.3	0.5 - 1.5	2.5 - 3.0	18" stranded steel cable 1/8 dia.
TW-0	1.1 - 3.3	0.5 - 1.5	2.5 - 3.0	3.3-ft stranded steel cable 1/8" dia..
TW-3	2.2 - 6.6	1.0 - 3.0	4.5 - 6.0	4.3-ft stranded steel cable 5/32" dia.
TW-5	5.5 - 11.0	2.5 - 5.0	8.0 - 10.5	4.3-ft stranded steel cable 5/32" dia.
TW-9	9.9 - 19.8	4.5 - 9.0	15.0 - 19.0	4.3-ft stranded steel cable 5/32" dia.
TW-15	19.8 - 33.0	9.0 - 15.0	26.0 - 32.5	4.3-ft stranded steel cable 5/32" dia.
TW-22	33.0 - 48.4	15 - 22	41.0 - 48.0	5-ft stranded steel cable 3/16" dia.
TW-30	48.4 - 66.0	22 - 30	58.0 - 65.5	5-ft stranded steel cable 3/16" dia.
TW-40	66.0 - 88.0	30 - 40	77.5 - 87.5	5-ft stranded steel cable 3/16" dia.
TW-50	88.0 - 110.0	40 - 50	100.0 - 109.5	5-ft stranded steel cable 3/16" dia.
TW-60	110.0 - 132.0	50 - 60	122.0 - 131.0	5-ft stranded steel cable 3/16" dia.
TW-70	132.0 - 154.0	60 - 70	144.0 - 153.0	5-ft stranded steel cable 3/16" dia.

ASB SERIES BALANCERS

- Built-in Safety Features: The cable, drum, and enclosed spring are fully visible without opening the unit for easy and convenient safety checks. The sturdy spiral spring is enclosed for greater control and safety
- Ergonomic Spring Release: The automatic safety lock provides extra control
- Extended Cable Length: Stainless steel cables allow for extended reach on applications
- Enhanced Gear Mechanism: Allows for more exact adjustment of tension
- No Recoil and Low Resistance: Tapered drum style provides gravity defying tool positioning and low travel

ASB-OC Gravity Defying and Hand Adjustable Balancer

ASB-3C
ASB-5C

ASB Series Balancers

Model	Capacity		Stroke		Weight	
ASB-0C	1.1 - 3.3 lb	0.5 - 1.5 kg	51.1 in	130 cm	1.5 lb	0.7 kg
ASB-3C	3.3 - 6.6 lb	1.5 - 3 kg	86.4 in	220 cm	3.0 lb	1.4 kg
ASB-5C	5.5 - 11 lb	2.5 - 5 kg	86.4 in	220 cm	3.4 lb	1.5 kg

LINE REEL BALANCERS

LR Series

- Designed for light duty applications with small pneumatic tools
- Integrating air hose and support cable keep work areas clean
- Adjustable ball stop for optional positioning
- 1/4" I.D. polyvinyl hose with 1/4" NPT inlet
- 360° upper swivel
- Maximum 142 PSI

LR-09B-90/200

LR Series Line Reel Balancers

Model	Hose Length		Capacity	
LR-09B-90	35.5 in	90 cm	3 lb	1.5 kg
LR-09B-200	78.3 in	199 cm	3 lb	1.5 kg

RETRACTORS

RPA Series

- No tools needed to set tension
- 5 ft nylon coated steel cable
- Reinforced hanging bracket includes safety cable provision
- Adjustable cable stop
- Three (3) models support weight 0.5 – 5 lb
- Tool clip included

RMA-L Series

- Steel housing with polyester finish
- Reinforced hanging bracket includes safety cable provision
- 8 ft of 3/32" diameter coated steel cable
- Permanently lubricated
- Tool clip included
- External tension adjustment
- Ratchet cable lock

RMA-L Series

RPA Series

RPA / RMA-L Series Retractors

Model	Capacity	
RPA-1	0.5 - 1.5 lb	0.2 - 0.7 kg
RPA-2	1.5 - 3.0 lb	0.7 - 1.4 kg
RPA-3	3.0 - 5.0 lb	1.4 - 2.3 kg
RMA-7L	5 - 10 lb*	2.3 - 4.8 kg*
RMA-15L	10 - 15 lb*	4.5 - 6.8 kg*
RMA-20L	15 - 23 lb*	6.8 - 10.4 kg*

* With ratchet lock

AFRL STACKING FILTER/REGULATORS

Stacking filter/regulator combinations provide air filtration and precise regulation in a single unit for easy mounting and installation.

FEATURES AND BENEFITS

- All models include L-mount bracket, gauge, and metal bowl shields
- Polycarbonate filter and lubricator bowls (metal bowls standard on AFRL-8)
- 25-micron filter included on all models
- Regulating range: 7 – 125 PSI
- Custom order upgrade items include metal bowl, 5 micron filter, semi-automatic filter drain, and reduced PSI range regulator. Contact an AIMCO Customer Service Associate for more information, 1-503-254-6600, or toll free 1-800-852-1368
- Maximum allowable Input Pressure not to exceed 120 PSI

AFRL-2-C
AFRL-3-C

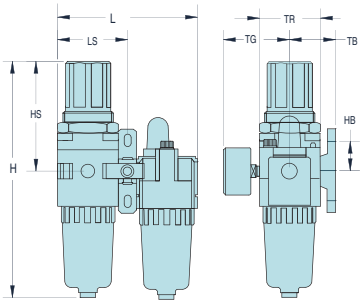

AFRL-3
AFRL-4
AFRL-8

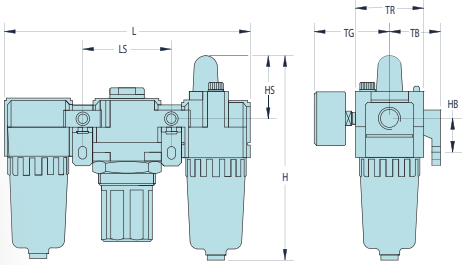

28178
HT Air Tool/AFRL
Carrying Kit

AFRL-4HTA
Standalone Unit

AFRL Stacking Filter/Regulators

Model	Port	Gauge Port	Flow Rate CFM	Flow Rate L/MIN	Bowl Shield	H IN/MM	HB IN/MM	HS IN/MM	L IN/MM	LS IN/MM	TB IN/MM	TG IN/MM	TR IN/MM
AFRL-2	1/4"	1/8"	70	2,000	yes	6.16 (156.5)	1.39 (35.3)	1.50 (38.1)	7.13 (181.1)	2.52 (64.0)	1.61 (41.0)	2.39 (60.7)	2.09 (53.1)
AFRL-2-C	1/4"	1/8"	60	1,700	yes	8.31 (211.1)	1.38 (35.1)	3.64 (92.5)	4.61 (117.1)	2.30 (58.4)	1.61 (40.9)	2.39 (60.7)	2.09 (53.1)
AFRL-3	3/8"	1/4"	140	4,000	yes	7.54 (191.5)	1.57 (40.0)	1.61 (40.9)	9.37 (238.0)	3.31 (84.1)	1.97 (50.0)	2.58 (65.5)	2.76 (70.1)
AFRL-3-C	3/8"	1/4"	105	3,000	yes	10.31 (261.9)	1.57 (39.9)	4.41 (112.0)	6.06 (153.9)	3.03 (77.0)	1.97 (50.0)	2.58 (65.5)	2.76 (70.1)
AFRL-4	1/2"	1/4"	140	4,000	yes	7.54 (191.5)	1.57 (40.0)	1.61 (40.9)	9.37 (238.0)	3.31 (84.1)	1.97 (50.0)	2.58 (65.5)	2.76 (70.1)
AFRL-8	1"	1/4"	180	5,000	yes	10.69 (271.5)	1.97 (50.0)	1.89 (48.0)	11.81 (300.0)	4.13 (104.9)	2.75 (69.9)	2.97 (75.4)	3.54 (89.9)

Air Preparation Units: Basic Functions

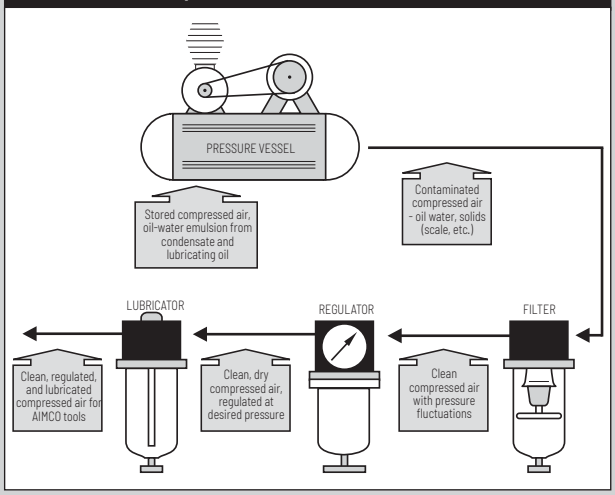

The supply of clean, dry air is essential to the operation of pneumatic powered tools. Use only clean filtered air for longer tool life. Provide proper airflow (CFM) and regulate air pressure (PSI) for optimum performance.

To determine unit size for application, you need to know:

- Total air flow (CFM) required for application
- Size of incoming air line and size of air line required by tool
- Air supply pressure (PSI)
- Allowable pressure drop
- Does the application require lubrication?
- Does the overall system have the required capacity?

Polyurethane Hose

- Durable Polyurethane is chemical resistant and lightweight, and provides excellent recoil memory and maximum flexibility

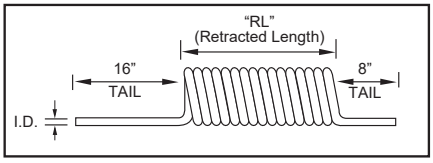

- Available in transparent hose color (opaque also available)
- Assemblies for coiled hose include reusable swivel fitting. Straight hose available with or without fittings
- Working temperature: –104° F to 175° F

Single Air Hose Assemblies (Coiled)

Model	Description (O.D. x I.D. x Length)	Retracted Length	Working Pressure	Npt Fittings
ASH-250C-10MSZ	3/8" x 1/4" x 10'	7"	100 psi	1/4"
ASH-250C-15MSZ	3/8" x 1/4" x 15'	9-1/2"	100 psi	1/4"
ASH-250C-25MSZ	3/8" x 1/4" x 25'	15-1/2"	100 psi	1/4"
ASH-375C-15MSZ	9/16" x 3/8" x 15'	10"	100 psi	3/8"
ASH-375C-25MSZ	9/16" x 3/8" x 25'	14"	100 psi	3/8"
ASH-500C-15MSZ	3/4" x 1/2" x 15'	13"	100 psi	1/2"
ASH-500C-25MSZ	3/4" x 1/2" x 25'	23"	100 psi	1/2"

Custom length coil assemblies and special colors available in minimum order quantities. contact an AIMCO Customer Service Associate, 1-503-254-6600, or toll free 1-800-852-1368.

Straight Air Hose (Sold Per Foot)

Model	Description
ASH-375Z	3/8" I.D.
ASH-500Z	1/2" I.D.

Contact an AIMCO Customer Service Associate about full reel pricing, 1-503-254-6600, or toll free 1-800-852-1368.

Rubber Hose

- Designed for use in a wide range of industrial, construction, and agricultural applications
- Constructed of high grade, reinforced EPDM synthetic rubber
- Working temperature: –40° F to 190° F

Single Air Hose (Rubber)

I.D.	O.D.	Length	Working Pressure	Weight
3/16"	0.44"	10 ft	200 psi	0.8 lb
1/4"	0.5"	10 ft	200 psi	0.9 lb
5/16"	0.58"	10 ft	200 psi	1.2 lb
3/8"	0.67"	10 ft	200 psi	1.5 lb
1/2"	0.81"	10 ft	200 psi	2.0 lb
5/8"	0.97"	10 ft	200 psi	2.7 lb
3/4"	1.12"	10 ft	200 psi	3.4 lb

Custom lengths available. Contact an AIMCO Customer Service Associate for more details, 1-503-254-6600, or toll free 1-800-852-1368.

Helpful Hints For Air Hose Use

- Use recommended I.D. air hose and fittings
- Replace air hose regularly to help maintain clean air
- A clear hose allows you to see water or dirt accumulation in hose
- Use correct length of hose to reduce air loss and pressure drop
- Use locking quick-disconnect couplers for additional safety

BRASS QUICK COUPLERS

Manual ball couplers designed for use with ergonomic twist plugs. Brass with nitrile seals, rated to 300 PSI, from -40° to +250° F.

Model	Description
B23	1/4" NPT F x 1/4" QC Brass Coupler
B23E	1/4" NPT F x 3/8" QC Brass Coupler
B25	3/8" NPT F x 3/8" QC Brass Coupler

SWIVEL AIR FITTINGS

For use with most portable air tools, including grinders, drills, screwdrivers, buffers, sanders, staple guns, and more. Rotates 360° for awkward angles.

Model	Inlet	Weight	Max PSI	Tool CFM
7021	1/4" NPT	3 oz	Up to 125	25
7041A	3/8" NPT	11 oz	Up to 125	50
7051	1/2" NPT	7 oz	Up to 125	60

IN-LINE MINI REGULATORS

Easily adjust airflow with the turn of a dial.

Model	Capacity
932-100-0	1/8" NPT
932-110-0A	1/4" NPT

AIR LINE FITTINGS

Model	Capacity
250-RZ	1/4" NPT Rigid Fitting
250-SZ	1/4" NPT Swivel Fitting
375-RZ	3/8" NPT Rigid Fitting
375-SZ	3/8" NPT Swivel Fitting
500-SZ	1/2" NPT Swivel Fitting

MINI AIR GAUGE SWIVEL JOINT KITS

- Bi-directional 360° rotation
- Keeps air hose straight and untwisted
- Decreases operator fatigue

7021AG

Model	Inlet	Weight	Max Psi	Tool CFM
7021AG	1/4" NPT	3 oz	Up to 125	25
7041AG	3/8" NPT	3 oz	Up to 125	50

BRASS ADAPTERS AND BUSHINGS

Pipe fittings for use as medium and low pressure connectors. Meets functional requirements of SAE J530, SAE J531, ASME and ASA. Rated 1,000 PSI from -65° to +250° F.



Model	Description
222P-6-4	3/8" NPT F x 1/4" NPT M Adapter
222P-8-6	1/2" NPT F x 3/8" NPT M Adapter
222P-12-8	3/4" NPT F x 1/2" NPT M Adapter
209P-6-4	1/4" NPT F x 3/8" NPT M Bushing
209P-8-6	3/8" NPT F x 1/2" NPT M Bushing

ERGONOMIC TWIST PLUGS

These unique, ergonomically designed hose fittings provide 360° rotation and 35° angled rotation in any direction.

- Two rotation points prevent kinking of air hose
- Design ensures full air pressure flow
- Rotating joint comes with polyurethane dust cover
- Heavy duty construction

TS-30NP-2NPT

TS-20NP-2NPT

TS-20US-2NPT

TS-30US-3NPT

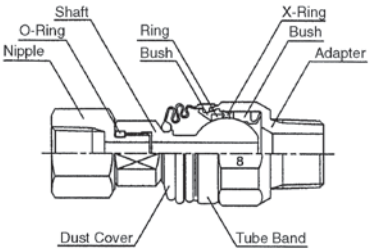

Model	Description
TS-30NP-2NPT	3/8" NPT Female x 1/4" NPT Male
TS-20NP-2NPT	1/4" NPT Female x 1/4" NPT Male
TS-20US-2NPT	1/4" US Plug x 1/4" NPT Male
TS-30US-3NPT	3/8" US Plug x 3/8" NPT Male

STANDARD FASTENER TOOLS

Connect your tool to the application with Bits, Sockets, and Nutsetters from AIMCO

AIMCO has assembled a complete package of commonly used screwdriver bits and nutsetters. Our goal is to supply you with the highest quality bits and nutsetters for your fastener needs. Whether you're in electronics, aerospace, automotive, or general industry, AIMCO has the bits and nutsetters to fit your needs.

MAG-O-NETS®: A Revolutionary Way to Convert Standard Bits to Magnetic Bits

FEATURES AND BENEFITS

- Easy, cost effective alternative to traditional magnetic bit holder and insert bit combination
- Improves torque transfer by eliminating "wobble effect"
- Easily adjust magnetic attraction by moving Mag-O-Net collar closer to or further from fastener
- Fits virtually any standard screwdriver bit
- Reusable and interchangeable – once a bit is worn out, simply remove your Mag-O-Net and slide it onto the next bit
- Lifetime guarantee on magnetic attraction

*U.S. Patent 5861789

Part No	Inner Diameter (Id)	Outer Diameter (OD)	L MM
AM1/4Z	7 mm	19 mm	10
AM5Z	6 mm	17.5 mm	10
AM3/16Z	3/16 in	17.5 mm	10
AM5/16Z	5/16 in	20 mm	10

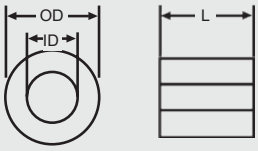

INK MARKING SOCKETS

AxxxxxxPAM Series
Ink Marking Sockets

Marking Sockets leave a witness mark of ink when the driving socket makes contact with the fastener being tightened. This eliminates the need to come back with a pen to manually mark the bolt.

Socket consists of

- Driving Socket
- Felt pad that holds ink when impregnated

Ink typically supplied by the user to match their color schemes.

To order, contact an AIMCO Customer Service Associate 1-503-254-6600, or toll free 1-800-852-1368.

Bolt

Nut

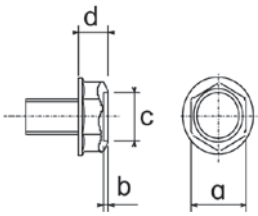

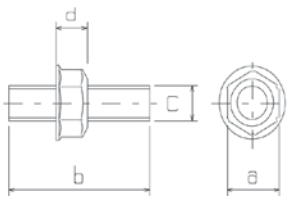

Bolt clearance

IMPACT SOCKETS

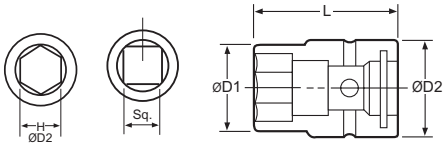

	Part No	Hex	D1 MM	D1 IN	D2 MM	D2 IN	L MM	L IN
	3/8" Square Drive							
SAE	A31/4	1/4"	10	0.39	19	0.75	34	1.34
SAE	A35/16	5/16"	12	0.47	19	0.75	34	1.34
SAE	A33/8	3/8"	15	0.59	19	0.75	34	1.34
Metric	A306	6 mm	10	0.39	19	0.75	34	1.34
Metric	A307	7 mm	13	0.49	20	0.79	32	1.26
Metric	A308	8 mm	14	0.55	20	0.79	32	1.26
	3/8" Square Drive, Deep							
	A307-2	7 mm	13	0.49	20	0.79	50	1.97
	A307-2.75	7 mm	13	0.49	20	0.79	70	2.76
	A308-2	8 mm	14	0.55	20	0.79	50	1.97
	3/8" Square Drive, Magnetic							
SAE	A31/4MP	1/4"	10	0.39	19	0.75	34	1.34
SAE	A35/16MP	5/16"	12	0.47	19	0.75	34	1.34
SAE	A33/8MP	3/8"	15	0.59	19	0.75	34	1.34
Metric	A308MP	8 mm	14	0.55	20	0.79	32	1.26
Metric	A310MP	10 mm	17	0.65	20	0.79	32	1.26
Metric	A311MP	11 mm	17	0.65	19	0.75	34	1.34
	1/2" Square Drive							
SAE	A43/8	3/8"	16	0.63	25	0.98	38	1.50
SAE	A47/16	7/16"	18	0.69	25	0.98	38	1.50
SAE	A41/2	1/2"	19	0.75	25	0.98	50	1.97
Metric	A408	8 mm	16	0.61	25	0.98	40	1.58
Metric	A409	9 mm	16	0.63	25	0.98	40	1.58
Metric	A410	10 mm	18	0.69	25	0.98	40	1.58
	1/2" Square Drive, Deep							
SAE	A43/8-3.25	3/8"	17	0.67	25	0.98	82	3.23
SAE	A47/16-3.25	7/16"	19	0.73	25	0.98	82	3.23
SAE	A41/2-3.25	1/2"	22	0.85	25	0.98	82	3.23

	Part No	Hex	D1 MM	D1 IN	D2 MM	D2 IN	L MM	L IN
Metric	A410-2	10 mm	18	0.69	25	0.98	50	1.97
Metric	A410-3	10 mm	18	0.69	25	0.98	75	2.95
Metric	A410-3.25	10 mm	17	0.67	25	0.98	82	3.23
Metric	A411-3.25	11 mm	19	0.73	25	0.98	82	3.23
	1/2" Square Drive, Magnetic							
	A408MP	8 mm	16	0.61	25	0.98	40	1.58
	A410MP	10 mm	18	0.69	25	0.98	40	1.58
	A412MP	12 mm	21	0.81	25	0.98	40	1.58
	3/4" Square Drive							
SAE	A611/16	11/16"	30	1.18	44	1.73	50	1.97
SAE	A63/4	3/4"	32	1.26	44	1.73	50	1.97
SAE	A613/16	13/16"	35	1.38	44	1.73	50	1.97
Metric	A614	14 mm	24	0.95	38	1.50	55	2.17
Metric	A616	16 mm	27	1.06	44	1.73	50	1.97
Metric	A617	17 mm	30	1.18	38	1.50	55	2.17
	3/4" Square Drive, Deep							
SAE	A611/16-4	11/16"	31	1.22	44	1.73	100	3.94
SAE	A63/4-4	3/4"	33	1.30	44	1.73	100	3.94
SAE	A613/16-4	13/16"	36	1.42	44	1.73	100	3.94
Metric	A617-4	17 mm	31	1.22	44	1.73	100	3.94
Metric	A618-4	18 mm	32	1.26	44	1.73	100	3.94
Metric	A619-4	19 mm	33	1.30	38	1.50	100	3.94
	1" Square Drive							
SAE	A87/8	7/8"	37	1.46	54	2.13	59	2.32
SAE	A815/16	15/16"	38	1.50	54	2.13	59	2.32
SAE	A81	1"	41	1.61	54	2.13	59	2.32
Metric	A817	17 mm	31	1.22	50	1.97	63	2.48
Metric	A819	19 mm	33	1.30	50	1.97	63	2.48
Metric	A821	21 mm	37	1.46	50	1.97	63	2.48

Additional types and sizes of fastener tools, as well as custom parts, are available upon request.
Contact an AIMCO Customer Service Associate at 1-503-254-6600, or toll free 1-800-852-1368.

ANTI-MARRING SOCKETS

AIMCO's anti-marring sockets have a protective resin cover that spins freely, preventing damage to application surfaces, and protecting fingers.

CV Series

CVF Series

CVF Series
with Bit Attachment

UNIVERSAL SOCKETS

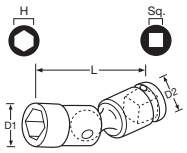

Part No	Hex	D1 MM	D1 IN	D2 MM	D2 IN	L MM	L IN
3/8" Square Drive							
A310U	10 mm	16	0.63	20	0.79	55	2.17
A311U	11 mm	16	0.63	20	0.79	60	2.36
1/2" Square Drive							
A412U	12 mm	20.5	0.81	25	0.98	70	2.76
A413U	13 mm	19	0.75	24	0.95	70	2.76

QUICK CHANGE CHUCKS

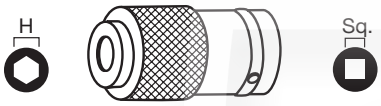

Part No	Sq Drive	Hex	D1 MM	D1 IN	L MM	L IN
ADC-2S	1/4"	1/4"	19	0.75	38	1.50
ADC-3S	3/8"	1/4"	20	0.79	42	1.65
ADC-4S	1/2"	1/4"	19	0.75	46	1.81
ADC-3SH7/16Z	3/8"	7/16"	25	0.98	46	1.81
ADC-4SH7/16Z	1/2"	7/16"	33	1.30	55	2.17

ALLEN SOCKETS

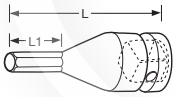

Part No	Hex	L1 MM	L1 IN	L MM	L IN
3/8" Square Drive					
A31/4C	1/4"	10	0.39	42	1.65
A304C	4 mm	10	0.39	42	1.65
1/2" Square Drive					
A41/4C	1/4"	25	0.98	50	1.97
A405C	5 mm	25	0.98	50	1.97

EXTENSIONS

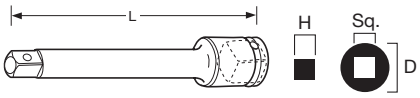

Part No	Sq Drive	Hex	L MM	L IN	D MM	D IN
A375E	3/8"	3/8"	75	2.95	20	0.79
A405E	1/2"	1/2"	51	2.01	30	1.18
A610E	3/4"	3/4"	100	3.94	44	1.73
A810E	1"	1"	102	4.02	54	2.13
A1220E	1-1/4"	1-1/4"	200	7.87	60	2.36
A1418E	1-1/2"	1-1/2"	178	7.01	84	3.31
A2426E	2-1/2"	2-1/2"	264	10.39	137	5.39

NUTSETTERS

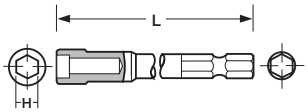

PART NO	HEX	L MM	L IN
A3B1/4-2	1/4"	50	1.97
A3B1/4-2.5	1/4"	63	2.50
A3B5/16-2	5/16"	50	1.97
A3B5/16-2.5	5/16"	63	2.50
A3B3/8-2	3/8"	50	1.97
A3B3/8-2.5	3/8"	63	2.50
A3B05-2.75	5 mm	70	2.76
A3B55-1.2	5.5 mm	30	1.18
A3B55-2.75	5.5 mm	70	2.76
A3B55-4	5.5 mm	100	3.94
A3B06-2.75	6 mm	70	2.76
A3B07-1.2	7 mm	30	1.18
A3B07-2	7 mm	50	1.97
A3B07-2.75	7 mm	70	2.76
A3B07-4	7 mm	100	3.94
A3B08-1.2	8 mm	30	1.18
A3B08-2	8 mm	50	1.97
A3B08-2.75	8 mm	70	2.76
A3B08-4	8 mm	100	3.94
A3B08-6	8 mm	150	5.91
A3B08-8	8 mm	200	7.87
A3B09-2.75	9 mm	70	2.76
A3B09-4	9 mm	100	3.94
A3B10-1.2	10 mm	30	1.18
A3B10-2	10 mm	50	1.97
A3B10-2.75	10 mm	70	2.76
A3B11-2.75	11 mm	70	2.76
A3B12-1.2	12 mm	30	1.18
A3B13-2.75	13 mm	70	2.76
A3B14-2.75	14 mm	70	2.76
A3B16-2.75	16 mm	70	2.76
A3B17-2.75	17 mm	70	2.76

SOCKET ADAPTERS

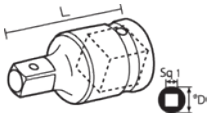

Part No	Female Sq. Drive	Male Sq. Drive	D MM	D IN	L MM	L IN
A302A	3/8"	1/4"	22	0.87	35	1.38
A403A	1/2"	3/8"	25	0.98	37	1.46
A504A	5/8"	1/2"	35	1.38	47	1.46
A604A	3/4"	1/2"	38	1.50	53	2.09
A806A	1"	3/4"	50	1.97	70	2.76
A128A	1-1/4"	1"	60	2.36	76	2.99
A#508A	Spline #5	1"	60	2.36	90	3.54

Additional types and sizes of fastener tools, as well as custom parts, are available upon request.
Contact an AIMCO Customer Service Associate at 1-503-254-6600, or toll free 1-800-852-1368.

PHILLIPS POWER BITS

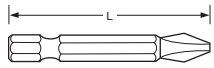

Part No	Point Size	L MM	L IN
A3S0-2	0	50	1.97
A3S1-2	1	50	1.97
A3S1-2.75	1	70	2.76
A3S1-3	1	75	2.95
A3S1-3.5	1	90	3.54
A3S1-4	1	100	3.94
A3S1-6	1	150	5.91
A3S2-1.2	2	30	1.18
A3S2-1.6	2	40	1.57
A3S3-2	3	50	1.97
A3S3-2.75	3	70	2.76

Double-Ended

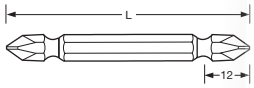

A3W1-3	1	75	2.94
A3W2-2	2	50	1.97
A3W2-3	2	75	2.94
A3W2-4	2	100	3.94
A3W2-6	2	150	5.91
A3W2-8	2	200	7.87
A3W2-10	2	250	9.84
A3W2-12	2	300	11.81
A3W3-2	3	50	1.97
A3W3-3	3	75	2.94
A3W3-4	3	100	3.94
A3W3-6	3	150	5.91
A3W3-8	3	200	7.87

TORX POWER BITS

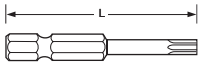

Part No	Torx Size	L MM	L IN
A3T6-2	T6	50	1.97
A3T7-2	T7	50	1.97
A3T7-2.75	T7	70	2.76
A3T7-3.5	T7	90	3.54
A3T7-6	T7	150	5.91
A3T8-2	T8	50	1.97
A3T9-2.75	T9	70	2.76

BIT HOLDERS

Part No	L MM	L IN
1/4" Hex, Magnetic		
A3BHM-3	75	2.94
A3BHM-4	100	3.94
A3BHM-6	150	5.91
A3BHM-8	200	7.87
A3BHM-10	250	9.84

Bit and Nutsetter Part Number Nomenclature

Precedes Part Number

BITS

- A3S = Phillips® Power Drive
- A3W = Double Ended Phillips®
- A38S = Phillips® Insert
- A39S = Phillips® Insert Reduced Nose
- A3M = Slotted Power Drive
- A38M = Slotted Insert
- A3MT = Slotted Power Drive Reduced Nose
- A3C = Allen Socket Head Power Drive
- A38C = Allen Socket Head Insert
- A3R = Square Recess Power Drive
- A3RT = Square Recess Turned Down (Power)
- A38R = Square Recess Insert
- A3T = Torx® Power Drive
- A38T = Torx® Insert
- A3TS = Torq-Set® Power Drive
- A38TS = Torq-Set® Insert
- A3TA = Triangle Power Drive
- A3TW = Tri-Wing® Power Drive
- A38TW = Tri-Wing® Insert
- A7 = 7/16 Power Drive
- AS = Electric Type Phillips®
- AM = Electric Type Slotted
- ATW = ElectricType Tri-Wing®
- AT = Electric Hios Type Torx®
- A26S = Electric Driver Phillips®
- A26M = Electric Driver Slotted
- A26C = Electric Driver Allen Socket Head
- A3BHM = Insert Bit Holder (Magnetic Type)
- A3BHD = Insert Bit Holder (Non Magnetic)

NUTSETTERS

- A3B = Nutsetter
- A3BMP = Magnetic (MP) Pressed Type
- A3BMS = Magnetic (MS) Spring Loaded
- A3BMT = Magnetic (MT) Tube Type
- A3BU = Universal Nutsetter

MAG-O-NETS

- AM = AIMCO Mag-O-Net®

Contained within Part Number

BITS

- PZ = Pozidriv®
- PZACR = Pozidriv® ACR®
- SDV = Supadriv®
- TR = Torx® Tamper Resistant
- ACRI = ACR® Installation
- ACR = ACR® Remove
- ACRB = ACR® 4x4 Both Install and Remove
- E4 = Electric 4 mm diameter
- E5 = Electric 5 mm diameter
- RS = Reduced Shank

Additional types and sizes of fastener tools, as well as custom parts, are available upon request.
Contact an AIMCO Customer Service Associate at 1-503-254-6600, or toll free 1-800-852-1368.

ERGO-DRIVE® SOCKETS PROTECT...



...YOUR INVESTMENT!

Pulse tools are an investment and the anvil is the most expensive single part of any pulse tool. ERGO-DRIVE sockets decrease vibration and wear on this critical component.

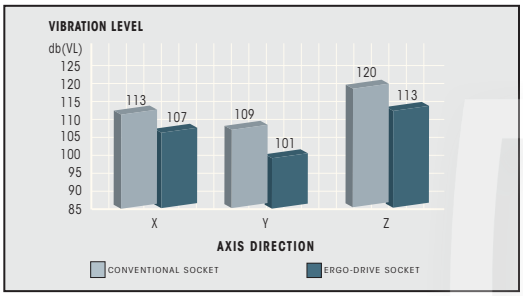

...YOUR ASSEMBLERS!

ERGO-DRIVE sockets cause significantly less vibration during fastening than conventional sockets. This allows your assemblers to do their jobs without the worry of vibration related injuries.

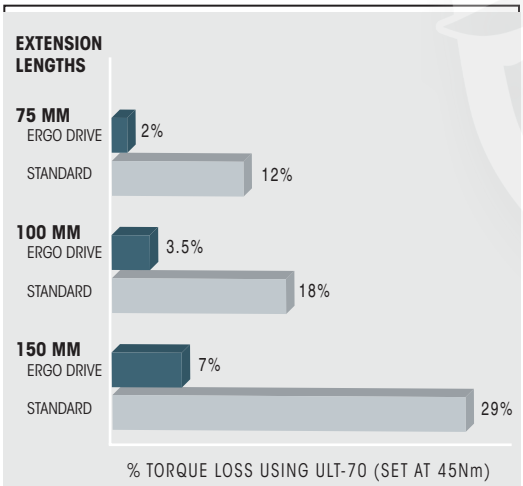

...YOUR PRODUCTS!

By reducing run-out and vibration, ERGO-DRIVE sockets allow the most repeatable, accurate rundowns to take place, ensuring excellent product quality.

ERGO-DRIVE VS. STANDARD

ERGO-DRIVE

Cross Section



O-ring retaining insert maximizes secure fit to your pulse tool.

Sleeve

Recessed Square Drive

Extension

Standard Cross Section





Standard Extension



Ergo-Drive

ERGO-DRIVE SOCKETS

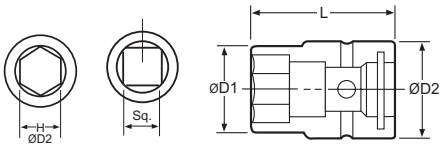

Part No	Hex	D1 MM	D1 IN	D2 MM	D2 IN	L MM	L IN
3/8" Square Drive							
A31/4EDS	1/4"	10	0.39	19	0.75	44	1.73
A31/2EDS	1/2"	20	0.77	22	0.87	44	1.73
A306EDS	6 mm	10	0.39	19	0.75	44	1.73
A308EDS	8 mm	14	0.55	20	0.79	42	1.65
A310EDS	10 mm	17	0.65	20	0.79	42	1.65
A312EDS	12 mm	20	0.79	20	0.79	42	1.65
A314EDS	14 mm	22	0.87	20	0.79	42	1.65
A316EDS	16 mm	25	0.98	20	0.79	45	1.77
A318EDS	18 mm	27	1.06	20	0.79	45	1.77
1/2" Square Drive							
A41/2EDS	1/2"	19	0.75	25	0.98	50	1.97
A413EDS	13 mm	22	0.85	25	0.98	52	2.05
A414EDS	14 mm	23	0.89	25	0.98	52	2.05
A415EDS	15 mm	24	0.93	25	0.98	52	2.05
A416EDS	16 mm	25	0.98	25	0.98	52	2.05
A417EDS	17 mm	28	1.10	28	1.10	54	2.13
A418EDS	18 mm	29	1.14	28	1.10	54	2.13
A419EDS	19 mm	30	1.18	28	1.10	54	2.13
3/4" Square Drive							
A61-1/8EDS	1-1/8"	44	1.73	44	1.73	64	2.52
A61-1/4EDS	1-1/4"	49	1.91	44	1.73	66	2.60
A61-1/2EDS	1-1/2"	57	2.24	44	1.73	68	2.68
A618EDS	18 mm	31	1.22	44	1.73	60	2.36
A624EDS	24 mm	40	1.52	40	1.73	65	2.36
1" Square Drive							
A815/16EDS	15/16"	38	1.50	54	2.13	69	2.72
A8100EDS	100 mm	136	5.35	76	2.99	120	4.72

ERGO-DRIVE EXTENSIONS

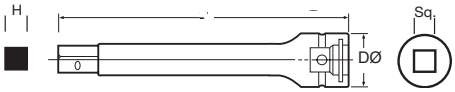

Part No	Sq Drive	H	L MM	L IN	D MM	D IN
3/8" Square Drive						
A352EDE	3/8"	3/8"	52	2.05	20	0.79
A3100EDE	3/8"	3/8"	100	3.94	20	0.79
A375EDE	3/8"	3/8"	75	2.95	20	0.79
A3150EDE	3/8"	3/8"	150	5.91	20	0.79
A3190EDE	3/8"	3/8"	190	7.48	20	0.79
A3254EDE	3/8"	3/8"	254	10.00	20	0.79
A3300EDE	3/8"	3/8"	300	11.81	20	0.79
A3320EDE	3/8"	3/8"	320	12.60	20	0.79
1/2" Square Drive						
A464EDE	1/2"	1/2"	64	2.52	28	1.10
A476EDE	1/2"	1/2"	76	2.99	28	1.10
A4125EDE	1/2"	1/2"	125	4.92	28	1.10
A4204EDE	1/2"	1/2"	204	8.03	28	1.10
A4254EDE	1/2"	1/2"	254	10.00	28	1.10
A4355EDE	1/2"	1/2"	355	13.98	28	1.10
3/4" Square Drive						
A676EDE	3/4"	3/4"	76	2.99	40	1.58
A6100EDE	3/4"	3/4"	100	3.94	40	1.58
A6150EDE	3/4"	3/4"	150	5.91	40	1.58
A6200EDE	3/4"	3/4"	200	7.87	40	1.58
1" Square Drive						
A8150EDE	1"	1"	150	5.91	54	2.13
A8200EDE	1"	1"	200	7.87	54	2.13

ERGO-DRIVE QUICK CHANGE CHUCKS

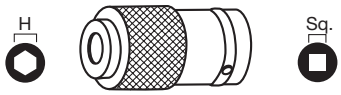

Part No	Square Drive	Hex
3/8" Square Drive		
ADC-3SEDSQ	3/8"	1/4"
ADC-3SEDSQH7/16	3/8"	7/16"
1/2" Square Drive		
ADC-4SEDSQ	1/2"	1/4"
ADC-4SEDSQH7/16	1/2"	7/16"

Additional types and sizes of fastener tools, as well as custom parts, are available upon request.
Contact an AIMCO Customer Service Associate at 1-503-254-6600, or toll free 1-800-852-1368.

CUSTOM BITS, SOCKETS, AND EXTENSIONS FOR THE POWER TOOL USER

AIMCO can provide specials for virtually any application. From design to delivery, AIMCO's quick response ensures high quality, tight tolerance specials.

Specials are available in every style including:

- Deep Socket
- Extended Socket
- Universal
- Allen Head
- Torx Head
- Socket Adapter
- Nut Runner Socket
- Nut Runner Joint
- Nutsetter
- Magnetic Nutsetter
- Universal Nutsetter
- Screwdriver Bits

Sample request forms are shown. Your detailed requirements will allow AIMCO to quickly respond with custom solutions for your fastening applications.

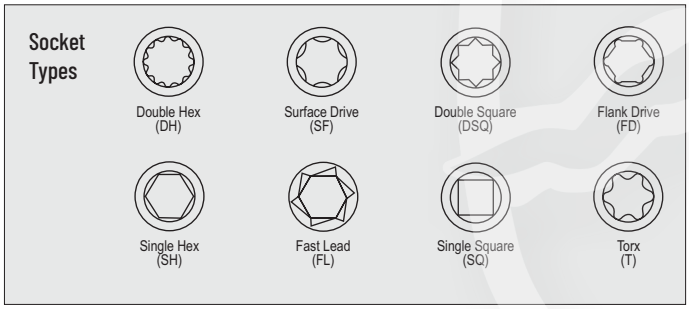

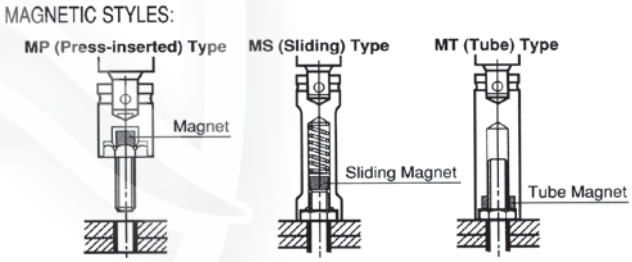

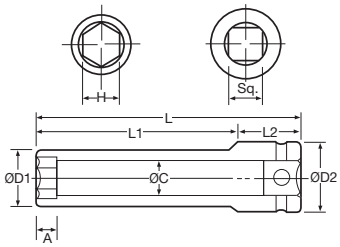

SOCKET

Magnet			H	L	L1	L2	A	ØC	ØD1	ØD2	Sq.
MP	MT	MS	SIZE								
			TYPE								

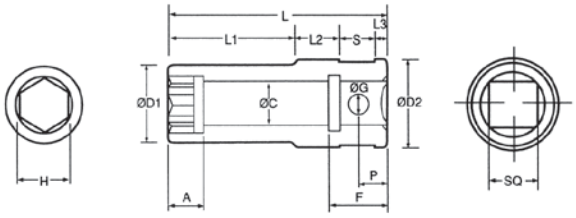

Nutrunner Socket Type A

Min. Qty 10

Magnet			H	L	L1	L2	L3	S	ØD1	A	ØC	ØG	P	F	ØD2	Sq.	Qty.
MP	MT	MS	SIZE														
			TYPE														

✓ box for Ergo Drive

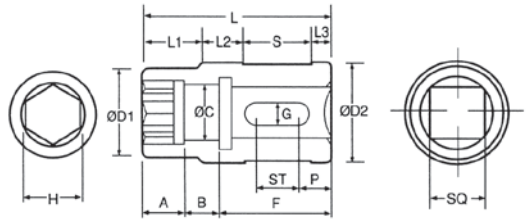

Nutrunner Socket Type B

Min. Qty 10

H	L	L1	L2	L3	S	ØD1	A	B	ØC	G	P	F	ST	ØD2	Sq.	Qty.
SIZE																
TYPE																

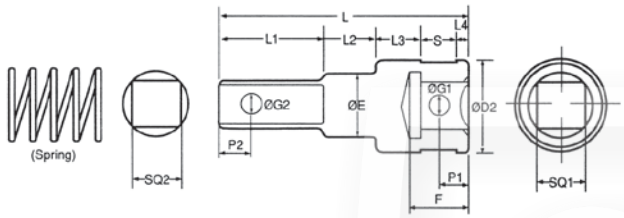

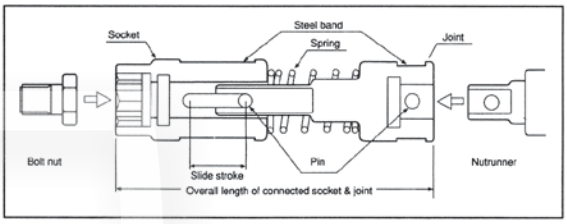

Nutrunner Joint Type B

Min. Qty 10

SQ2	L	L1	L2	L3	L4	S	P1	ØG2	ØE	F	ØG1	P2	ØD2	SQ1	Qty.

✓ box for Ergo Drive

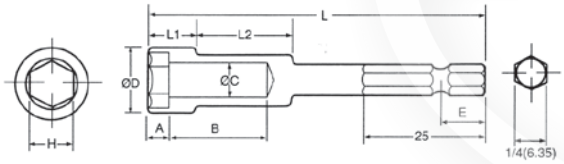

Nutrunner Socket Type B

Min. Qty 10

H	ØD	L	E	L1	L2	A	B	ØC	Qty.
SIZE									
TYPE									

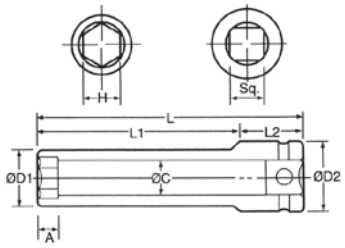

Socket

Min. Qty 10

Magnet		
MP	MT	MS

H	L	L1	L2	A	ØC	ØD1	ØD2	Sq.	Qty.
SIZE									
TYPE									

✓ box for Ergo Drive

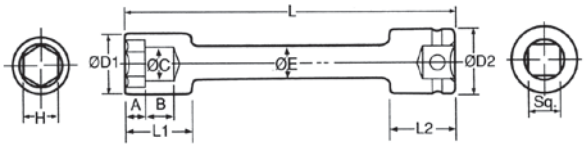

Magnet		
MP	MT	MS

Extension Socket

Min. Qty 10

H	L	L1	L2	A	B	ØC		ØD2	ØE	Sq.	Qty.
SIZE											
TYPE											

✓ box for Ergo Drive

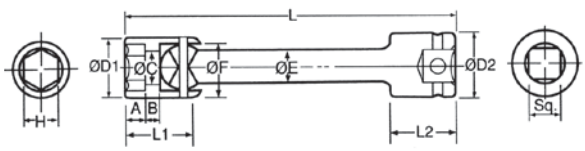

Magnet		
MP	MT	MS

Universal Socket

Min. Qty 10

H	L	L1	L2	A	B	ØC	ØD1	ØD2	ØE	ØF	Sq.	Qty.
SIZE												
TYPE												

✓ box for Ergo Drive

Special Parts

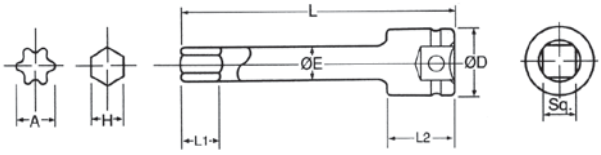

Allen Head / Torx Head

Min. Qty 10

Torx	H	L	L1	L2	ØD	ØE	ØF	Sq.	Qty.

✓ box for Ergo Drive

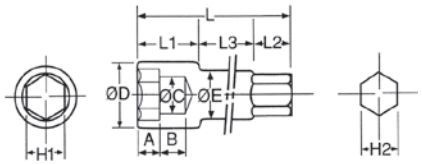

Socket Adapter

Min. Qty 10

H1	L	L1	L2	L3	ØD	A	B	ØC	ØE	H2	Qty.
SIZE											
TYPE											

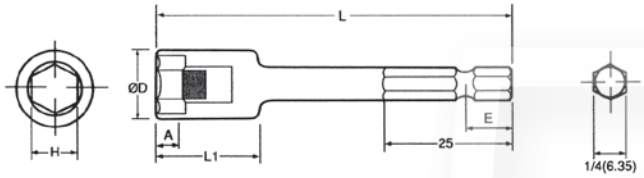

(MP) Magnetic Nut Setter

Min. Qty 10

H	L	E	L1	ØD	A	Qty.
SIZE						
TYPE						

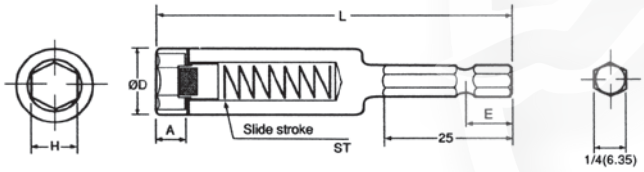

(MS) Magnetic Nut Setter

Min. Qty 10

H	L	E	ØD	A	ST	Qty.
SIZE						
TYPE						

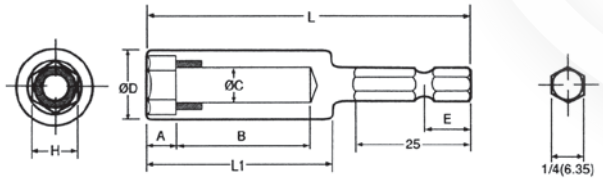

(MT) Magnetic Nut Setter

Min. Qty 10

H	L	E	L1	ØD	A	B	ØC	Qty.
SIZE								
TYPE								

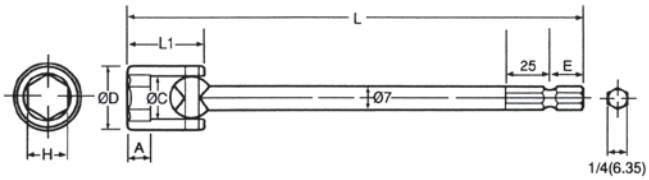

Universal Nut Setter

Min. Qty 10

H	L	E	L1	A	ØC	ØD	Qty.

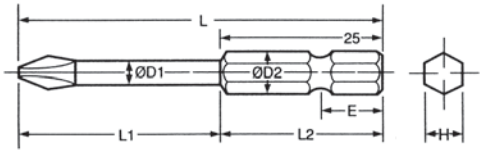

Screwdriver Bit

Min. Qty 500

Point Size	L	L1	L2	ØD1	ØD2	E	H	Qty.

CIRCLE ONE:

Conversion Charts

Fraction • Decimal • Metric Conversions (to .32)

	DECIMAL	MM		DECIMAL	MM		DECIMAL	MM		DECIMAL	MM
1/32	.03125	.7938	9/32	.28125	7.1438	17/32	.53125	13.4938	25/32	.78125	19.8438
1/16	.0625	1.5875	5/16	.3125	7.9375	9/16	.5625	14.2875	13/16	.8125	20.6375
3/32	.09375	2.3812	11/32	.34375	8.7312	19/32	.59375	15.0812	27/32	.84375	21.4312
1/8	.125	3.175	3/8	.375	9.525	5/8	.625	15.875	7/8	.875	22.225
5/32	.15625	3.9688	13/32	.40625	10.3188	21/32	.65625	16.6688	29/32	.90625	23.0188
3/16	.1875	4.7625	7/16	.4375	11.1125	11/16	.6875	17.4625	15/16	.9375	23.8125
7/32	.21875	5.5562	15/32	.46875	11.9062	23/32	.71875	18.2562	31/32	.96875	24.6062
1/4	.25	6.35	1/2	.5	12.7	3/4	.75	19.05	1	1.0	25.4

Thread Size to Hex Size

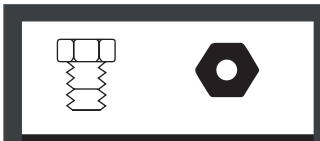

METRIC BOLT SIZE	SOCKET HEX SIZE (MM)
M 2	4
M 2.3	4.5
M 2.6	5
M 3	5.5
M 3.5	6
M 4	7
M 5	8
(M 5-6)	9
M 6	10
M 7	11
M 8	13
(M 8)	14
M 10	16
(M 10)	17
M 12	18
(M 12)	19
M 14	21
(M 14)	22
M 16	24
M 18	27
M 20	30
(M 22)	32
M 22	34
M 24	36

METRIC BOLT SIZE	SOCKET HEX SIZE (MM)
M 27	41
M 30	46
M 33	50
M 36	55
M 39	60
M 42	65
M 45	70
M 48	75
M 52	80
M 56	85
M 60	90
M 64	95
M 68	100
M 72	105
M 76	110
M 80	115
M 85	120
M 90	130
M 95	135
M 100	145
M 105	150
M 110	155
M 115	165
M 120	170



UNC BOLT SIZE	SOCKET HEX SIZE (IN)
1/4	7/16
5/16	1/2
3/8	9/16
7/16	11/16
1/2	3/4
9/16	7/8
5/8	15/16
3/4	1-1/8
7/8	1-5/16
1	1-1/2
1-1/8	1-11/16
1-1/4	1-7/8
1-3/8	2-1/16
1-1/2	2-1/4
1-3/4	2-5/8
2	3
2-1/4	3-3/8
2-1/2	3-3/4

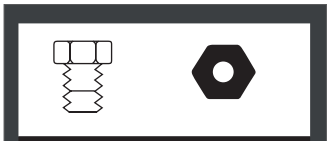

SAE BOLT SIZE	SOCKET HEX SIZE (IN)
1/4	7/16
5/16	1/2
3/8	9/16
7/16	5/8
1/2	3/4
9/16	7/8
5/8	15/16
3/4	1-1/16
7/8	1-1/4
1-1/8	1-7/16
1-1/4	1-13/16
1-3/8	2
1-1/2	2-3/16

Torque Conversion Factors

UNITS TO BE CONVERTED		SAE			METRIC			INTERNATIONAL SYSTEM - S.I.		
		OZF-IN	LBF-IN	LBF-FT	GF-CM	KGF-CM	KGF-M	MNM	CNM	NM
1 ozf-in	=	1	0.0625	0.005	72	0.072	0.0007	7.062	0.706	0.007
1 lbf-in	=	16	1	0.083	1152.1	1.152	0.0115	113	11.3	0.113
1 lbf-ft	=	192	12	1	13826	13.83	0.138	1356	135.6	1.356
1 gf-cm	=	0.014	0.0009	0.00007	1	0.001	0.00001	0.098	0.01	0.0001
1 kgf-cm	=	13.89	0.868	0.072	1000	1	0.01	98.07	9.807	0.098
1 kgf-m	=	1389	86.8	7.233	100000	100	1	9807	980.7	9.807
1 mN-m	=	0.142	0.009	0.0007	10.2	0.01	0.0001	1	0.1	0.001
1 cN-m	=	1.42	0.088	0.007	102	0.102	0.001	10	1	0.01
1 N-m	=	141.6	8.851	0.738	10197	10.20	0.102	1000	100	1

Index

MODEL #	PAGE
A	
A128A	160
A1220E	160
A1418E	160
A2100	134
A2426E	160
A31/2EDS	163
A31/4	159
A31/4C	160
A31/4EDS	163
A31/4MP	159
A33/8	159
A33/8MP	159
A35/16	159
A35/16MP	159
A302A	160
A304C	160
A306	159
A306EDS	163
A307	159
A307-2	159
A307-2.75	159
A308	159
A308-2	159
A308EDS	163
A308MP	159
A310EDS	163
A310MP	159
A310U	160
A311MP	159
A311U	160
A312EDS	163
A314EDS	163
A315V	134
A316EDS	163
A318EDS	163
A352EDE	163
A375E	160
A375EDE	163
A3100EDE	163
A3150EDE	163
A3190EDE	163
A3254EDE	163
A3300EDE	163
A3320EDE	163
A3B1/4-2	160
A3B1/4-2.5	160
A3B3/8-2	160
A3B3/8-2.5	160
A3B05-2.75	160
A3B5/16-2	160
A3B5/16-2.5	160
A3B06-2.75	160
A3B07-1.2	160
A3B07-2	160
A3B07-2.75	160
A3B07-4	160
A3B08-1.2	160
A3B08-2	160
A3B08-2.75	160
A3B08-4	160
A3B08-6	160
A3B08-8	160
A3B09-2.75	160
A3B09-4	160
A3B10-1.2	160
A3B10-2	160
A3B10-2.75	160
A3B11-2.75	160
A3B12-1.2	160
A3B13-2.75	160
A3B14-2.75	160
A3B16-2.75	160
A3B17-2.75	160
A3B55-1.2	160
A3B55-2.75	160
A3B55-4	160
A3BHM-3	161
A3BHM-4	161
A3BHM-6	161
A3BHM-8	161
A3BHM-10	161
A3S0-2	161
A3S1-2	161
A3S1-2.75	161
A3S1-3	161
A3S1-3.5	161
A3S1-4	161
A3S1-6	161
A3S2-1.2	161
A3S2-1.6	161
A3S3-2	161
A3S3-2.75	161
A3T6-2	161
A3T7-2	161
A3T7-2.75	161
A3T7-3.5	161
A3T7-6	161
A3T8-2	161
A3T9-2.75	161
A3W1-3	161
A3W2-2	161
A3W2-3	161
A3W2-4	161
A3W2-6	161
A3W2-8	161
A3W2-10	161
A3W2-12	161
A3W3-2	161
A3W3-3	161
A3W3-4	161
A3W3-6	161
A3W3-8	161
A41/2	159
A41/2-3.25	159
A41/2EDS	163
A41/4C	160
A43/8	159
A43/8-3.25	159
A47/16	159
A47/16-3.25	159
A403A	160
A405C	160
A405E	160
A408	159
A408MP	159
A409	159
A410	159
A410-2	159
A410-3	159
A410-3.25	159
A410MP	159
A411-3.25	159
A412MP	159
A412U	160
A413EDS	163
A413U	160
A414EDS	163
A415EDS	163
A416EDS	163
A417EDS	163
A418EDS	163
A419EDS	163
A464EDE	163
A476EDE	163
A4125EDE	163
A4204EDE	163
A4254EDE	163
A4355EDE	163
A-50A-0	133
A-50A-1.7	133
A-50ARBT-0	133
A-50ARBT-1.7	133
A-50ARBTC-0	133
A-50ARBTC-1.7	133
A-50B-1	133
A-50B-2	133
A-50B-3	133
A-50B-4	133
A-50BRBT-1	133
A-50BRBT-2	133
A-50BRBT-3	133
A-50BRBT-4	133
A-50BRBTC-1	133
A-50BRBTC-2	133
A-50BRBTC-3	133
A-50BRBTC-4	133
A-50C-6	133
A-50C-8	133
A-50C-10	133
A-50CRBT-6	133
A-50CRBT-8	133
A-50CRBT-10	133
A-50CRBTC-6	133
A-50CRBTC-8	133
A-50CRBTC-10	133
A504A	160
A#508A	160
A61-1/2EDS	163
A61-1/4EDS	163
A61-1/8EDS	163
A63/4	159
A63/4-4	159
A604A	160
A610E	160
A611/16	159
A611/16-4	159
A613/16	159
A613/16-4	159
A614	159
A616	159
A617	159
A617-4	159
A618-4	159
A618EDS	163
A619-4	159
A624EDS	163
A676EDE	163
A6100EDE	163
A6150EDE	163
A6200EDE	163
A81	159
A87/8	159
A806A	160
A810E	160
A815/16	159
A815/16EDS	163
A817	159
A819	159
A821	159
A8100EDS	163
A8150EDE	163
A8200EDE	163
AAP1B66400A	94
AAP1B66600A	94
AAP1B66850A	94
AAP1B76950A	94
AAP1B771350A	94
AAP1B772000A	94
AAP1B772950A	94
AAP1B885100A	94
AAP2B76250A(R)	95
AAP2B76450A(R)	95
AAP2B76650A(R)	95
AAP2B76950A(R)	95
AAP2B771400A(R)	95
AAP2B772000A(R)	95
AAP2B773000A(R)	95
AAP2B785100A(R)	95
AB-PBAIL	54
AB-PCOLRING	54
AB-3	151
AB-3/5	151
AB-5	151
AB-B1825LI	54
AB-B1850LI	54
AB-C18-4W	54
AB-C18110	54
AB-C18220	54
ABETP Cordless XT Series	109
ABN-CTA Cordless Angle Tools	52
ABN-MTA Cordless Angle Tools	51
ABP-CTA Cordless Pistol Tools	52
ABP-CTA Ultra Torque Cordless Pistol Tools	53
ABP-MTA Cordless Pistol Tools	51
ABS-CTA Cordless Straight Tools	52
ABS-MTA Series Cordless Straight Tools	51
ABT-3	151
ABT-5	151
ACA10-1000	137
ACA10-1500	137
ACA15-1000	137
ACA15-1500	137
ACA15-2000	137
ACA40-1000	137
ACA40-1500	137
ACA40-2000	137
ACA40-2500	137
ACA80-1500	137
ACA80-2000	137
ACA80-2500	137
ACA150-1500	137
ACA150-2000	137
ACA150-2500	137
ACA220-1500	137
ACA220-2000	137
ACA220-2500	137
ACAH-15	139
ACAH-15-MPE2745	139
ACAH-40-80	139
ACAH-40PS1000	139
ACAH-80PS3-5000	139
ACAH-150-220	139
ACAH-150PS3-5000	139
ACAH-4080-MPE2745	139
ACAH-150220-MPE4070	139
ACAH-S154080	139
ACAH-SL15150	139
ACAHTT-15A-3060	141
ACAHTT-15S-2745	141
ACAHTT-40S-2745	141
ACAHTT-4080A-3165	141
ACA-P2BK-4	138
ACA-P2BK-6	138
ACA-P2BK-8	138
ACA-P2BK-10	138
ACA-P2BK-14	138
ACA-P215-1000	138
ACA-P215-1500	138
ACA-P215-2000	138
ACA-P240-1000	138
ACA-P240-1500	138
ACA-P240-2000	138
ACA-P240-2500	138
ACA-P280-1500	138
ACA-P280-2000	138
ACA-P280-2500	138
ACA-P2150-1500	138
ACA-P2150-2000	138
ACA-P2150-2500	138
ACA-P2220-1500	138
ACA-P2220-2000	138
ACA-P2220-2500	138
ACA-V15-1000	137
ACA-V15-1500	137
ACA-V15-2000	137
ACA-V40-1000	137
ACA-V40-1500	137
ACA-V40-2000	137
ACA-V40-2500	137
ACA-V80-1500	137
ACA-V80-2000	137
ACA-V80-2500	137
ACA-V150-1500	137
ACA-V150-2000	137
ACA-V150-2500	137
ACA-V220-1500	137
ACA-V220-2000	137
ACA-V220-2500	137
ACPTT-V15-510 150	141
ACPTT-V15-710 300	141
ACPTT-V40-510 150	141
ACPTT-V40-760 300	141
ACPTT-V40-1410 600	141
ACPTT-V80-810 300	141
ACPTT-V80-1410 600	141
ACSA-600-1500	141
ACSA-800-1500	141
ACSA-1000-1500	141
ACTT-V15-600 150	140
ACTT-V15-800 300	140
ACTT-V40-600 150	140
ACTT-V40-850 300	140
ACTT-V40-1500 600	140
ACTT-V80-900 300	140
ACTT-V80-1500 600	140
ACTT-V80-2100 900	140
ADC-2S	160
ADC-3S	160
ADC-3SEDSQ	163
ADC-3SEDSQH7/16	163
ADC-3SH7/16Z	160
ADC-4S	160
ADC-4SEDSQ	163
ADC-4SEDSQH7/16	163
ADC-4SH7/16Z	160
AD-D1098-P	136
AD-D1098-PAC	136
AD-D1098-PACE	136
AD-D1098-S	136
AD-D1098-SAC	136
ADM Series 3arm	148
ADS Series 3arm	148
AE-2015	126
AE-2020	125
AE-2045A	127
AE-4020	125
AE-4520	125
AE-4520ESD	125
AE-5681	125
AE-5681ESD	125
AE-6300M	126
AE-6450	126
AE-7010	125
AE-7010PS	125
AE-7080A	127
AE-8681	125
AED4A 6000 Series HT Tools	34
AED4A 7000 Series HT Tools	34
AED4A 8000 Series HT Tools	34
AED4B 6000 Series HT Tools	35
AED4B 7000 Series HT Dual-Lever Tools	39
AED4B 8000 Series HT Tools	35

Index

MODEL #	PAGE
AED4W 8000 Series HT Tools	35
AEF3 5000 Series Fixtured Tools	30
AEF4A 1000 Series Fixtured Tools	19
AEF4A 6000 Series HT Dual-Lever Tools	39
AEF4A 6000 Series HT Tools	34
AEF4A 7000 Series HT Dual-Lever Tools	39
AEF4A 7000 Series HT Tools	34
AEF4A 8000 Series HT Dual-Lever Tools	39
AEF4A 8000 Series HT Tools	34
AEF4A 9000 Series HTXD Tools	40
AEF4B 6000 Series HT Dual-Lever Tools	39
AEF4B 7000 Series HT Dual-Lever Tools	39
AEF4B 8000 Series HT Dual-Lever Tools	39
AEF4C 1000 Series Fixtured Tools	19
AEF4N 9X Series HTXD Angle Tools	40
AEF4N66250B HT Angle Tools	37
AEFJA 8000 Series HT Dual-Lever Tools	39
AEH3 3000 Series Hold & Drive Tools	27
AEH3 5000 Series Hold & Drive Tools	31
AEH4F 2000 Series Hold & Drive Tools	22
AEJ4A 6000 Series HT Tools	34
AEJ4A 7000 Series HT Tools	34
AEJ4A 8000 Series HT Tools	34
AEJ4B 6000 Series HT Tools	35
AEJ4B 7000 Series HT Tools	35
AEJ4B 8000 Series HT Dual-Lever Tools	39
AEJ4B 8000 Series HT Tools	35
AEJ4U 9X Series HTXD Tools	40
AEJ4U 9Y Series HTXD Tools	40
AEJ4U 9000 Series HTXD Tools	40
AEJ4W 9X Series HTXD Tools	40
AEJ4W 8000 Series HT Tools	35
AEJ4W 9000 Series HTXD Tools	40
AEL4A 1000 Series Inline Push-To-Start Tools	18
AEN3 3000 Series Angle Tools	26
AEN3 5000 Series Angle Tools	29
AEN3 5000 Series HT Angle Tools	36
AEN4A 6000 Series HT Angle Tools	37
AEN4B 6000 Series HT Angle Tools	37
AEN4B 7000 Series HT Angle Tools	37
AEN4B 8000 Series HT Angle Tools	37
AEN4C 1000 Series Angle Tools	18
AEN4C 2000 Series Angle Mid-Exit Cable Tools	23
AEN4C 2000 Series Angle Tools	21
AEN4F 2000 Series Angle Mid-Exit Cable Tools	23
AEN4F 2000 Series Angle Tools	21
AEP-3	151
AEP3 5000 Series Pistol Tools	28
AEP4A 1000 Series Pistol Tools	17
AEP4A 1000 Series Riv-Nut Tools	33
AEP4A 2000 Series Pistol Tools	20
AEP4A 2000 Series Riv-Nut Tools	33
AEP4A 6000 Series HT Dual-Lever Tools	39
AEP4A 6000 Series HT Tools	34
AEP4A 7000 Series HT Dual-Lever Tools	39
AEP4A 7000 Series HT Tools	34
AEP4A 8000 Series HT Dual-Lever Tools	39
AEP4A 8000 Series HT Tools	34
AEP4(A)(R)(T)22020B(V)	20
AEP4B 6000 Series HT Tools	35
AEP4B 7000 Series HT Dual-Lever Tools	39
AEP4B 7000 Series HT Tools	35
AEP4B 8000 Series HT Dual-Lever Tools	39
AEP4B 8000 Series HT Tools	35
AEP4B 9000 Series HT Tools	35
AEP4R 1000 Series Pistol Tools	17
AEP4R 1000 Series Rivet Tools	33
AEP4R 2000 Series Pistol Tools	20
AEP4R 2000 Series Rivet Tools	33
AEP4T 1000 Series Pistol Push-To-Start Tools	17
AEP4T 1000 Series Pistol Tools	17
AEP4T 2000 Series Pistol Tools	20
AEP4T 2000 Series Rivet Tools	33
AEP4W 9X Series HTXD Tools	40
AEP4W 9Y Series HTXD Tools	40
AEP4W 8000 Series HT Tools	35
AEP4W 9000 Series HTXD Tools	40
AEP-5	151
AEP 2000 Series Discontinuous Drive Tools	25
AE-PG7080	127
AES-3	151
AES3 3000 Series Inline Tools	27
AES3 5000 Series Inline Tools	29
AES4A 1000 Series Inline Tools	18
AES4A 2000 Series Inline Mid-Exit Cable Tools	23
AES4A 2000 Series Inline Tools	21
AES4A 6000 Series HT Dual-Lever Tools	39
AES4A 6000 Series HT Tools	34
AES4A 7000 Series HT Dual-Lever Tools	39
AES4A 7000 Series HT Tools	34
AES4A 8000 Series HT Tools	34
AES4B 6000 Series HT Dual-Lever Tools	39
AES4B 7000 Series HT Dual-Lever Tools	39
AES-5	151
AET4A 1000 Series Tubenut Tools	19
AET4A 2000 Series Tubenut Tools	22
AE-TC2040	127
AE-TC7080	127
AEX4A 1000 Series Fixtured Tools	19
AFRL-4	94, 155
AFRL-4HTA	94, 155
AFRL-2	155
AFRL-2-C	155
AFRL-3	155
AFRL-3-C	155
AFRL-8	155
AHB-3	151
AHB-5	151
AHCTS-0.5K	81
AHCTS-1.5RDF	80
AHCTS-001K	81
AHCTS-1RDF	80
AHCTS-2.5K	81
AHCTS-3/4RDF	80
AHCTS-005K	81
AHCTS-010K	81
AHCTS-025K	81
AHCTS-0500	81
AHCTS-2500	81
AHCTS-5000	81
AHCTS-7500	81
AHDTS-5025	81
AIC5-2	151
AIMTS Test Stands	83
AISF-200100	90
AISF-200250	90
AISF-201000	90
AISI-200025	90
AISI-200100	90
AISI-200500	90
AISWT-4L	73
AISWT-6L	73
AJH-3	151
AJH-5	151
AJKR-28	92
AJKR-135	92
AJKR-271	92
AJKR-1017	92
AJKR-1695	92
AJKS-25D	92
AJKS-38D	92
AJKS-50D	92
AJKS-75D	92
AJKS-100D	92
AJS3	151
ALBM Series 3arm	147
ALBS Series 3arm	147
AM1/4Z	158
AM3/16Z	158
AM5/16Z	158
AM5Z	158
AM-45	127
AM-65	127
AMP-5	151
AMPST-2-I	48
AMPST-2-U	48
AMPST-4-I	48
AMPST-4-U	48
AMPST-6-I	48
AMPST-6-U	48
AMPST-6S-I	48
AMPST-6S-U	48
AMPST-8-I	48
AMPST-8-IL	48
AMPST-8-U	48
APM-30	127
APM-302B	127
APM-352B	127
APTH-12ADP	85
APTH-12BLANK	85
APTH-120E7	85
APTH-120E8	85
APTH-120E9	85
APTH-120E10	85
APTH-120E11	85
APTH-120E12	85
APTH-120E13	85
APTH-120E14	85
APTH-120E15	85
APTH-120E16	85
APTH-120E17	85
APTH-120E18	85
APTH-120E19	85
APTH-120E20	85
APTH-120E50	85
APTH-12RE50	85
APTH-12RT25	85
APTH-12RT38	85
APTH-12RT50	85
APTH-12SD25	85
APTH-12SD38	85
APTH-12SD50	85
APTH-14ADP	85
APTH-14BLANK	85
APTH-140E1	85
APTH-140E13	85
APTH-140E14	85
APTH-140E15	85
APTH-140E16	85
APTH-140E17	85
APTH-140E18	85
APTH-140E19	85
APTH-140E21	85
APTH-140E22	85
APTH-140E24	85
APTH-140E25	85
APTH-140E27	85
APTH-140E30	85
APTH-140E32	85
APTH-140E34	85
APTH-140E36	85
APTH-140E38	85
APTH-140E41	85
APTH-140E118	85
APTH-140E138	85
APTH-14RE32	85
APTH-14RT34	85
APTH-14RT50	85
APTH-14SD50	85
APTW-25	85
APTW-50	85
APTW-100	85
APTW-150	85
APTW-200	85
APTW-340	85
ARDFA-100(HD)(HDE)(HDS)	91
ARDFA-150(HD)(HDE)(HDS)	91
ARDFA-250(HD)(HDE)(HDS)	91
ARDFA-500(HD)(HDE)(HDS)	91
ARDFA-600(HD)(HDE)(HDS)	91
ARDFA-750(HD)(HDE)(HDS)	91
ARDIA-10(HD)(HDE)(HDS)	91
ARDIA-25(HD)(HDE)(HDS)	91
ARDIA-50(HD)(HDE)(HDS)	91
ARDIA-100(HD)(HDE)(HDS)	91
ARDIA-150(HD)(HDE)(HDS)	91
ARDIA-250(HD)(HDE)(HDS)	91
ARDIA-350(HD)(HDE)(HDS)	91
ARDIA-500(HD)(HDE)(HDS)	91
ARDIA-750(HD)(HDE)(HDS)	91
ARDIA-1000(HD)(HDE)(HDS)	91
ARTIS-25H-2T(A)	89
ARTIS-25H-5T(A)	89
ARTIS-25H-20T(A)	89
ARTIS-25S-10T(A)	89
ARTIS-38S-75T(A)	89
ARTIS-50S-180T(A)	89
ARTIS-75S-250T(A)	89
ARTIS-75S-500T(A)	89
ARTIS-100S-1400T(A)	89
ARTIS-25H-10T(A)	89
ARTIS-25S-20T(A)	89
ARTIS-38S-25T(A)	89
ARTIS-100S-750T(A)	89
ASB-0C	153
ASB-3C	153
ASB-5C	153
ASBM Series 3arm	147
ASBS Series 3arm	147
ASC-3	151
ASC-5	151
ASH-250C-10MSZ	156
ASH-250C-15MSZ	156
ASH-250C-25MSZ	156
ASH-375C-15MSZ	156
ASH-375C-25MSZ	156
ASH-375Z	156
ASH-500C-15MSZ	96, 156
ASH-500C-25MSZ	96, 156
ASH-500Z	96, 156
ASTIS-25D-11	90
ASTIS-25D-28	90
ASTIS-38D-135	90
ASTIS-50D-270	90
ASTIS-75D-1000	90
ASTIS-100D-1700	90
AT3-3	151
AT3-4	151
AT3-6	151
AT3-9	151
AT5-3	151
AT5-4	151
AT5-6	151
AT5-9	151
AT5-12	151
ATC-10	74
ATC-25	74
ATC-100	74
ATC-150F	74
ATC-250	74
ATC-250F	74
ATC-500	74
ATC-500F	74
ATC-750	74
ATC-750F	74
ATC-1000	74
ATC-1800	74
ATDA	77
ATDA-DC	77
ATDBLIS	93
ATDBRIS	93
ATM-800	113
ATM-1800	113
ATM-2800	113
ATM-3800	113
ATM-5000	113
ATM-8000	113
ATM-12000	113
ATM-16000	113
ATN-3	151
ATN-5	151
ATW-50	152
ATW-0100F	86
ATW-0200F	86
ATW-0500F	86
ATW-1000F	86
ATWL-250	84
ATWL-750	84
ATWL-1000	84
AUB-5	151
Audit Manager Software	79
AUET-10(-DC)	75
AUET-50(-DC)	75
AUET-0100(-DC)	75
AUET-250(-DC)	75
AUET-500(-DC)	75
AUET-1000(-DC)	75
AUET-1200(-DC)	75
AUET-1800(-DC)	75
AUET/MTM-10-100	75
AUET/MTM-050-25	75
AUET/MTM-50-250	75
AUET/MTM-50-500(-DC)	75
AUET/MTM-050-600	75
AUET/MTM-50-1000(-DC)	75
AUET/MTM-0100-050	75
AUET/MTM-100-500	75
AUET/MTM-100-1000	75
AUET/MTM-100-1200	75
AUET/MTM-100-1600(-DC)	75
AUET/MTM-100-2000	75
AUET/MTM-250-1600	75
AUET/MTM-250-1800	75
AUET/MTM-250-2500	75
AUET/MTM-500-1200	75
AUET/MTM-500-2500(-DC)	75
AVC-5	151
AW3F	151
AW3FMF	152
AW3S	151
AW6F	151
AW6FMF	152
AW6FMS	152
AW6S	151
AXD-2000	41
AXD-2000B	41
AxxxxxxPAM Ink Marking Sockets	158
B	
B23	157
B23E	157
B25	157
BA Series 3arm	146
BB Series 3arm	146
BE Series 3arm	146
BJ10051	48
BJ10052	48
BJ10053	48
BJ10054	48
BJ10055	48
BJ10076	44

Index

MODEL #	PAGE
BJ10077	44
BJ10078	44
BJ10082	119
BJ10083	119
BJ10091	121
BPRASC Series 3arm	148
BPRASM Series 3arm	148
BP-T Series	104
BP-T-RF8 Series	105
BRH-1UD(R)	132
BRH-1UR	132
BRH-1USR	132
BRH-5UD(R)	132
BRH-5USD	132
BRH-5USR	132
BRH-7(R,H)	132
C	
CA150108DHD	80
CA1510	80
CA1550	80
CA1575	80
CA2510I	80
CA2515I	80
CA2575I	80
CC-6000-FIP	44
CC-7000-FIP	44
CC-8000-FIP	44
CVF Series Anti-Marring Sockets	159
CV Series Anti-Marring Sockets	159
D	
DM Series 3arm	148
DS Series 3arm	148
DWL-B Receiver	123
E	
EC/MCCBL-10	68
EC/MCCBL-25	68
EC/MCCBL-30	68
EC/MCCBL-35	68
EC/MCCBL-40	68
EC/MCCBL-45	68
EC/MCCBL-50	68
EC/MCCBL-55	68
EC/MCCBL-60	68
EC/MCCBL-75	68
EY0L82B	61, 105, 107
EYFB32	61, 105, 107
EYFB41	61, 105, 107
EYFB43B	61, 107
EYFB50	61, 107
F	
F70	143
F600	143
F1500	143
F3000	143
F7500	143
FA-50-2	152
G	
Gen IV ACE Controller	7
Gen IV Smart Arm System with Process Visualization	15
I	
iAC4E Series Gen IV Controller	11
iBC4E Series Gen IV Controller	12
iBC4E-Z Series Gen IV Controller	12
ICBL-4P	93
ICBL-10P	93
ICBL-5000L	93
ICBL-8000DIG	93
ICBL-USB	93
iEC4E Series Gen IV Controller	11
iEC4WF	42

MODEL #	PAGE
IP4	143
IP5	143
IP7	143
IP8T	143
iPC4E Series Gen IV Controller	12
IPT150	143
IPT375	143
J	
JJ30	152
JJ30-S	152
JJ30-TA	152
L	
LR-09B-90	154
LR-09B-200	154
M	
MAG-O-NETS	158
Mobile Torque Testing Stations	88
P	
PEBM Series 3arm	147
PEBS Series 3arm	147
Phoenix III Digital Torque Wrenches	87
PLBM Series 3arm	147
PLBS Series 3arm	147
PSBM Series 3arm	147
PSBS Series 3arm	147
R	
RH-25	132
RH-80	132
RH-90	132
RH-100Z	132
RH-200	132
RMA-7L	154
RMA-15L	154
RMA-20L	154
RPA-1	154
RPA-2	154
RPA-3	154
S	
SBH-0	132
SBH-1A(R,H)	132
SH-5	151
SIW-38PR	121
SIW-50PR	121
SIW-B20LI	121
SIW-B20LI-HC	121
SIW-C18-20	121
SIW-PBL	121
SIW-P Signature Series Pistol Tools	121
SMD Tools Software	79
SP-B220	119, 123
SPC-2PGM Programmer	124
SPC-A Signature Series Angle Tools	119
SPC-B218LI	119, 123
SPC-B218LI-HC	119, 123
SPC-B220HC	119, 123
SPC-C218-20	119, 123
SPC-P Signature Series Pistol Tools	119
SPC-QC	124
SPT-A Signature Series Angle Tools	123
SPT-P Signature Series Pistol Tools	123
T	
TA-50-2	152
Tool Manager Software	78
TS-20NP-2NPT	157
TS-20US-2NPT	157
TS-30NP-2NPT	157
TS-30US-3NPT	157
TW-00	153
TW-0	153

MODEL #	PAGE
TW-3	153
TW-5	153
TW-9	153
TW-15	153
TW-22	153
TW-30	153
TW-40	153
TW-50	153
TW-60	153
TW-70	153
U	
U-310SD	102
U-350D	102
U-350SD	102
UA-40DMC	58
UA-40MC	58
UA-40SDMC	58
UA-40SMC	58
UA-50DMC	58
UA-50MC	58
UA-50SDMC	58
UA-50SMC	58
UA-60MC	58
UA-60SDMC	58
UA-60SMC	58
UA-70MC	58
UA-70SMC	58
UA-80MC	58
UA-90MC	58
UA-100MC	58
UA-130MC	58
UA-150MC	58
UA-400AMC	59
UA-500AMC	59
UA-600AMC	59
UA-700AMC	59
UA-800AMC	59
UA-900AMC	59
UA-1000AMC	59
UA-1300AMC	59
UAG-40SBL-136	130
UAG-50SBL-109	130
UAG-50SBL-120	130
UAG-70SBL-76	130
UAG-90SBL-59	130
UAN-611R-30C	110
UAN-611R-40C	110
UAN-611R-50C	110
UAN-611R-60C	110
UAN-701R-30C	110
UAN-701R-40C	110
UAN-701R-60C	110
UAT-30D	99
UAT-30SD	99
UAT-40	99
UAT-40D	99
UAT-40S	99
UAT-40SD	99
UAT-50	99
UAT-50D	99
UAT-50DL	99
UAT-50L	99
UAT-50S	99
UAT-50SD	99
UAT-50SDL	99
UAT-50SL	99
UAT-60	99
UAT-60D	99
UAT-60L	99
UAT-60S	99
UAT-60SD	99
UAT-60SDL	99
UAT-60SL	99
UAT-70	99

MODEL #	PAGE
UAT-70L	99
UAT-70S	99
UAT-70SL	99
UAT-80	99
UAT-90	99
UAT-90L	99
UAT-100	99
UAT-100L	99
UAT-130	99
UAT-150	99
UAT-180	99
UAT-200	99
UAT-200L	99
UBX-AF(Z) Series	61
UBX-T Series	107
UCC-100Z	66, 67
UD-50-22	131
UD-50-45	131
UD-50-200	131
UD-50S-22	131
UD-50S-45	131
UD-50S-45A	131
UD-50S-45A*	131
UD-60-04	131
UD-60-07	131
UD-60-15	131
UD-60-20	131
UD-60-29	131
UD-60S-15	131
UD-60S-15C	131
UD-60S-29	131
UD-60S-29C	131
UD-80-04	131
UD-80-07	131
UD-80-12	131
UDP-A100MC	60
UDP-A120MC	60
UDP-A600LMC	60
UDP-A700MC	60
UEC-4801A	63, 67
UEC-4801A-ANGLE	67
UEC-5500	64, 67
UECP-4810(A)	65, 67
UFT-6	92
UFT-10	92
UFT-16	92
UFT-24	92
UFT-S10	92
UFT-S16	92
UG-25NA	130
UG-38N	130
UG-38NA	130
UG-38NL	130
UG-38NS	130
UG-45H	130
UG-50S-200	130
UG-60S-29	130
UG-65EB	130
UG-65EBL	130
UG-650EL	130
UG-1250L-72	130
UGW-6N	112
UGW-8N	112
UL-30	100
UL-30D	100
UL-30S	100
UL-30SD	100
UL-40	100
UL-40D	100
UL-40S	100
UL-40SD	100
UL-50	100
UL-50D	100
UL-50S	100

MODEL #	PAGE
UL-50SD	100
UL-60	100
UL-60D	100
UL-60S	100
UL-60SD	100
UL-70	100
UL-70S	100
UL-80	100
UL-90	100
UL-100	100
UL-130	100
UL-150	100
ULT-40C	101
ULT-50C	101
ULT-60C	101
ULT-70C	101
ULT-70CH	101
UOW-11-10	112
UOW-11-14	112
UOW-11-22	112
UOW-11-30	112
UOW-T60-10	112
UOW-T60-14	112
UOW-T60-22	112
UOW-T60-30	112
UP-25DB	131
URW-6	111
URW-8	111
URW-8N	111
URW-9N	111
URW-10N	111
URW-12N	111
URW-12NA	111
US-3.5ACB	117
US-3.5B	117
US-5	117
US-6W	117
US-350PW	117
US-450PW	117
US-450WB	117
US-652PW	117
US-LD40P-08	117
US-LD40P-15	117
US-LD40P-21	117
US-LD50P-05	117
US-LD50P-08	117
US-LD50P-17	117
US-LT10B	114
US-LT20B-10	114
US-LT20B-18	114
US-LT30B-11	114
US-LT30B-11C	115
US-LT30B-17	114
US-LT30B-17C	115
US-LT30B-23	114
US-LT30BL-11	115
US-LT30BL-17	115
US-LT31PB-05	115
US-LT31PB-11	115
US-LT31PB-17	115
US-LT31PB-23	115
US-LT40-03C	115
US-LT40-05C	115
US-LT40-08C	115
US-LT40B-03C	115
US-LT40B-05C	115
US-LT40B-08	114
US-LT40B-08C	115
US-LT40B-15	114
US-LT40B-15C	115
US-LT40B-21	114
US-LT40BL-08	115
US-LT40BL-15	115
US-LT41PB-08	115

Index

MODEL #	PAGE
US-LT41PB-15	115
US-LT41PB-21	115
US-LT50B-05	114
US-LT50B-08	114
US-LT50B-17	114
US-LT51PB-05	115
US-LT51PB-08	115
US-LT51PB-17	115
UTM-1500	103
UW-6CSHRK	129
UW-6SLRDK	128
UW-6SLRK	128
UW-6SSHRDK	128
UW-6SSHRK	128
UW-6SSLRDK	128
UW-6SSRK	128
UW-8SHRK	128
UW-9SRK	128
UW-10SHRK	128
UW-13CSK	129
UW-13SRK	128
UW-13SSK	128
UW-61ERK	128
UW-75S	129
UW-131ERK	128
UW-140P(WR)	129
UW-220P	129
UW-220PL	129
UW-251P	129
UW-381	129
UW-381L	129
UW-381P	129
UW-401	128
UW-401L	128
UW-550	129
UW-ST6SHK	129
UX-500C	102
UX-612C	102
UX-700C	102
UX-800C	102
UX-900S	102
UX-1000C	102
UXR-1820MC	60
UXR-2000	102
UXR-2000MC	60
UXR-2400SMC	60
UXR-T2400S	102
UXR-T3000S	102
UX-ST800	102

W

MODEL #	PAGE
WSCH	151

Numbers

MODEL #	PAGE
0007.08	68
1AM1DS Series 3arm	146
1SN1DS Series 3arm	146
200-656-5	111
201-656-1	111
203-656-1	111
204-656-1	111
207-656-1	111
209-656-1	111
209P-6-4	157
209P-8-6	157
210-656-1	111
211-656-1	111
212-656-1	111
213-656-1	111
214-656-1	111
215-656-1	111
216-656-1	111
217-656-1	111
221-656-1	111
222-656-1	111
222P-6-4	157
222P-8-6	157
222P-12-8	157
223-656-1	111
225-656-1	111
226-656-1	111
227-656-1	111
233-447-0	112
233-447-4	112
234-447-0	112
234-447-6	112
246-447-0	112
246-447-5	112
250-RZ	157
250-SZ	157
20400	48
20853	49
21159	49
21208	49
21226	49, 124, 152
23575	49
23662	49
23730	47
24320	47
24330	47
24924	49
25274	44
25275	44
25276	44
25277	44
25278	44
25287	44
25289	44
25291	44
25350	47
25491	47
25518	47
25717	49
25718	49
25843	49
26327	44
26328	44
26332	44
26336	44
26337	44
26364	47
26394	49
26443	49
26477	44
26478	44
26479	44
26568	49
26570	49
26630	44
26800	44
26810	44
26815	44
26820	44
26830	44
26840	44
26885	44
26890	44
27045	44
27110	47
27115	47
27122	47
27200	44
27255	44
27348	47
27768	96
27769	96
27771	96
27791	49
27816	49
28050	43
28161	96
28162	96
28163	96
28164	96
28178	94, 155
28292	47
28480	43
28514	44
28549	44
28622	49
28796	96, 156
28843	30
28859	48
375-RZ	157
375-SZ	157
30300	44
30303	44
30306	44
30351	49
30355	47
30850	48
31273	44
32400	47
4H2055	127
500-SZ	96, 157
7021	157
7021AG	157
7041A	157
7041AG	157
7051	157
205-656-1	111
852-644-1 (KIT)	68
852-645-1 (KIT)	68
852-669-1 (KIT)	68
858-626-1	111
858-655-1	111
858-741-1	111
858-753-1	111
858-792-1	111
858-794-1	111
858-818-1	111
858-830-1	111
858-831-1	111
858-832-1	111
858-833-1	111
858-834-1	111
858-835-1	111
858-836-1	111
858-837-1	111
858-838-1	111
858-839-1	111
858-869-1	111
858-922-1	111
858-938-1	111
858-941-1	112
858-960-1	112
858-966-1	112
858-967-1	112
858-968-1	112
858-971-1	112
858-972-1	112
858-973-1	112
858-974-1	112
858-976-1	112
858-977-1	112
858-981-1	112
858-982-1	112
858-983-1	112
858-992-1	112
858-994-1	112
858-999-1	112
862-500-1	112
862-501-1	112
862-503-1	112
862-511-1	112
862-513-1	112
862-514-1	112
862-516-1	112
862-530-1	112
862-531-1	112
862-532-1	112
862-533-1	112
862-535-1	112
862-542-1	112
862-545-1	112
862-546-1	112
862-558-1	112
862-579-1	112
862-590-1	112
862-714-1	112
862-728-1	112
862-747-1	112
862-756-1	112
862-760-1	112
863-000-1	112
863-001-1	112
863-002-1	112
863-003-1	112
863-004-1	112
863-026-1	112
878-845-1	103
881-016-1	111
881-087-1	111
881-090-1	111
881-091-1	111
881-150-1	111
881-160-1	111
881-161-1	111
881-162-1	111
881-163-1	111
881-164-1	111
881-167-1	111
881-168-1	111
909-749-0	60
910-547-0	68
910-548-0	68
910-567-0	60
910-568-0	60
910-569-0	60
910-623-0	68
910-625-0	60
910-807-0	60, 68
910-808-0	60, 68
910-831-0	103
910-832-0	103
911-023-0	68
932-100-0	157
932-110-0A	157
976-379-0	116
976-430-0	116
976-431-0	116
976-432-0	116
976-471-0	116
976-472-0	116
976-493-0	116
976-504-0	116
976-515-0	116
976-516-0	116
976-517-0	116
976-588-0	116
976-614-0	116
976-620-0	116
10C-840-1	105
10E-840-1	105
12E-840-1	107
12E-840-3	107
12F-840-0	107
12F-840-1	107
12F-840-5	107
12F-840-6	107

SLOVAKIA s.r.o.
INTOOL

INTOOL SLOVAKIA, s.r.o., Národná 814/4, 010 01 Žilina, tel: +421 904 001 920
www.intool.sk

AIMCO CORPORATE HEADQUARTERS
10000 SE Pine Street
Portland, Oregon 97216
Phone: (503) 254–6600
Toll Free: 1-800-852-1368

AIMCO CORPORATION DE MEXICO SA DE CV
Ave. Cristobal Colon 14529
Chihuahua, Chihuahua. 31125
Phone: (01-614) 380-1010
Fax: (01-614) 380-1019

AIMCO

www.AIMCO-GLOBAL.com

PRINTED IN THE U.S.A.
LIT-AT100, REV 02-12-25, ©2025 AIMCO